

TNR

T.N. ROBINSON LTD
Wholesale **Electrical** Distributors
Est 1923



PRODUCT GUIDE

EDITION 4



www.tnr.co.uk

188 PAGES OF EVERYTHING ELECTRICAL

LED Lamps & Tubes	4-11
Lamps & Tubes	12-13
LED Downlights	14-16
LED Commercial Lighting	17-24
LED Flood Lighting	25-26
LED Solar Lighting	27
Pendant & Shades	28
Decorative Lighting	29-33
Coastal Lighting	34-41
Emergency Lighting	42
Lighting Controls	43-44
Wiring Accessories	45-64
AV Products / AV Equipment	65-66
Accessories	67-76
Distribution	77-80
Control Gear	81-83
Fuses	84
Burglar Alarms & CCTV	85-88
Fire Safety	89-97
Ventilation & Heating	98-114
Cable Management	115-125
Testing & Labelling	126-134
Tools	135-164
Fixings & Sundries	165-176
Safety Workwear	177-179
Scissors & Booms	180-181
Cables	182-184
Wiring & Ratings Guide	185-186

Welcome to our Product Guide

Thank you for picking up our new handy, dashboard sized product guide, it may be smaller in size than our previous guides but it's packed full with more products than ever before!

We know that our customers need the latest products and brands, so we make it our mission to update our product lines regularly, so we can offer exactly what you need from over 1,000 of the biggest brands.

A history built on service, value and trust

Established in 1923, we have been owned by the same family for four generations and we are proud of the reputation we have gained within our industry for providing exceptional customer service.

We've been offering a broad selection of quality branded electrical products for over 95 years and we have an extensive knowledge of every product we sell, so you can trust us to meet your needs without sacrificing quality for excellent value.

Branching out

After the 2018 opening of our Pwllheli Branch, we now have a network of 12 branches throughout the North of England and Wales, supported by bulk storage facilities in Anglesey and Ashton.

Supplying over 20,000 products to the trade and public, we maintain close working relationships with every customer. Whether it's over the counter or on the phone, we strive to give our customers the very best advice, and prices, every single day.

Added value

We can help with FREE project design such as:

- Energy Metering and Monitoring
- Fire Alarm and Emergency Lighting schemes
- Lamp and Lighting Designs

We are able to offer technical detail on our range of products and together with suppliers we can help design and support projects, offering the most effective and efficient solutions.

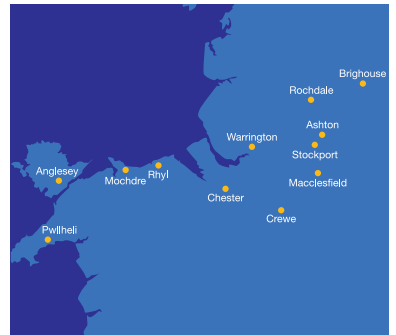
Our invoicing options can also bring value to your business and help reduce your administration costs.

Why choose T.N. Robinson?

- 12 branches
- Same day delivery (on all stocked items)
- Guaranteed stock
- Knowledgeable and experienced staff
- Excellent value and choice
- Great deals, every day
- Trade accounts

Visit www.tnr.co.uk to:

- Find your nearest T.N. Robinson branch
- Download a copy of this Product Guide
- Find out more about the free services we offer
- Sign up for a Trade Customer account to receive exclusive discounts



OVER 70 BRANDS

in this Product Guide, including...



...and we stock many more. Call us today!

OUR BRANCHES

are open Monday to Friday from 7.30am - 5.30pm and Saturday AM.

Please contact your local branch for actual times.

Anglesey:

01248 719077
anglesey@tnr.co.uk

Mochdre:

01492 548123
mochdre@tnr.co.uk

Ashton:

0161 882 9453
ashton@tnr.co.uk

Pwllheli:

01758 719429
pwllheli@tnr.co.uk

Brighthouse:

01484 726610
brighthouse@tnr.co.uk

Rhyl:

01745 356033
rhyll@tnr.co.uk

Chester:

01244 675779
chester@tnr.co.uk

Rochdale:

01706 648352
rochdale@tnr.co.uk

Crewe:

01270 584671
crewe@tnr.co.uk

Stockport:

0161 480 9141
stockport@tnr.co.uk

Macclesfield:

01625 433617
macclesfield@tnr.co.uk

Warrington:

01925 650501
warrington@tnr.co.uk

CONNECT WITH US

for the latest TNR news, events and offers

Like us on

facebook



www.facebook.com/tnrobinsonelec

Connect with us on

LinkedIn



www.linkedin.com/company/tnrobinsonelec

Follow us on

twitter



www.twitter.com/tnrobinsonelec

T.N. Robinson Ltd. - *A history built on service, value and trust*

SUPERB RANGE OF ENERGY SAVING LED LAMPS FOR EVERY APPLICATION!

LED TEC II GU10



These GU10 lamps are perfect for home and hospitality settings. The lamps are a direct retrofit for standard halogen GU10 lamps and deliver the same aesthetics and ambient light as halogen, while allowing the customer to significantly reduce energy costs. Perfect for hospitality settings such as restaurants, bars and hotels where ambience is an essential factor.

The KTEC55DTWGU10G3 uses special Dim 2 Warm technology that shifts from 3000-2000K!

- Up to 85% energy saving
- Instant start-up
- 30,000 hour lifespan
- Dimmable options
- 3000K, 4000K, 6500K
- 400lm or 450lm
- High efficiency of up to 100lm/W



KTEC45PWRGU10G3 LED 4.5W GU10 3000K 400lm
KTEC45PWRGU10G4 LED 4.5W GU10 4000K 450lm
KTEC45PWRGU10G6 LED 4.5W GU10 6000K 450lm
KTEC55DTWGU10G3 LED 5.5W GU10 Dim to Warm 3000K - 2000K
KTEC55DIMGU10S4 LED 5.5W GU10 Dimmable 4000K

LED REON GU10 2700K



The REON LED lamps are uncompromising replacements for halogen GU10 lamps. The unique LED lens and Chip On Board technology deliver the same ambience as halogen, while delivering huge energy savings over halogen lamps without compromising on brightness.

- Up to 88% energy saving
- Instant start-up
- 20,000 hour lifespan
- Dimmable option
- 2700K
- 60° beam angle - 4W
- 70° beam angle - 5W
- High lumen output
- 310lm or 360lm



RLC0B04GU10-27F LED 4W GU10 2700K 310lm
RDC0B05GU10-27F LED 5W GU10 Dimmable 2700K 360lm

LED HILUX GU10 SMD



Perfect for home, office and hospitality settings with all the environmental and financial benefits of LED technology. A direct retrofit for standard halogen GU10 lamps, the SMD range provides a choice of wattages. Each SMD lamp blends into decorative fittings with a stylish lamp body, while PPS Thermally Conductive Plastic provides excellent heat dissipation and electrical insulation making them the ideal choice for many installations.

- Up to 90% energy saving
- Instant start-up
- 30,000 hour lifespan
- 3000K, 4000K, 6500K
- 100° beam angle - 4W
- 60° beam angle - 5W
- High lumen output
- 410lm or 470lm



KSMD04PWRGU10F3 LED 4W GU10 3000K 410lm
KSMD04PWRGU10F4 LED 4W GU10 4000K 410lm
KSMD04PWRGU10F6 LED 4W GU10 6500K 410lm
KSMD05PWRGU10F3 LED 5W GU10 3000K 470lm
KSMD05PWRGU10F4 LED 5W GU10 4000K 470lm
KSMD05PWRGU10F6 LED 5W GU10 6500K 470lm

LED HILUX GU10 DIMMABLE SMD



Perfect for home, office and hospitality settings with all the environmental and financial benefits of LED technology. A direct retrofit for standard halogen GU10 lamps, the SMD range provides a choice of wattages. Each SMD lamp blends into decorative fittings with a stylish lamp body, while PPS Thermally Conductive Plastic provides excellent heat dissipation and electrical insulation making them the ideal choice for many installations.

- Up to 85% energy saving
- Instant start-up
- 30,000 hour lifespan
- Dimmable
- 3000K, 4000K, 6500K
- 60° beam angle
- High lumen output
- 450lm or 580lm



KSMD05DIMGU10F3 LED 5W GU10 Dimmable 3000K 450lm
KSMD05DIMGU10F4 LED 5W GU10 Dimmable 4000K 450lm
KSMD05DIMGU10F6 LED 5W GU10 Dimmable 6500K 580lm
KSMD06DIMGU10F3 LED 6W GU10 Dimmable 3000K 580lm

SUPERB RANGE OF ENERGY SAVING LED LAMPS FOR EVERY APPLICATION!

LED HOME GLS



Kosnic's Home range of LEDs is both beautiful and functional while offering lamps that deliver huge energy savings over filament lamps without compromising on brightness. The lamps can quickly replace filament products in general lighting applications, and once in place rapid payback is achieved.

- Up to 85% energy saving
- Instant start-up
- 30,000 hour lifespan
- Suitable for frequent switching
- 3000K and 4000K
- High lumen output
- 820lm, 850lm, 1100, 1200 or 1550lm



KTC08GLSB22N30	LED 8W GLS BC 3000K 820lm
KTC08GLSB22N40	LED 8W GLS BC 4000K 850lm
KTC08GLSE27N30	LED 8W GLS ES 3000K 820lm
KTC08GLSE27N40	LED 8W GLS ES 4000K 850lm
KTC12GLSB22N30	LED 12W GLS BC 3000K 1100lm
KTC12GLSB22N40	LED 12W GLS BC 4000K 1200lm
KTC12GLSE27N30	LED 12W GLS ES 3000K 1100lm
KTC13.5GLSB22N30	LED 13.5W GLS BC 3000K 1550lm
KTC13.5GLSE27N30	LED 13.5W GLS ES 3000K 1550lm

LED HOME GLS DIMMABLE



Kosnic's Home range of LEDs is both beautiful and functional while offering lamps that deliver huge energy savings over filament lamps without compromising on brightness. The lamps can quickly replace filament products in general lighting applications, and once in place rapid payback is achieved.

The Dim to Warm lamps (KDTW10GLSB22N27 and KDTW10GLSE27N27) are perfect for home and hospitality settings where a warmer colour light is desired as the output dims. As the lamp output reduces the CCT changes from 2700K to 2000K to create a very warm atmosphere.

- Up to 85% energy saving
- Instant start-up
- 30,000 hour lifespan
- Dimmable options
- Suitable for frequent switching
- 3000K and 2700K - 2000K
- High lumen output
- 760lm, 790lm or 920lm



KDIM06GLSB22N30	LED 6W GLS BC Dimmable 3000K
KDIM06GLSE27N30	LED 6W GLS ES Dimmable 3000K
KDIM08GLSB22N30	LED 8W GLS BC Dimmable 3000K 790lm
KDIM08GLSE27N30	LED 8W GLS ES Dimmable 3000K 790lm
KDTW10GLSB22N27	LED 10W GLS BC Dim to Warm 2700K - 2000K 920lm
KDTW10GLSE27N27	LED 10W GLS ES Dim to Warm 2700K - 2000K 920lm

LED REON GLS



Reliable, affordable and easy to install, Reon LEDs surpass the high quality standards that home owners and lighting professionals demand for lower cost applications. The Reon LED Frosted GLS lamp is the perfect energy efficient and high quality solution to directly replace traditional halogen lamps. Compatible with existing halogen fittings, this product will save you up to 85% of the energy needed to power its traditional equivalent without compromising on brightness.

- Up to 84% energy saving
- Instant start-up
- 20,000 hour lifespan
- 3000K, 4000K, 6500K
- High lumen output
- 600lm, 730lm or 920lm



RLGLS07E27-30-N	LED 7W REON GLS ES 3000K
RLGLS07B22-30-N	LED 7W REON GLS BC 3000K
RLGLS09B22-30-N	LED 9W REON GLS BC 3000K 730lm
RLGLS09B22-40-N	LED 9W REON GLS BC 4000K 730lm
RLGLS09B22-65-N	LED 9W REON GLS BC 6500K 730lm
RLGLS09E27-30-N	LED 9W REON GLS ES 3000K 730lm
RLGLS09E27-40-N	LED 9W REON GLS ES 4000K 730lm
RLGLS11B22-30-N	LED 11W REON GLS BC 3000K 920lm
RLGLS11E27-30-N	LED 11W REON GLS ES 3000K 920lm

LED HOME FILAMENT GLS 2700K



The KTC LED Filament GLS lamp has a traditional appearance and gives an even spread of light in all directions. It is also highly functional and efficient, up to 100lm/W, giving a quality of light that creates inviting living spaces while offering huge energy savings over filament lamps without compromising on brightness. The lamps can quickly replace filament products in domestic and hospitality lighting applications, and once in place rapid payback is achieved.

- Linear LED filament provides a traditional appearance
- Up to 87% energy saving
- Instant start-up
- 20,000 hour lifespan
- Dimmable options
- Even light distribution
- 2700K
- High lumen output
- 490lm or 730lm



KFLM4.5GLSE27CL	LED 4.5W GLS ES 2700K 490lm
KFLM4.5GLSB22CL	LED 4.5W GLS BC 2700K 490lm
KFLM7GLSE27CL	LED 7W GLS ES 2700K 730lm
KFLM7GLSB22CL	LED 7W GLS BC 2700K 730lm
KDFL07GLSB22CLR	LED 7W GLS BC Dimmable 2700K 730lm
KDFL07GLSE27CLR	LED 7W GLS ES Dimmable 2700K 730lm

SUPERB RANGE OF ENERGY SAVING LED LAMPS FOR EVERY APPLICATION!

LED HOME FILAMENT CANDLE 2700K



The KTC LED Filament Candle lamp has a traditional appearance and gives an even spread of light in all directions. It is also highly functional and efficient, up to 100lm/W, giving a quality of light that creates inviting living spaces while offering huge energy savings over filament lamps without compromising on brightness. The lamps can quickly replace filament products in domestic and hospitality lighting applications, and once in place rapid payback is achieved.

- Linear LED filament provides a traditional appearance
- Up to 90% energy saving
- Instant start-up
- 20,000 hour lifespan
- Even light distribution
- 2700K
- High lumen output
- 200lm or 440lm



KFLM02CNDB22CLR	LED 2W Candle BC 2700K 200lm
KFLM02CNDE14CLR	LED 2W Candle SES 2700K 200lm
KFLM02CNDE27CLR	LED 2W Candle ES 2700K 200lm
KFLM04CNDB22CLR	LED 4W Candle BC 2700K 440lm
KFLM04CNDE14CLR	LED 4W Candle SES 2700K 440lm
KFLM04CNDE27CLR	LED 4W Candle ES 2700K 440lm

LED HOME FILAMENT GOLF 2700K 4W



The KTC LED Filament Golf lamp has a traditional appearance and gives an even spread of light in all directions. It is also highly functional and efficient, up to 100lm/W, giving a quality of light that creates inviting living spaces while offering huge energy savings over filament lamps without compromising on brightness. The lamps can quickly replace filament products in domestic and hospitality lighting applications, and once in place rapid payback is achieved.

- Linear LED filament provides a traditional appearance
- Up to 88% energy saving
- Instant start-up
- 20,000 hour lifespan
- Even light distribution
- 2700K
- High lumen output
- 380lm



KFLM04GLFE27C27	LED 4W Golf BC 2700K 380lm
KFLM04GLFE14C27	LED 4W Golf SES 2700K 380lm
KFLM04GLFB22C27	LED 4W Golf ES 2700K 380lm

LED HOME FILAMENT GLOBE 2700K 4.5W



The KTC LED Filament Globe lamp has a traditional appearance and gives an even spread of light in all directions. It is also highly functional and efficient, up to 100lm/W, giving a quality of light that creates inviting living spaces while offering huge energy savings over filament lamps without compromising on brightness. The lamps can quickly replace filament products in domestic and hospitality lighting applications, and once in place rapid payback is achieved.

- Linear LED filament provides a traditional appearance
- Up to 90% energy saving
- Instant start-up
- 20,000 hour lifespan
- Even light distribution
- 2700K
- High lumen output
- 470lm



KFLM4.5GLBE27CL	LED 4.5W Globe ES 2700K 470lm
KFLM4.5GLBB22CL	LED 4.5W Globe BC 2700K 470lm

LED HOME ANTIQUE FILAMENT GLOBE 2700K 4W



The Antique Filament LED Globe lamp has a special coating with a golden finish, that shifts the light to a warmer colour temperature of 2500k. Such light creates an ultra warm and cosy living space while offering huge energy savings over filament lamps without compromising on brightness. The lamps can quickly replace filament products in domestic and hospitality lighting applications, and once in place rapid payback is achieved.

- Linear LED filament provides a traditional appearance
- Up to 88% energy saving
- Instant start-up
- 20,000 hour lifespan
- Even light distribution
- 2700K
- High lumen output
- 400lm



KFLM04G125B22GLDN27K	LED 4W Globe BC 2700K 400lm
KFLM04G125E27GLDN27K	LED 4W Globe ES 2700K 400lm

SUPERB RANGE OF ENERGY SAVING LED LAMPS FOR EVERY APPLICATION!

LED REON CANDLE 3000K 5W



- Up to 85% energy saving
- Instant start-up
- 20,000 hour lifespan
- 3000K
- High lumen output
- 400lm



RLCND05B22-30-N LED 5W Reon BC 3000K 400lm
RLCND05E14-30-N LED 5W Reon SES 3000K 400lm
RLCND05E27-30-N LED 5W Reon ES 3000K 400lm
RLCND05B15-30-N LED 5W Reon SBC 3000K 400lm

LED REON DIMMABLE CANDLE 3000K 5W



- Up to 85% energy saving
- Instant start-up
- 20,000 hours lifespan
- Dimmable
- 3000K
- High lumen output
- 390lm



RDCND05B2230NH LED 5W REON BC Dimmable 3000K 390lm
RDCND05E1430NH LED 5W REON SES Dimmable 3000K 390lm

LED REON GOLF 3000K



- Up to 85% energy saving
- Instant start-up
- 20,000 hour lifespan
- 3000K
- High lumen output
- 320lm or 400lm



RLGLF04B2230N LED 4W Reon BC 3000K 320lm
RLGLF04E1430N LED 4W Reon SES 3000K 320lm
RLGLF04E2730N LED 4W Reon ES 3000K 320lm
RLGLF05B22-30-N LED 5W Reon BC 3000K 400lm
RLGLF05E14-30-N LED 5W Reon SES 3000K 400lm
RLGLF05E27-30-N LED 5W Reon ES 3000K 400lm

LED REON R50 2700K 4W



- Up to 90% energy saving
- Instant start-up
- 20,000 hour lifespan
- 2700K



RLR5005E14-27-W LED 5W Reon R50 SES 2700K

LED REON R63 2700K 7W



- Up to 90% energy saving
- Instant start-up
- 20,000 hour lifespan
- 2700K



RLR6307E27-27-W LED 6W Reon R63 ES 2700K

LED REON R80 2700K 9W



- Up to 90% energy saving
- Instant start-up
- 20,000 hour lifespan
- 2700K



RLR8009E27-27-W LED 8W Reon R80 ES 2700K

SUPERB RANGE OF ENERGY SAVING LED LAMPS FOR EVERY APPLICATION!

12V LED DISPLAY POWERSPOT MR11 GU4



- Up to 85% energy saving
- Instant start-up
- 30,000 hours lifespan
- 3000K and 6500K
- 38° beam angle
- High lumen output
- 110lm, 115lm, 230lm or 240lm



KTC02MR11GU4S30 LED 2W MR11 GU4 12V 3000K 110lm
KTC02MR11GUS465 LED 2W MR11 GU4 12V 6500K 115lm
KTC04MR11GUS30 LED 4W MR11 GU4 12V 3000K 230lm
KTC04MR11GUS65 LED 4W MR11 GU4 12V 6500K 240lm

12V LED PRO POWERSPOT G5.3 4.5W



- Up to 80% energy saving
- Instant start-up
- 30,000 hours lifespan
- 3000K, 4000K, 6500K
- 45° beam angle
- High lumen output
- 260lm or 280lm



KPR04.5PWRG5.3S3 LED 4.5W G5.3 12V 3000K 260lm
KPR04.5PWRG5.3S4 LED 4.5W G5.3 12V 4000K 260lm
KPR04.5PWRG5.3S6 LED 4.5W G5.3 12V 6500K 280lm

LED POWERSPOT PAR38 E27 15W



- Up to 87% energy saving
- Instant start-up
- 30,000 hours lifespan
- 3000K and 6500K
- 30° beam angle
- High lumen output
- 1050lm or 1120lm



KTC15P38E27S30 LED 15W PAR38 E27 3000K 1050lm
KTC15P38E27S65 LED 15W PAR38 E27 6500K 1120lm

LED REON DIMMABLE PAR38 E27 11W



- Up to 90% energy saving
- Instant start-up
- 20,000 hours lifespan
- Dimmable
- 2700K
- High lumen output



RDP3811E27-27-F LED 11W PAR38 E27 Dimmable 2700K

LED DISPLAY AR111 G53 & GU10 3000K 12W



- Up to 84% energy saving
- Instant start-up
- 30,000 hours lifespan
- 3000K
- 25° beam angle
- High lumen output
- 800lm or 880lm



KDPL12AR111S3S3 LED 12W AR111 G53 3000K 800lm
KDPL12AR111S3S3 LED 12W AR111 GU10 3000K 880lm

LED GX53 DISK LAMP 3000K



- Up to 80% energy saving
- Instant start-up
- Up to 30,000 hours lifespan
- 3000K
- High lumen output
- 240lm, 410lm or 540lm



KLED03DSKGX53W3 LED 3W GX53 3000K 240lm
KLED05DSKGX53W3 LED 5W GX53 3000K 410lm
KLED07DSKGX53W3 LED 7W GX53 3000K 540lm

SUPERB RANGE OF ENERGY SAVING LED LAMPS FOR EVERY APPLICATION!

LED COMMERCIAL 2D



- Up to 65% energy saving
- Instant start-up
- 30,000 hours lifespan
- 2700K, 4000K, 6500K
- High lumen output
- 1050lm, 1220lm, 1320lm or 1880lm



KLED09STD/2P840	LED 9W 2D CW 2P 4000K 1050lm
KLED09STD/4P840	LED 9W 2D CW 4000K 1050lm
KLED12STD/4P840	LED 12W 2D CW 4000K 1320lm
KLED12STD/4P827	LED 12W 2D CW 2700K 1220lm
KLED18STD/4PW40	LED 18W 2D CW 4000K 1880lm
KLED18STD/4PW65	LED 18W 2D CW 6500K 1880lm

LED COMMERCIAL GR10Q 2D SENSOR 4000K



- Built in corridor function
- Up to 65% energy saving
- Instant start-up
- 30,000 hours lifespan
- 4000K
- High lumen output
- 1300lm, 1240lm or 1600lm
- Dusk to Dawn option



KLED12CRD/4PW40	LED 12W 2D CW PIR 4000K 1300lm
KLED18CRD/4PW40	LED 18W 2D CW PIR 4000K 1600lm
KLED12DTD4PW40	LED 12W 2D CW PEC Dusk to Dawn 4000K 1240lm

LED PYGMY SES 3000K 2.5W



- Up to 90% energy saving
- Instant start-up
- 30,000 hour lifespan
- 3000K
- High lumen output



KLED2.5PYGE14N3 LED 2.5W PYGMY SES 3000K

12V LED G4 CAPSULE 3000K 1.2W



- Up to 90% energy saving
- Instant start-up
- 30,000 hour lifespan
- 3000K
- 80lm
- Replacement for common G4 halogen capsules
- Requires 12Vdc constant voltage LED driver



KLED1.2CPLG4N30 LED 1.2W G4 12V 3000K 80lm

LED G9 CAPSULE



- Up to 88% energy saving
- Instant start-up
- 30,000 hours lifespan
- 3000K and 6500K
- High lumen output
- 220lm, 230lm, 310lm or 320lm



KLED2.5CPLG9N30	LED 2.5W G9 3000K 220lm
KLED2.5CPLG9N65	LED 2.5W G9 6500K 310lm
KLED3.5CPLG9N30	LED 3.5W G9 3000K 230lm
KLED3.5CPLG9N65	LED 3.5W G9 6500K 320lm

LED T8 TUBES



- Up to 50% energy saving
- 30,000 hour lifespan



LT8G2N10W11	2ft 10W 4000K 1000lm
LT8G2C10W11	2ft 10W 6500K 1000lm
LT8G4N18W20	4ft 18W 4000K 1800lm
LT8G4C18W20	4ft 18W 6500K 1800lm
LT8G4N22W24	4ft 24W 4000K 2400lm
LT8G4C22W24	4ft 24W 6500K 2400lm
LT8G5N22W24	5ft 24W 4000K 2400lm
LT8G5C22W24	5ft 24W 6500K 2400lm
LT8G5N32W35	5ft 32W 4000K 3200lm
LT8G5C32W35	5ft 32W 6500K 3200lm
LT8G6N40W44	6ft 40W 4000K 4000lm
LT8G6C40W44	6ft 40W 6500K 4000lm

SUPERB RANGE OF ENERGY SAVING LED LAMPS FOR EVERY APPLICATION!

LED RETROFIT UNIVERSAL 80W



- Up to 80% energy saving
- 50,000 hours lifespan
- 5000K and 6000K
- 120° beam angle
- 5 year warranty
- 8600lm or 8800lm



RTF027
RTF037

LED 80W E40 5000K 8600lm
LED 80W E40 6000K 8800lm

LED RETROFIT CORN LAMPS 6000K



- Up to 80% energy saving
- 50,000 hours lifespan
- 6000K
- 360° beam angle
- 5 year warranty
- 2200lm, 6600lm, 8800lm or 11000lm



RTF074
RTF077
RTF078
RTF079

LED 20W E27 6000K 2200lm
LED 60W E27 6000K 6600lm
LED 80W E40 6000K 8800lm
LED 100W E40 6000K 11000lm

LED SENSOR CLASSIC E27 2800K 8W



Megaman's LED Sensor, with improved lumen output, automatically lights up in darkness and turns itself off when light is ample. Perfect for outdoor lamp fittings.

- Up to 80% energy saving
- 15,000 hour lifespan
- 2800K
- 600lm



148463

LED 8W Sensor E27 2800K 600lm

LED PHOTOCELL DUSK TILL DAWN GLS 9W



- Automatic Dusk till Dawn switching
- Instant start-up
- 25,000 hour lifespan
- 2700K
- 810lm



05730

LED 9W GLS BC 2700K 810lm

LED R39 SES 3000K 4W



- Up to 80% energy saving
- 25,000 hour lifespan
- 3000K
- 300lm



05680

LED 4W SES 3000K 300lm

LED 110V SITE LIGHT GLS 2700K 10W



Tough plastic envelope is IP65 when used with a the correct lamp holder.

- Up to 80% energy saving
- 25,000 hour lifespan
- 2700K
- 500lm



Site Lighting
See page 162

05860
05861

LED 10W GLS BC 2700K 500lm 110V
LED 10W GLS ES 2700K 500lm 110V

SUPERB RANGE OF ENERGY SAVING LED LAMPS FOR EVERY APPLICATION!

LED COOKER HOOD LAMP SES 3000K 3W



- 25,000 hour lifespan
- 3000K
- 350lm



05655

LED 3W SES 3000K 240V 350lm

LED G9 DIMMABLE CAPSULE NON-ENCLOSED USE 2700K 3W



- Instant start-up
- 20,000 hour lifespan
- Dimmable
- 330° beam angle
- 2700K
- 250lm



05674

LED 3W G9 Frosted 2700K 250lm

LED G9 DIMMABLE CAPSULE ENCLOSED USE 2700K 3W



- Instant start-up
- 15,000 hour lifespan
- Dimmable
- 2700K
- 250lm



60040

LED 3W G9 2700K 250lm

LED APPLIANCE LAMP 4000K 1W



- Instant start-up
- 30,000 hour lifespan
- 4000K
- 40lm



05665

LED 1W SES/E14 4000K 40lm

LED OPAL STRIPS 3000K



- Up to 92% energy saving
- 20,000 hour lifespan
- 3000K
- 300lm or 500lm



05156

LED 2.5W S15 221mm 3000K 300lm

05157

LED 4W S15 284mm 3000K 500lm

LED ULTRALINK UNDER CABINET LIGHTING



CHAIN LINKABLE DESIGN!

IP20

- 30,000 hour lifespan
- 3 year guarantee
- 2700K and 4000K
- Fittings included



1 x Power Lead
1 x Direct Connection Joint
1 x Connection Point Cover
2 x Mounting Brackets
2 x Fixing Screws

07164

LED 4W 313mm 2700K 380lm

07165

LED 8W 573mm 2700K 750lm

07166

LED 11W 873mm 2700K 1050lm

07167

LED 14W 1173mm 2700K 1350lm

07160

LED 4W 313mm 4000K 380lm

07161

LED 8W 573mm 4000K 750lm

07162

LED 11W 873mm 4000K 1050lm

07163

LED 14W 1173mm 4000K 1350lm

07169

UltraLink Link Lead - 500mm

07170

UltraLink Link Lead - 1000mm

2D FLUORESCENT

- Non-integrated retro-fit for 2D luminaires
- High light quality with 12,000 hours long life

2D162P/3500	16W 2 Pin
2D164P/3500	16W 4 Pin
2D284P/3500	28W 4 Pin
2D384P/3500	38W 4 Pin
2D162P/2700	16W 2 Pin
2D164P/2700	16W 4 Pin
2D284P/2700	28W 4 Pin
2D384P/2700	38W 4 Pin



PL-S COMPACT FLUORESCENT

- Energy saving non-integrated
- Optimum lumen output + 10,000 hours long life

9PLS8402PINB	9W 2 Pin G23
11PLS8402PINB	11W 2 Pin G23
11PLS8404PINB	11W 4 Pin 2G7



PL-C COMPACT FLUORESCENT

- Energy saving non-integrated
- Optimum lumen output + 10,000 hours long life

13PLC8402PIN	13W 2 Pin 4000K G24D-1
13PLC8404PIN	13W 4 Pin 4000K G24Q-1
18PLC8402PIN	18W 2 Pin 4000K G24D-2
18PLC8404PIN	18W 4 Pin 4000K G24Q-2
26PLC8402PIN	26W 2 Pin 4000K G24D-3
26PLC8404PIN	26W 4 Pin 4000K G24Q-3



PL-L COMPACT FLUORESCENT

- Energy saving non-integrated
- Optimum lumen output + 20,000 hours long life

18PLL840	18W 4 Pin 2G11
36PLL840	36W 4 Pin 2G11
40PLL840	40W 4 Pin 2G11
55PLL840	55W 4 Pin 2G11



PL-T COMPACT FLUORESCENT

- Energy saving non-integrated
- Optimum lumen output + 10,000 hours long life


26PLT8404PINCS	26W 4 Pin GX24Q3
32PLT8404PINCS	32W 4 Pin GX24Q3
42PLT8404PINCS	42W 4 Pin GX24Q4



T5, T8 & T12 TUBES

- High-efficiency fluorescent lamp
- Optimum light performance of up to 20,000 hours

6W4	4W 6" 3500K T5
9W6	9W 6" 3500K T5
21W13	13W 21" 3500K T5
12W8	8W 12" 3500K T8
18C8515	15W 18" 3500K T8
18C8415	15W 18" 4000K T8
2C8518	18W 2ft 3500K T8
2C8418	18W 2ft 4000K T8
3C8530	30W 3ft 3500K T8
3C8430	30W 3ft 4000K T8
4C8536	36W 4ft 3500K T8
4C8436	36W 4ft 4000K T8
5C8558	58W 5ft 3500K T8
5C8458	58W 5ft 4000K T8
6C8570	70W 6ft 3500K T8
6C8470	70W 6ft 4000K T8
8W100	100W 8" 3500K T12



T5 TUBES

- High-efficiency fluorescent lamp
- Optimum light performance of 24,000 hours

F14W/T5/840	14W 549mm 4000K
F21W/T5/840	21W 849mm 4000K
F28W/T5/840	28W 1149mm 4000K
F35W/T5/840	35W 1449mm 4000K
F24W/T5/840	24W 549mm 4000K
F49W/T5/840	49W 1449mm 4000K



SON LAMPS

- High pressure sodium lamps
- 24,000 hours average life

EXT = External Ignition
INT = Internal Ignition



SON70T	70W ES EXT
SON70IT	70W ES INT
SON150T	150W GES EXT
SON250T	250W GES EXT

MASTER SON T PLUS

- High pressure sodium lamps
- High output and long reliable lifetime

EXT = External Ignition
INT = Internal Ignition

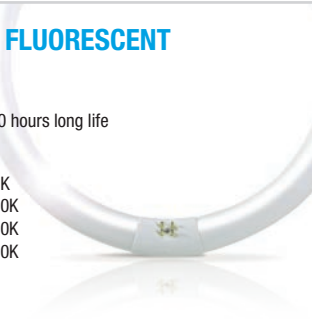


SONT70T	70W ES EXT
SONT70IT	70W ES INT
SONT150T	150W GES EXT
SONT250T	250W GES EXT

CIRCULAR FLUORESCENT

- Energy saving non-integrated
- Optimum lumen output + 10,000 hours long life

C9WW22	22W 9" 3000K
CIR32SPWW	32W 12" 3000K
CIR40SPWW	40W 16" 3000K
CIR60SPWW	60W 16" 3000K
22TL5C840	22W 4000K
40TL5C840	40W 4000K
55TL5C840	55W 4000K
60TL5C840	55W 4000K



G9 CAPSULE

- Single ended mains voltage capsule
- UV block quartz glass
- G9 easy install base



28TH240G9ECO	28W Clear G9 Capsule
25TH240G9	25W Clear G9 Capsule

CAPSULINE

- Single ended low voltage halogen
- Sturdy low pressure lamps with UV-block glass
- 12 volts



10TH12M11	10W G4
20TH12M47	20W G4
35TH12M66	35W GY6.35
50TH12M32	50W GY6.35

PYGMY / OVEN LAMPS

- 240 volts



15SES240PSC	15W SES
25SES240PSC	25W SES
25SES240CO	25W SES Oven
40SES240CO	40W SES Oven
40SESCHP	40W SES Cooker Hood

LINEAR TUNGSTEN HALOGEN

- Mains voltage double ended linear halogen lamps
- EU energy compliant with 2000 hour life



80TH240ESAV	80W 78mm
120TH240ESAV	330W 78mm
200TH240ESAV	200W 117mm
230TH240ESAV	230W 117mm
330TH240ESAV	330W 117mm
400TH240ESAV	400W 117mm

SPIRAL LAMPS

- Quick start energy saving CFL Lamp



EC011SP2B22827	11W BC 2700K
EC011SP2B22865	11W BC 6500K
EC011SP2E27827	11W ES 2700K
EC011SP2E27865	11W ES 6500K
EC015SP2B22827	15W BC 2700K
EC015SP2E27827	15W ES 2700K
EC020SP2B22827	20W BC 2700K
EC020SP2B22865	20W BC 6500K
EC020SP2E27827	20W ES 2700K
EC020SP2E27865	20W ES 6500K

LED FTTYPE FIRE RATED DOWNLIGHTS

LUCECO

WITH INTERCHANGEABLE BEZEL!

IP65



- Super fast installation delivering up to 100lm/W in both the 6W and 8W versions
- 3000K and 4000K
- Direct insulation coverable
- Integrated dimmable driver
- Super efficient Samsung LED chips - latest technology, maximum reliability
- Interchangeable bezel with a range of colour finishes available
- Speedfit loop in / out push fit terminals for solid or stranded cable
- Supplied with flat matt white bezel
- Thermal Rod heat sink design for optimum performance
- Crystalline Optics engineered baffled back lens
- Clip & fit cable clamp housing
- Cut-out - 75mm
- 3 year warranty

EFT60W30	6W Downlight 3000K 600lm
EFT60W40	6W Downlight 4000K 600lm
EFT80W30	8W Downlight 3000K 760lm
EFT80W40	8W Downlight 4000K 760lm
EFTBZFGW	Bezel Flat Gloss White
EFTBZFPC	Bezel Flat Polished Chrome
EFTBZFBK	Bezel Flat Black Nickel
EFTBZFBK	Bezel Flat Black



LED V50 COLOUR SELECTABLE DOWNLIGHTS

JCC

NEXT GENERATION
FIRE RATED DOWNLIGHT!

IP65



Colour Key -
WH = White
BN = Brushed Nickel
CH = Chrome
BLK = Black
BZ = Bronze

Colour switchable from below the ceiling

- 7.5W LED
- Two selectable colour options, 3000K & 4000K
- Five interchangeable bezel options
- Wide 60° beam angle
- Low profile suitable for shallow 50mm ceiling voids
- Twist and lock bezel design
- Fast, push fit termination with remote driver
- Fire tested for 30, 60 and 90 minute ceilings
- 3 year extended warranty

**SELECTABLE
COLOUR
OPTIONS!**

JC1001/NB	7.5W V50 LED Downlight 650ml No Bezel
JC1002*	7.5W V50 Tilt LED Downlight 650ml
JC1003*	V50 Standard Converter Plate
JC1004*	V50 Tilt Converter Plate
JC1005	V50 Standard Concealer Ring (5 pack)
JC1006*	Separate Bezel for V50 Standard

* = Add 'WH' 'BN' or 'CH' at the end of each part number to specify your colour option. JC1006 is also available in 'BLK' or 'BZ'.



3000k - Warm White, 4000k - Cool White, 6500k - Daylight

LED FIRE RATED GU10 DOWNLIGHTS



- Fully tested for 30, 60 and 90 minute fire rated ceilings
- IP20/IP65 bezel dependant (purchased separately)
- 3 colour bezel options
- Maximum 10W LED GU10 lamps only (not supplied)
- Can be covered in insulation
- Class I
- Body - Steel
- 1 year warranty

KSRFRD400	Fire Rated GU10 LED Downlight (Bezel not supplied)
KSRFRD401	IP20 White Bezel
KSRFRD402	IP20 Chrome Bezel
KSRFRD403	IP20 Satin Chrome Bezel
KSRFRD404	IP65 White Bezel
KSRFRD405	IP65 Chrome Bezel
KSRFRD406	IP65 Satin Chrome Bezel

EFD FIRE RATED DOWNLIGHTS



**RAPID & EASY
INSTALLATION!**

IP65

- LED lamp compatible
- Rapid and easy installation
- GU lamp holder - 35W max (lamp not included)
- Tool-less access and loop in loop out terminals
- Fully tested to 30, 60 & 90 minutes Fire Resistance
- 3 year standard warranty



EFDGUIPBS
Brushed Steel



EFDGUFWH
White



EFDGUAPC
Polished Chrome

IP65 FIRE RATED DOWNLIGHT

EFDGUIP* IP65 Fire Rated 72mm Cut-out

FIXED FIRE RATED DOWNLIGHT

EFDGUF* Fixed Fire Rated 72mm Cut-out

ADJUSTABLE FIRE RATED DOWNLIGHT

EFDGUA* Adjustable Fire Rated 82mm Cut-out

Colour Options Key - WH = White, BN = Brushed Steel, PC = Polished Chrome

* = Add 'WH' 'BN' or 'CH' at the end of each part no. to specify your colour option




T.N. Robinson Ltd.
*Serving Stockport and
beyond since 1923*



UNIVERSAL LED DIMMER MODULE



- Suitable for dimming:
LED / CFL / Halogen / Incandescent



Ideal for replacing existing backplate dimmer modules when retro-fitting LED lamps or fittings



RESISTIVE LOAD

GLS - Min 10W-Max 250W

Mains voltage Halogen - Min 10W-Max 250W

INDUCTIVE LOAD

LV Halogen with dimmable magnetic transformer Min 10W-Max 250W

LV Halogen with electronic transformer Min 10W-Max 250W

LED LOAD

LED Dimmable bulb - Min 4W-Max 250W

LED Dimmable driver - Min 4W-Max 250W

COMPACT FLUORESCENT LOAD

CFL Dimmable bulb - Min 15W-Max 250W

09592

LED Dimmer Module 250 VA

Check out our range of LED Downlight Lamps



See page 4



Need an Adjustable Downlight Hole Cutter?

See page 137

FGLED DIMMER MODULE



IP20

- Suitable for dimming: LED / CFL / Halogen / Incandescent
- Flicker free performance
- 2 year manufacturers warranty
- Dimensions: 60 x 60 x 27mm
- Input voltage: 230V~+/- 10%
- Operating frequency: 50Hz +/- 10%
- Max terminal capacity: 1.5mm²
- Max switching capacity: 4 Amp resistance
- Max LED load: 100W
- Min LED load: 11W
- Max tungsten/LV load: 600VA
- Min tungsten/LV load: 40W
- Max CFL load: 100W



LEV71906MOD FGLED Dimmer Module 100W LED Load

Contact your local TNR branch for professional Lighting Design Services





LED SURFACE MOUNTED LUMINAIRES 150W 600MM X 330MM LED REPLACEMENT

IP20

These LED luminaires offer energy savings and high performance, replacing conventional lighting in general industrial areas, manufacturing, warehousing, leisure facilities and retail environments. They are fitted with pre-anodized aluminium reflectors to provide control of the 150W output with low glare.

- Instant start up
- White finish
- 6500K
- 40,000 hours lifespan
- Conduit, trunking or surface mounting

KMSD150LHBEW65W 150W High Bay 6500K 15000lm
KMSD150LLBEW65W 150W Low Bay 6500K 15000lm



LED NIMBUS II CIRCULAR HIGH BAY 150W

IP65

The Nimbus II High Bay LED luminaires offer huge energy savings, efficiency and high performance, replacing conventional lighting in general industrial areas, manufacturing, warehousing, leisure facilities and retail environments.

- Efficiency up to 140lm/W
- 5000K
- 54,000 hour lifespan
- Fixing loop for suspended mounting
- 1-10V dimmable driver
- Die-cast aluminium with annular lens
- Optional surface mounting bracket
- Optional remote control microwave sensor with stand-by dimming and daylight threshold

KMHBN150C1DV 150W 300mm Circular High Bay 5000K 21000lm



LED ECHO CIRCULAR HIGH BAY

IP65

The Echo High Bay luminaire provides energy savings and high performance, replacing conventional lighting in general industrial areas, manufacturing, warehousing, leisure facilities and retail environments.

- Instant start up
- 5000K
- 40,000 hour lifespan
- Fixing loop for suspended mounting
- Die-cast aluminium body
- Vandal resistant (IK10)

KMHD100CHB

KHBE150C1

KMHD100CHB 100W 280mm Circular High Bay 50° 5000K 12200lm
KHBE150C1 150W 300mm Circular High Bay 80° 5000K 18500lm
KHBE200C1 200W 360mm Circular High Bay 90° 5000K 26000lm



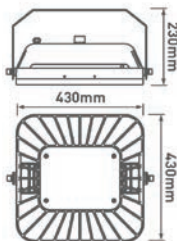


LED CERES HIGH BAY HIGH PERFORMANCE HIGHBAY FAMILY WITH MULTIPLE LUMEN AND DISTRIBUTION VARIANTS

IP65

- 4000K neutral white
- 50,000 hours
- Suspension, surface or wall mountable with multi-directional bracket
- Slim profile for use in areas with height restrictions
- Alternative to HID high bay luminaires of 250W-400W
- Supplied with hanging hook, and surface mounting bracket
- Instant light output and re-strike unlike most HID
- Supplied with 60°, 90° or 120° lens
- Supplied with 1.5m of H05RN-F cable

LHBS110S60	110W High Bay 60° 4000K 12000lm
LHBS110S90	110W High Bay 90° 4000K 12000lm
LHBS110S120	110W High Bay 120° 4000K 12000lm
LHBS200S60	195W High Bay 60° 4000K 22000lm
LHBS200S90	195W High Bay 90° 4000K 22000lm
LHBS200S120	195W High Bay 120° 4000K 22000lm



LED ALTO WALL PACK BULKHEAD 30W DUSK TO DAWN SENSOR OPTION

IP65

A low maintenance and robust solution to external lighting for commercial and industrial buildings in applications such as perimeter lighting, pedestrian lighting and vehicle access area lighting. Available with a built-in dusk to dawn sensor that can be set to keep the light on below a range of ambient light levels.

- Instant start
- 4000K neutral white
- Long life of 40,000 hours
- Diecast aluminium body and polycarbonate diffuser
- 2 x 20mm side knockouts
- High lumen output

KWP30Q65	30W LED Bulkhead 309 x 261 x 115mm Diameter 4000K 2750lm
KWP30Q65S	30W LED Bulkhead with Dusk to Dawn Sensor 309 x 261 x 115mm Diameter 4000K 2750lm



LED DELLA HIGH POWER FLOODLIGHT IDEAL REPLACEMENTS FOR ENERGY-HUNGRY HALOGEN LIGHTING

IP65

Suitable for outdoor use, the range offers affordable products with high lumen efficiency and a long life. Save up to 75% energy usage compared to traditional halogen fittings.

- Instant start up
- Black finish
- 6500K
- 40,000 hour lifespan
- Surge protection
- Die cast aluminium body
- 110° beam angle

KFLDHS80Q65	80W Della Floodlight 6500K 8000lm
KFLDHS100Q65	100W Della Floodlight 6500K 9000lm
KFLDHS1500Q65	150W Della Floodlight 6500K 15500lm
KFLDHS2000Q65	200W Della Floodlight 6500K 20000lm





LED SKYPACK QUICK RELEASE INTELLIGENT PRESS RELEASE DESIGN

IP20

Uses an innovative dual button mechanism to make installation quick and simple.

- 4000K neutral white
- Intelligent press release buttons for simple installation
- Ultra efficient, up to 120 lumens per circuit Watt
- Suitable for temperatures -10°C to 50°C
- Press fit terminals, loop in loop out
- Rear and end conduit entry points
- Suspended LED tray for easy installation
- 3 year extended warranty

STANDARD SINGLE

JC71741	23W 4ft Single 4000K 2760lm
JC71743	37W 5ft Single 4000K 4440lm
JC71745	54W 6ft Single 4000K 6480lm

EMERGENCY SINGLE

JC71741EM	25W 4ft Single Emergency 4000K 2760lm
JC71743EM	39W 5ft Single Emergency 4000K 4440lm
JC71745EM	56W 6ft Single Emergency 4000K 6480lm

STANDARD TWIN

JC71742	40W 4ft Twin 4000K 4800lm
JC71744	60W 5ft Twin 4000K 7200lm

EMERGENCY TWIN

JC71742EM	40W 4ft Twin Emergency 4000K 4800lm
JC71744EM	62W 5ft Twin Emergency 4000K 7200lm



TOUGHLED WEATHERPROOF ULTRA EFFICIENT, HIGHLY DURABLE BATTEN

IP65

Press-fit terminals, loop in loop out for quick and simple installation

- 4000K neutral white
- Ultra efficient, up to 128 lumens per circuit Watt
- Stainless steel anti-tamper clips
- Polycarbonate diffuser, ABS body, suitable for food preparation areas
- Frosted diffuser
- 3 year extended warranty

STANDARD SINGLE

JC71553FR	18W 4ft Single 4000K 2300lm
JC71555FR	27W 5ft Single 4000K 3400lm
JC71557FR	35W 6ft Single 4000K 4300lm

EMERGENCY SINGLE

JC71553EMFR	18W 4ft Single Emergency 4000K 2300lm
JC71555EMFR	27W 5ft Single Emergency 4000K 3400lm
JC71557EMFR	35W 6ft Single Emergency 4000K 4300lm

STANDARD TWIN

JC71554FR	37W 4ft Twin 4000K 4700lm
JC71556FR	57W 5ft Twin 4000K 7000lm
JC71558FR	70W 6ft Twin 4000K 8600lm

EMERGENCY TWIN

JC71554EMFR	37W 4ft Twin Emergency 4000K 4700lm
JC71556EMFR	57W 5ft Twin Emergency 4000K 7000lm
JC71558EMFR	70W 6ft Twin Emergency 4000K 8600lm

LED SQUARE ECO LUXPANEL 33W

LUCECO



595mm x 595mm

Classic Eco LuxPanel design with seamless joints and subtle white frame surround.

- White finish
- 4800K neutral white as standard
- 30,000 hours
- Maintenance free
- Supplied with remote 'plug and play' driver
- 5 year extended warranty
- Recessed mounting suitable with fitting

E66L28N

33W Eco Panel White 4800K 2800lm

LUXPANEL SURFACE MOUNTING FRAME

LUCECO



- Surface mounting frame for Frameless panels
- Simple on-site assembly
- Space for driver and emergency pack
- Can be surface mounted or suspended with LWSK415 (see below)
- Knockouts for conduit entry and emergency LED

LPF66W

602 x 602 x 66mm

LED LUXPANEL BACKLIT FRAMELESS 17W

LUCECO



600mm x 600mm

- 4800K neutral white as standard
- 50,000 hours
- No visible frame when installed in ceiling grid
- Maintenance free
- Supplied with remote 'plug and play' driver
- 5 year extended warranty
- Compatible with emergency pack accessory LED3EP80 (see below)
- Samsung LED and Tridonic Driver

LPB6625S48

17W Backlit Frameless White 4800K 2500lm

LPB6635S48

17W Backlit Frameless White 4800K 3500lm

LUXPANEL RECESS FRAME

LUCECO



- For use with 600mm x 600mm LuxPanels
- Suitable for installation into plasterboard ceilings up to 15mm thick

LPF66SCRF

595 x 595mm

LUXPANEL WIRE SUSPENSION KIT

LUCECO



- Compatible with LPF66W and Academy range

LWSK415

Maximum suspension - 1500mm


EMERGENCY PACK COMPATIBLE WITH CARBON DOWNLIGHTS AND ALL LUXPANELS

LUCECO

LED3EP80

Emergency Pack

- Can be retro-fitted to fixed output or dimmable drivers
- Battery pack can be replaced
- 3 hour emergency
- Supplied with all required connections and mini bezel for charge indicator





LED INTERIOR ACADEMY - OPAL PRISM

IDEAL REPLACEMENT FOR LINEAR FLUORESCENT



- White finish
- 4000K neutral white
- 50,000 hours
- Designed for surface mounting in office and educational environments
- Steel backplate with polycarbonate diffuser, secured by screwed endcaps
- Uses high quality opal prism diffuser for reduced glare
- Suspension mount option with LWSK415 (see previous page)

STANDARD

LAC12P22S40	22W Standard 4ft 4000K 2200lm 900mA
LAC12P40S40	39W Standard 4ft 4000K 4000lm 1050mA
LAC15P32S40	31W Standard 5ft 4000K 3200lm 1050mA
LAC15P60S40	58W Standard 5ft 4000K 6000lm 1400mA
LAC18P45S40	46W Standard 6ft 4000K 4500lm 1400mA
LAC18P80S40	85W Standard 6ft 4000K 8000lm 1050mA

EMERGENCY

LAC12P22E40	22W Emergency 4ft 4000K 2200lm 900mA
LAC12P40E40	39W Emergency 4ft 4000K 4000lm 1050mA
LAC15P32E40	31W Emergency 5ft 4000K 3200lm 1050mA
LAC15P60E40	58W Emergency 5ft 4000K 6000lm 1400mA
LAC18P45E40	46W Emergency 6ft 4000K 4500lm 1400mA
LAC18P80E40	85W Emergency 6ft 4000K 8000lm 1050mA


MICROWAVE

LAC12P22S40MW	22W Microwave 4ft 4000K 2200lm 900mA
LAC12P40S40MW	39W Microwave 4ft 4000K 4000lm 1050mA
LAC15P32S40MW	31W Microwave 5ft 4000K 3200lm 1050mA
LAC15P60S40MW	58W Microwave 5ft 4000K 6000lm 1400mA
LAC18P45S40MW	46W Microwave 6ft 4000K 4500lm 1400mA
LAC18P80S40MW	85W Microwave 6ft 4000K 8000lm 1050mA



LED ECO CIRCULAR LUXPANEL

- White aluminium frame with a polycarbonate TPb diffuser
- 3000K and 4000K
- 25,000 hours
- Slimline design ideal for low ceiling voids
- Supplied with remote 'plug and play' driver
- [Dimmable options](#)
- 3 year extended warranty
- Compatible with emergency pack accessory LED3EP80 (see previous page)



IP20

STANDARD

ELP12W6L30	6W 110mm Cut-out Eco Circular 3000K 360lm
ELP12W6L40	6W 110mm Cut-out Eco Circular 4000K 360lm
ELP15W9L30	9W 130mm Cut-out Eco Circular 3000K 630lm
ELP15W9L40	9W 130mm Cut-out Eco Circular 4000K 630lm
ELP17W12L30	12W 160mm Cut-out Eco Circular 3000K 900lm
ELP17W12L40	12W 160mm Cut-out Eco Circular 4000K 900lm
ELP22W18L30	18W 210mm Cut-out Eco Circular 3000K 1530lm
ELP22W18L40	18W 210mm Cut-out Eco Circular 4000K 1530lm
ELP30W24L30	24W 280mm Cut-out Eco Circular 3000K 2040lm
ELP30W24L40	24W 280mm Cut-out Eco Circular 4000K 2040lm

DIMMABLE

ELP12W6D30	6W 110mm Cut-out Eco Circular 3000K 360lm
ELP12W6D40	6W 110mm Cut-out Eco Circular 4000K 360lm
ELP15W9D30	9W 130mm Cut-out Eco Circular 3000K 630lm
ELP15W9D40	9W 130mm Cut-out Eco Circular 4000K 630lm
ELP17W12D30	12W 160mm Cut-out Eco Circular 3000K 900lm
ELP17W12D40	12W 160mm Cut-out Eco Circular 4000K 900lm
ELP22W18D30	18W 210mm Cut-out Eco Circular 3000K 1530lm
ELP22W18D40	18W 210mm Cut-out Eco Circular 4000K 1530lm
ELP30W24D30	24W 280mm Cut-out Eco Circular 3000K 2040lm
ELP30W24D40	24W 280mm Cut-out Eco Circular 4000K 2040lm



LED CARBON COMMERCIAL DOWNLIGHTS

RECESSED INTEGRATED DOWNLIGHT RANGE

- White finish
- 4200K neutral white
- 35,000 hour lifespan
- Dimmable options
- 90° beam angle
- Ideal replacement and designed to retrofit/match ceiling cut outs of compact fluorescent downlights
- Supplied with interchangeable white and silver finish inner bezel options
- Compatible with emergency pack accessory LED3EP80 (see Page20)
- 5 year warranty



STANDARD

LBDL4S40	11W 120mm Cut-out Carbon 4200K 1000lm
LBDL6S40	15.5W 175mm Cut-out Carbon 4200K 1500lm
LBDL8S40	22W 210mm Cut-out Carbon 4200K 2000lm

DIMMABLE

LBDL4D40	11W 120mm Cut-out Carbon 4200K 1000lm
LBDL6D40	15.5W 175mm Cut-out Carbon 4200K 1500lm
LBDL8D40	22W 210mm Cut-out Carbon 4200K 2000lm



LED PICO-I TWIST & LOCK FAST-FIT BULKHEAD 12W

TWIST & LOCK FAST INSTALLATION

The bulkhead offers a simple and elegant solution to lighting in corridors, staircases, thoroughfares and other areas where a practical lighting solution is required.

- 4000K neutral white
- Long life of 40,000 hours
- Driver on board
- Optional plug-in emergency module
- Optional microwave sensor
- 3 years standard warranty
- 5 years extended warranty
- 880lm



KBHCT12C8S44 12W LED Bulkhead 330mm Diameter 4000K 880lm



LED MOSI BULKHEAD SQUARE

SIMPLE INSTALLATION

- 4000K neutral white
- 30,000 hours
- Opal prism diffuser for lower glare
- Polycarbonate construction
- 4 side and 1 rear cable entry point
- 3 year guarantee

STANDARD

LBM22B7S40	7W Mosi Bulkhead Black 190mm ² 4000K 735lm
LBM22W7S40	7W Mosi Bulkhead White 190mm ² 4000K 735lm
LBM33B11S40	11W Mosi Bulkhead Black 280mm ² 4000K 1150lm
LBM33W11S40	11W Mosi Bulkhead White 280mm ² 4000K 1150lm

EMERGENCY

LBM33B11E40	12W Mosi Bulkhead Black 280mm ² 4000K 1150lm
LBM33W11E40	12W Mosi Bulkhead White 280mm ² 4000K 1150lm



LED ATLAS BULKHEAD

LUCECO

IP65



- White finish
- 4000K neutral white
- 50,000 hours
- Alternative to 28 watt and 38 watt TC-DD (2D) compact fluorescent
- Multiple mounting options include ceiling surface, ceiling semi-recessed, wall mounted and provision for BESA and four side conduit entries
- Double insulated
- Microwave presence detector switches the output to 10% in corridor function standby mode or 0%, selectable during installation
- Microwave version includes photocell for dusk-till-dawn switching option
- Integral driver

STANDARD

LBH154K	17W Standard 4000K 1250lm
LBH214K-01	24W Standard 4000K 2100lm

3 HR EMERGENCY

LBH154K3M	19W 3hr Emergency 4000K 1250lm
LBH214K3M-01	25W 3hr Emergency 4000K 2100lm

MICROWAVE SENSOR

LBH154KMW-01	18W Microwave Sensor 4000K 1250lm
LBH214KMW-02	26W Microwave Sensor 4000K 2100lm

MICROWAVE & EMERGENCY

LBH154KMW3M-01	20W Microwave & Emergency 4000K 1250lm
LBH214KMW3M	27W Microwave & Emergency 4000K 2100lm

LED ATLAS BULKHEAD ACCESSORIES

- For use with Atlas bulkhead
- All die-cast aluminium accessories are finished in RAL7026 'Granite Grey'
- Comes with front and back covers and tamper proof screws
- Front covers can be rotated every 90°
- Access to rear BESA and four side entry points



LBH154AME

LBH154AMG

LBH154AMP

LBH154AMS

LBH154AME	Metal Eyelid Cover
LBH154AMG	Metal Grille
LBH154AMP	Metal Standard
LBH154AMS	Metal Split Eyelid

LED MOSI BULKHEAD


LUCECO

IP65

- Ideal for all amenity and circulation areas
- 4000K neutral white
- 30,000 hours
- Maintenance free
- Integral driver
- Double insulated
- Provision for side conduit or rear BESA fixing
- 3 year guarantee
- IK8 impact resistant



NO HOTSPOTS - EVEN LIGHT DISTRIBUTION



STANDARD

LBM200B6S40-01	9W Mosi Black 77mm Depth 4000K 650lm
LBM200W6S40-01	9W Mosi White 77mm Depth 4000K 650lm
LBM290B11S40-01	14W Mosi Black 90mm Depth 4000K 1100lm
LBM290W11S40-01	14W Mosi White 90mm Depth 4000K 1100lm

EMERGENCY

LBM290B11E40-01	16W Mosi Black 90mm Depth 4000K 1100lm
LBM290W11E40-01	16W Mosi White 90mm Depth 4000K 1100lm

LED ECO DECORATIVE BULKHEAD

LUCECO

IP54



EBER10S40



EBER10P40

- 4000K neutral white
- 25,000 hour lifespan
- Easy quick installation - wall or ceiling mounted
- High impact durable polycarbonate housing
- Suitable for residential and commercial applications
- Supplied with interchangeable black and white bezels
- Inbuilt adjustable day and night PIR motion sensor (EBER10P40 only)



EBE5R40

EBE5R40	5.5W Mini Bulkhead 160mm Diameter 4000K 450lm
EBER10S40	10W Bulkhead 215mm Diameter 4000K 700lm
EBER10P40	10W Bulkhead with PIR 215mm Diameter 4000K 700lm

BLANCA BULKHEAD FOR LED DD LAMPS - WITH CLIP-ON RING ATTACHMENTS



CHOOSE CLIP-ON RING, CHOOSE HOUSING UNIT, CHOOSE LAMP.

- Ideal enclosure for Kosnic LED DD lamps
- Optional built-in maintained emergency module
- 4 easy to use clip-on rings offer flexibility and an attractive range of styles to choose from
- IK10 impact protection
- Push-wire connector
- Slim, cost-effective and low maintenance
- Fast installation requires little to no rewiring
- 5 years extended warranty



1. Choose Clip-on Ring:



KBHC6-TBAS
Brass Polo Ring Attachment



KBHC6-TCHM
Chrome Polo Ring Attachment



KBHC6-TLID
Black Eyelid Ring Attachment



KBHC6-TWHT
White Polo Ring Attachment

2. Choose Housing Unit:



- 4000K neutral white as standard
- 12W
- 1120lm
- Polycarbonate cover

KBHDDC6S65
KBHDDC6S65/E

Standard Housing Unit
Emergency Housing Unit

3. Choose Lamp:

LED 2D

- Up to 65% energy saving
- Instant start-up
- 30,000 hours lifespan
- 2700K, 4000K, 6500K
- High lumen output
- 1050lm, 1220lm, 1320lm or 1880lm

KLED09STD/2P840	LED 9W 2D CW 2P 4000K 1050lm
KLED09STD/4P840	LED 9W 2D CW 4000K 1050lm
KLED12STD/4P840	LED 12W 2D CW 4000K 1320lm
KLED12STD/4P827	LED 12W 2D CW 2700K 1220lm
KLED18STD/4PW40	LED 18W 2D CW 4000K 1880lm
KLED18STD/4PW65	LED 18W 2D CW 6500K 1880lm



LED GR10Q 2D SENSOR

- Built in corridor function
- Up to 65% energy saving
- Instant start-up
- 30,000 hours lifespan
- 4000K
- High lumen output
- 1300lm, 1240lm or 1600lm
- Dusk to Dawn option

KLED12CRD/4PW40	LED 12W 2D CW PIR 4000K 1300lm
KLED18CRD/4PW40	LED 18W 2D CW PIR 4000K 1600lm
KLED12STD4PW40	LED 12W 2D CW PEC Dusk to Dawn 4000K 1240lm



LED SLIMLINE GUARDIAN FLOODLIGHTS

LUCECO

IP65



High performance modern domestic floodlight supplied with or without PIR sensor.

- 3000K or 5000K
- 30,000 hour lifespan
- Ideal for multi-purpose use
- Die cast aluminium housing
- IP65 rated (floodlight), IP54 rated (PIR)
- Adjustable PIR with settings*
- 600lm, 1200lm, 1800lm or 3000lm

STANDARD

LFS6B130	8W Slimline Guardian Floodlight 3000K 600lm
LFS6B150	8W Slimline Guardian Floodlight 5000K 600lm
LFS12B130	15W Slimline Guardian Floodlight 3000K 1200lm
LFS12B150	15W Slimline Guardian Floodlight 5000K 1200lm
LFS18B130	22W Slimline Guardian Floodlight 3000K 1800lm
LFS18B150	22W Slimline Guardian Floodlight 5000K 1800lm
LFS30B130	38W Slimline Guardian Floodlight 3000K 3000lm
LFS30B150	38W Slimline Guardian Floodlight 5000K 3000lm

WITH PIR

LFSP6B130	8W Slimline Guardian Floodlight 3000K 600lm*
LFSP6B150	8W Slimline Guardian Floodlight 5000K 600lm*
LFSP12B130	15W Slimline Guardian Floodlight 3000K 1200lm*
LFSP12B150	15W Slimline Guardian Floodlight 5000K 1200lm*
LFSP18B130	22W Slimline Guardian Floodlight 3000K 1800lm*
LFSP18B150	22W Slimline Guardian Floodlight 5000K 1800lm*
LFSP30B130	38W Slimline Guardian Floodlight 3000K 3000lm*
LFSP30B150	38W Slimline Guardian Floodlight 5000K 3000lm*

LED ECO SLIMLINE FLOODLIGHTS

LUCECO

IP54



An attractive luminaire in black with glass panels and PIR detector.

- 4000K neutral white
- 25,000 hour lifespan
- Suitable for residential applications
- Die cast aluminium housing
- Supplied with fixing bracket
- IP65 rated (floodlight), IP54 rated (PIR)
- Adjustable PIR with settings*
- 800lm, 1600lm, 2400lm or 4000lm

STANDARD

EFLD10B40	10W Black Eco Floodlight 800lm
EFLD20B40	20W Black Eco Floodlight 1600lm
EFLD30B40	30W Black Eco Floodlight 2400lm
EFLD50B40	50W Black Eco Floodlight 4000lm
EFLD10W40	10W White Eco Floodlight 800lm
EFLD20W40	20W White Eco Floodlight 1600lm
EFLD30W40	30W White Eco Floodlight 2400lm
EFLD50W40	50W White Eco Floodlight 4000lm

WITH PIR

EFLD10B40P	10W Black Eco Floodlight with PIR 800lm*
EFLD20B40P	20W Black Eco Floodlight with PIR 1600lm*
EFLD30B40P	30W Black Eco Floodlight with PIR 2400lm*
EFLD50B40P	50W Black Eco Floodlight with PIR 4000lm*
EFLD10W40P	10W White Eco Floodlight with PIR 800lm*
EFLD20W40P	20W White Eco Floodlight with PIR 1600lm*
EFLD30W40P	30W White Eco Floodlight with PIR 2400lm*
EFLD50W40P	50W White Eco Floodlight with PIR 4000lm*



COASTAL RANGE FLOODLIGHTS / LIGHTING

See page 34

LED ENERGY SAVING FLOODLIGHTS

TIMEGUARD®

IP44

- Powerful 8W LED floodlight
- 5000K - 5600K
- Pan and tilt light adjustment
- Exit 'ON' feature
- 3 year guarantee



LED100PIRB 8W Single Floodlight with PIR 5000K-5600K
LED200PIRB 8W Twin Floodlight with PIR 5000K-5600K

LED EXTERIOR BULKHEAD 7W



IP44



- Black with prismatic diffuser
- 4000K neutral white
- 500lm
- W x H x D 113 x 267 x 112mm


PIR FEATURES

- Light on time adjustment 5 seconds to 5 minutes
- Built in day/night photocell
- 120° PIR detector with up to 12m range

EPPING 7W Bulkhead 4000K 500lm
EPPING-PIR 7W Bulkhead with PIR 4000K 500lm

GALVANISED WIRE CAGES/GUARDS

HOT DIP GALVANISED LIGHTING GUARDS DESIGNED FOR PROTECTING FLOODLIGHTS AND CCTV CAMERAS



- Protects against damage and tampering
- Lightweight for wall mounting
- Available in various sizes

**HOT DIP
GALVANISED**

TNR10103WG	WIRE GUARD 10" x 10" x 3"
TNR11111WG	WIRE GUARD 11" x 11" x 11"
TNR14143WG	WIRE GUARD 14" x 14" x 3"
TNR14149WG	WIRE GUARD 14" x 14" x 9"
TNR161212WG	WIRE GUARD 16" x 12" x 12"
TNR161612WG	WIRE GUARD 16" x 16" x 12"
TNR161616WG	WIRE GUARD 16" x 16" x 16"
TNR16163WG	WIRE GUARD 16" x 16" x 3"
TNR17173WG	WIRE GUARD 17" x 17" x 3"
TNR18183WG	WIRE GUARD 18" x 18" x 3"
TNR1896WG	WIRE GUARD 18" x 9" x 6"
TNR202020WG	WIRE GUARD 20" x 20" x 20"
TNR20203WG	WIRE GUARD 20" x 20" x 3"
TNR20206WG	WIRE GUARD 20" x 20" x 6"
TNR23188WG	WIRE GUARD 23" x 18" x 8"
TNR242012WG	WIRE GUARD 24" x 20" x 12"
TNR443WG	WIRE GUARD 4" x 4" x 3"
TNR664WG	WIRE GUARD 6" x 6" x 4"
TNR666WG	WIRE GUARD 6" x 6" x 6"



FLOODLIGHT BRACKETS

See page 165





LIGHT IT UP WITH THE Luceco SOLAR RANGE

ULTIMATE IN
ENERGY
SAVING!

LED SOLAR POWERED WALL LIGHT

Luceco

IP44



- Ultimate in energy saving
- 5000K
- PIR sensor, illuminates only when needed
- Ideal where mains power not available
- Lightweight

LEXD1540 Wall Light 193 x 140mm 5000K 330lm

LED SOLAR GUARDIAN WALL LANTERN

Luceco

IP44

- Ultimate in energy saving
- 4000K
- PIR sensor, illuminates only when needed
- Ideal where mains power not available
- Lightweight



LEXSL20G40 Wall Lantern 152 x 159mm 4000K 200lm

LED SOLAR GUARDIAN FLOODLIGHT

Luceco

IP44

- Ultimate in energy saving
- White or black finish
- 4000K
- PIR sensor, illuminates only when needed
- Ideal where mains power not available
- Lightweight



LEXS30W30 Floodlight White 96 x 152mm 4000K 180lm
LEXS30B30 Floodlight Black 96 x 152mm 4000K 180lm

LED SOLAR GUARDIAN FLOODLIGHT

Luceco

IP44

- Ultimate in energy saving
- White or black finish
- 4000K
- PIR sensor, illuminates only when needed
- Ideal where mains power not available
- Lightweight



LEXS40W40 Floodlight White 140 x 212mm 4000K 400lm
LEXS40B40 Floodlight Black 140 x 212mm 4000K 400lm

LED SOLAR GUARDIAN FLOODLIGHT

Luceco

IP44

- Ultimate in energy saving
- White or black finish
- 4000K
- PIR sensor, illuminates only when needed
- Ideal where mains power not available
- Lightweight



LEXS80W40 Floodlight White 270 x 220mm 4000K 800lm
LEXS80B40 Floodlight Black 270 x 220mm 4000K 800lm

ZINNIA BOWL SHAPED SHADE

Kosnic 



- Classic design with premium finishing
- E27 bronze cable set included
- Braided adjustable cable

KPDT1E27-BLK 60W Black Bowl Zinnia Shade 290 x 230mm E27
KPDT1E27-WHT 60W White Bowl Zinnia Shade 290 x 230mm E27
KPDT1E27-CLR 60W Clear Bowl Zinnia Shade 280 x 240mm E27

TULIP CONE SHAPED SHADE

Kosnic 



- Classic design with premium finishing
- E27 bronze cable set included
- Braided adjustable cable

KPDT2E27-CLR 60W Tulip Shade 140 x 180mm E27

ASTER DISH SHAPED SHADE

Kosnic 

- Classic design with premium finishing
- E27 bronze cable set included
- Braided adjustable cable



KPDT3E27-BLK 60W Aster Shade 220 x 70mm E27

CALLA DECORATIVE PENDANT CABLE SET

Kosnic 

- Simple and elegantly designed cable sets
- Bare cable sets available in four finishes
- E27 lampholder
- Braided adjustable cable



KPDTCS1E27-BCH 60W Black/Chrome Pendant Cable Set E27
KPDTCS1E27-BRZ 60W Bronze Pendant Cable Set E27
KPDTCS1E27-NIC 60W Nickel Pendant Cable Set E27
KPDTCS1E27-RBR 60W Red/Bronze Pendant Cable Set E27

MORE SEARCHLIGHT RANGES AVAILABLE, PLEASE ASK FOR DETAILS

LED BATHROOM MIRROR LIGHT

searchlight

- Integrated LED
- Touch battery operated
- Powered by 8 x AA batteries
- Mirror finish



IP44

9305

2.8W 6000K 200lm H500 x W390mm

LED 3 LIGHT CYLINDER HEAD SPOT PLATE

searchlight

- Integrated LED
- Adjustable spots
- White or chrome finish



3173WH
3173CC

12W 3000K 1050lm H120 x W260 x L260mm White
12W 3000K 1050lm H120 x W260 x L260mm Chrome

LED 1 LIGHT CYLINDER HEAD SPOT WALL BRACKET

searchlight

- Integrated LED
- Adjustable spot
- Chrome finish



3171CC

4W 3000K 350lm H85 x W90mm

4 LIGHT BATHROOM SPOT SPLIT BAR

searchlight

- GU10
- Adjustable heads
- Satin silver finish



IP44

6604SS

4 x 5W LED 3000K 1400lm H195 x W130 x L790mm

3 LIGHT BATHROOM ROUND SPOTLIGHT PLATE

searchlight

- GU10
- Adjustable heads
- Satin silver finish



IP44

6603SS

3 x 5W LED 3000K 1050lm H160 x W280mm

BATHROOM SPOT WALL BRACKET, SWITCHED

searchlight

- GU10
- Adjustable head
- Satin silver finish



IP44

6601SS

1 x 5W LED 3000K 350lm H160 x W100mm

BUBBLES 4 LED ADJUSTABLE BAR SPOTLIGHT

searchlight

- Integrated LED
- Adjustable heads
- Chrome finish



IP44

4414CC

18W 3000K 1400lm H168 x W130 x L900mm

BUBBLES 3 LED CEILING SPOTLIGHT

searchlight

- Integrated LED
- Adjustable heads
- Chrome finish



IP44

4413CC

13.5W 3000K 1050lm H155 x W280mm

MORE SEARCHLIGHT RANGES AVAILABLE, PLEASE ASK FOR DETAILS

BUBBLES LED WALL SPOTLIGHT

searchlight

- Integrated LED
- Adjustable head
- Chrome finish



IP44

4411CC

4.5W 3000K 350lm H111 x W110mm

LED 3 LIGHT CEILING FITTING

searchlight

- G9
- Chrome and glass finish



IP44

4483-3CC-LED 3 x 2.5W 3000K 600lm H150 x W500mm

2 LIGHT WALL BRACKET

searchlight

- G9
- Chrome and glass finish



IP44


1609CC-LED

2 x 3W 3000K 560lm H80 x W360 x L358mm

2 LIGHT WALL BRACKET WITH MIRROR BACKPLATE

searchlight

- GU9
- Chrome and glass finish



IP44

5612-2CC-LED 2 x 2.5W LED 3000K 400lm H90 x W380 x L380mm

2 LIGHT WALL BRACKET WITH FROSTED GLASS

searchlight

- GU9
- Chrome and glass finish



IP44

2555CC-LED

2 x 2.5W LED 3000K 400lm H178 x W230mm

WALL LIGHT WITH MIRROR BACKPLATE

searchlight

- G9
- Chrome and glass finish



IP44

5611-1CC-LED 1 x 2.5W LED 3000K 200lm H225 x W90mm

TRIPLE WHITE LED FLUSH FITTING WITH ALUMINIUM TRIM

searchlight

- Integrated LED
- Acrylic and aluminium finish



IP44

7402-34

18W 3000K 982lm H95 x W340mm

LED FLUSH LIGHT WITH FROSTED GLASS SHADE

searchlight

- Integrated LED
- Chrome and glass finish



IP44

7938-30CC

12W 3000K 800lm H85 x W300mm

MORE SEARCHLIGHT RANGES AVAILABLE, PLEASE ASK FOR DETAILS

2 LIGHT FLUSH FITTING WITH OPAL GLASS SHADE & SATIN SILVER TRIM

searchlight

IP44

- E27
- Glass and satin silver finish



7039-28SS

2 x 60W H95 x W290mm

2 LIGHT FLUSH FITTING WITH OPAL GLASS SHADE & CHROME TRIM

searchlight

IP44

- E27
- Glass and chrome finish



7039-23CC

2 x 60W H95 x W230mm

BLACK RECTANGULAR OUTDOOR WALL LIGHT

searchlight

IP44

- E27
- Bevelled glass and black metal finish



8204BK

1 x 60W H250 x W160mm

LED STAINLESS STEEL OUTDOOR TUBE LIGHT

searchlight

IP44

- GU10
- Die cast aluminium and clear glass finish



5008-1-LED

1 x 3W 3000K 270lm H116 x W60mm

LED STAINLESS STEEL 2 LIGHT OUTDOOR TUBE LIGHT

searchlight

IP44

- GU10
- Die cast aluminium and clear glass finish



5008-2-LED

2 x 3W 3000K 540lm H160 x W60mm

BLACK 18 LED CIRCULAR OUTDOOR WALL LIGHT

searchlight

IP44

- Integrated LED
- Die cast aluminium and acid glass finish



8744BK

3W 4000K 125lm H140 x W140mm

GREY 18 LED OUTDOOR WALL LIGHT

searchlight

IP44

- Integrated LED
- Die cast aluminium and acid glass finish



1402GY

3W 4000K 125lm H140 x W140mm

LED STAINLESS STEEL 2 LIGHT OUTDOOR LIGHT WITH MOTION SENSOR

searchlight

IP44

- GU10
- Stainless Steel and clear glass finish



7008-2SS-LED

2 x 3W 3000K 540lm H215 x W70mm

MORE SEARCHLIGHT RANGES AVAILABLE, PLEASE ASK FOR DETAILS

LED STAINLESS STEEL/BLACK 2 LIGHT OUTDOOR WALL BRACKET



- GU10
- Black die cast aluminium and clear glass finish



IP44

6009-2BK-LED 2 x 3W 3000K 540lm H160 x W80mm

LED SILVER 2 LIGHT OUTDOOR LIGHT



- GU10
- Die cast aluminium and clear glass finish



IP44

8008-2SS-LED 2 x 3W 3000K 540lm H150 x W70mm

BLACK BOLLARD LIGHT WITH POLYCARBONATE DIFFUSER



- E27
- Die cast aluminium and polycarbonate finish



IP65

7900-600BK 1 x 60W H600 x W160mm

BLACK BOLLARD LIGHT WITH POLYCARBONATE DIFFUSER



- E27
- Die cast aluminium and polycarbonate finish



IP65

7900-900 1 x 60W H900 x W160mm

LED BLACK OUTDOOR LIGHT



- GU10
- Black die cast aluminium and clear glass finish



IP44

8008-1BK-LED 1 x 3W 3000K 270lm H80 x W70mm

LED BLACK 2 LIGHT OUTDOOR LIGHT



- GU10
- Black die cast aluminium and clear glass finish



IP44

8008-2BK-LED 2 x 3W 3000K 540lm H150 x W70mm

STAINLESS STEEL INDOOR/OUTDOOR RECESSED SQUARE LIGHT



- Integrated LED
- Stainless steel and opal white diffuser



IP44

0761 3.5W 4000K 90lm H60 x W80 x L80mm

STAINLESS STEEL INDOOR/OUTDOOR RECESSED SQUARE LIGHT



- Integrated LED
- Stainless steel and opal white diffuser



IP44

0762 3.5W 4000K 200lm H65 x W95 x L205mm

BLACK HALF LANTERN



IP44

A traditional wall mounted half lantern ideal for doorways to optimise illumination for entrance areas.

- 4000K
- Vandal resistant polycarbonate body and diffuser
- Simple installation
- Photocell: dusk to dawn sensor
- PIR range of 6 metres (PLL2B/PIR only)
- 110° angle of detection (PLL2B/PIR only)



PLL2B 60W Black Half Lantern 4000K 283.3lm
PLL2B/PIR 60W Black Half Lantern with PIR 4000K 283.3lm

WHITE HALF LANTERN



IP44

A traditional wall mounted half lantern ideal for doorways to optimise illumination for entrance areas.

- 4000K
- Vandal resistant polycarbonate body and diffuser
- Simple installation
- Photocell: dusk to dawn sensor
- PIR range of 6 metres (PLL2W/PIR only)
- 110° angle of detection (PLL2W/PIR only)



PLL2W 60W White Half Lantern 4000K 283.3lm
PLL2W/PIR 60W White Half Lantern with PIR 4000K 283.3lm

BLACK COACH LANTERN



IP44

The Coach Lantern is a traditional and elegant lantern design.

- 4000K
- Vandal resistant polycarbonate body and diffuser
- Simple installation
- Photocell: dusk to dawn sensor
- PIR range of 6 metres (PLL2B/PIR only)
- 110° angle of detection (PLL2B/PIR only)



PLL1B 100W Black Coach Lantern 4000K 380lm
PLL1B/PIR 100W Black Coach Lantern with PIR 4000K 380lm

WHITE COACH LANTERN



IP44

The Coach Lantern is a traditional and elegant lantern design.

- 4000K
- Vandal resistant polycarbonate body and diffuser
- Simple installation
- Photocell: dusk to dawn sensor
- PIR range of 6 metres (PLL2W/PIR only)
- 110° angle of detection (PLL2W/PIR only)

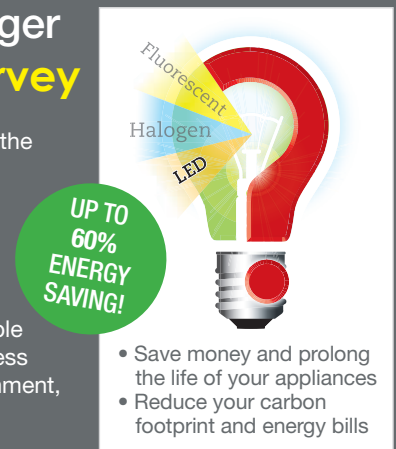


PLL1W 100W White Coach Lantern 4000K 380lm
PLL1W/PIR 100W White Coach Lantern with PIR 4000K 380lm

Contact your local TNR branch manager for a **Comprehensive Energy Site Survey**

You can benefit from big savings on your energy consumption both in the home and business through our tailored solutions. We can help you achieve up to 60% energy savings on lighting alone!

Our surveys pinpoint where savings are available. We assess your energy usage based on your currently installed products and use further site information such as room sizes, required lux or heat levels, hours of usage etc. to design an appropriate scheme and to offer simple to understand payback calculations. Efficient technologies consume less energy and often result in a more comfortable working/learning environment, as well as lower energy bills, and can reduce both short and long term maintenance over the lifetime of the product.



LEDXN RANGE - LIFETIME RUST RESISTANT RANGE OF WIDE BEAM PIR FLOODLIGHTS


LEDXN WIDE ANGLE PIR FLOODLIGHTS

TIMEGUARD HAVE COMBINED THEIR LEDX AND COASTAL RANGES INTO A NEW RUST RESISTANT RANGE

IP55



- Powerful rust resistant 10W, 20W and 30W LED Energy Saving PIR Floodlights
- 316 stainless steel bracket and screws
- Marine grade aluminium heat sink
- Polycarbonate body and reflector
- 180° 12m detection range
- Adjustable time setting 5 seconds to 10 minutes
- Adjustment 2 to 300 lux setting
- Manual override
- Slave terminal available for additional external lighting loads
- Parallel switching facility - a maximum of 4x LEDXPIRN floodlights can be wired in parallel to enable any detector to turn ON all the lights connected
- Environmentally friendly colour temperature 4000K
- Longlife - up to 30,000 hours for low maintenance
- Easy quick fit bracket installation
- Optional Pan & Tilt Stainless Steel Bracket
- 3 year guarantee



LEDX20FLWHN



LEDX30PIRBN

STANDARD

LEDX10FLBN	10W Black Wide Angle Floodlight 4000K 750lm
LEDX10FLWHN	10W White Wide Angle Floodlight 4000K 750lm
LEDX20FLBN	20W Black Wide Angle Floodlight 4000K 1500lm
LEDX20FLWHN	20W White Wide Angle Floodlight 4000K 1500lm
LEDX30FLBN	30W Black Wide Angle Floodlight 4000K 2250lm
LEDX30FLWHN	30W White Wide Angle Floodlight 4000K 2250lm

WITH PIR

LEDX10PIRBN	10W Black Wide Angle Floodlight with PIR 4000K 750lm
LEDX10PIRWHN	10W White Wide Angle Floodlight with PIR 4000K 750lm
LEDX20PIRBN	20W Black Wide Angle Floodlight with PIR 4000K 1500lm
LEDX20PIRWHN	20W White Wide Angle Floodlight with PIR 4000K 1500lm
LEDX30PIRBN	30W Black Wide Angle Floodlight with PIR 4000K 2250lm
LEDX30PIRWHN	30W White Wide Angle Floodlight with PIR 4000K 2250lm

PAN & TILT COASTAL BRACKET

LEDXSSBRBN	Black Pan & Tilt Coastal Bracket
LEDXSSBRWHN	White Pan & Tilt Coastal Bracket



LEDXSSBRBN



T.N. Robinson Ltd.
*Serving Stockport and
beyond since 1923*



ASBAC RANGE - LIFETIME CORROSION GUARANTEE ON WHOLE RANGE!

FRANCY UP & DOWN LIGHT BULKHEAD



IP66

- E27
- Made in shockproof resin material
- Rust and corrosion-free
- Supplied without E27 lamp
- PMMA frosted diffuser
- Black finish
- UV-rays stabilised
- No visible screws
- Insulation class II



1A1.000.AY.E27 E27 Black Finish Up and Down Bulkhead

LED MARTA 160 1 LIGHT WALL FITTING



IP55

- GX53
- White finish
- 25,000 hour lifespan
- Made in shockproof resin material
- UV-rays stabilised
- Rust and corrosion-free
- Supplied with GX53 LED lamp
- Insulation class II
- PMMA frosted diffuser



1A6.000.WX.D1L 10W LED GX53 White Finish 4000K 1000lm

**LIFETIME
CORROSION
GUARANTEE!**

LED BERTINA BULKHEAD



IP66

- GX53
- Black or white finishes
- 25,000 hour lifespan
- Made in shockproof resin material
- UV-rays stabilised
- Rust and corrosion-free
- No visible screws
- Supplied with GX53 LED lamp
- Insulation class II
- PMMA opal diffuser
- Wall or ceiling installation



1B1.000.AY.D1L 10W LED GX53 Black Finish 4000K 1000lm 200 x 70mm
1B1.000.WY.D1L 10W LED GX53 White Finish 4000K 1000lm 200 x 70mm

LED BERTA BULKHEAD



IP66

- GX53
- Black or white finishes
- 25,000 hour lifespan
- Made in shockproof resin material
- UV-rays stabilised
- Rust and corrosion-free
- No visible screws
- Supplied with GX53 LED lamp
- Insulation class II
- PMMA opal diffuser
- Wall or ceiling installation



1B2.000.AY.B1L 11W LED GX53 Black Finish 4000K 900lm 275 x 80mm
1B2.000.WY.B1L 11W LED GX53 White Finish 4000K 900lm 275 x 80mm

LED CECI 90 GROUND LIGHT



IP67

- Drive-over pressure load up to 5000kg
- GU10
- Black finish
- 25,000 hour lifespan
- Made in shockproof resin material
- UV-rays stabilised
- Rust and corrosion-free
- No visible screws
- Supplied with GU10 LED lamp
- Insulation class II
- PMMA frosted diffuser



1F1.000.AX.U1L 4.5W LED GU10 Black Finish 4000K 300lm

LED MINITOMMY-EL SPOTLIGHT



IP66

- GU10
- Black finish
- 25,000 hour lifespan
- Made in shockproof resin material
- UV-rays stabilised
- Rust and corrosion-free
- Plain eyelid cover with no visible screws
- Supplied with GU10 LED lamp
- Insulation class II
- PMMA frosted diffuser
- Fully adjustable can tilt and turn at will
- Comes with 2 metre flex



1M2.000.AX.U1LC 4.5W LED GU10 Black Finish 4000K 300lm

ASBAC RANGE - LIFETIME CORROSION GUARANTEE ON WHOLE RANGE!

LED MARTA 90 UP & DOWN WALL LIGHT



IP55

- GU10
- Black or grey finishes
- 25,000 hour lifespan
- Made in shockproof resin material
- UV-rays stabilised
- Rust and corrosion-free
- Supplied with GU10 LED lamps
- Insulation class II
- PMMA frosted diffuser



2A4.000.AX.U2L 2 x 4.5W LED GU10 Black Finish 4000K 600lm
2A4.000.AX.U2R 2 x 4.5W LED GU10 Black Finish 3000K 600lm
2A4.000.LX.U2L 2 x 4.5W LED GU10 Grey Finish 4000K 600lm

LED MARTA 160 LARGE UP & DOWN WALL LIGHT



IP55

- GX53
- Black finish
- 25,000 hour lifespan
- Made in shockproof resin material
- UV-rays stabilised
- Rust and corrosion-free
- Supplied with GX53 LED lamps
- Insulation class II
- PMMA frosted diffuser



2A6.000.AX.D2L 2 x 10W LED GX53 Black Finish 4000K 2000lm

LED CECI 120-3L 3 WAY GROUND LIGHT



IP67

- Drive-over pressure load up to 5000kg
- GX53
- Black finish
- 25,000 hour lifespan
- Made in shockproof resin material
- UV-rays stabilised
- Rust and corrosion-free
- No visible screws
- Supplied with GX53 LED lamp
- Insulation class II
- PMMA frosted diffuser



2F3.000.AX.G1L 3W LED GX53 Black Finish 4000K 350lm

LIFETIME
CORROSION
GUARANTEE!

LED GERMANA BRACKET FLOODLIGHT



IP66

- With adjustable wall bracket
- GX53
- Black finish
- 25,000 hour lifespan
- Made in shockproof resin material
- UV-rays stabilised
- Rust and corrosion-free
- Supplied with GX53 LED lamp
- Insulation class II
- PMMA opal diffuser



2N1.702.AY.D2L 20W LED GX53 Black Finish 4000K 2000lm

LED EXTRALETI 100 ROUND-EL BRICKLIGHT



IP66

- Round surface wall fitting
- GX53
- Black finish
- 25,000 hour lifespan
- Made in shockproof resin material
- UV-rays stabilised
- Rust and corrosion-free
- eyelid cover
- Supplied with GX53 LED lamp
- Insulation class II
- PMMA opal diffuser



2S3.000.AY.G1L 3W LED GX53 Black Finish 4000K 350lm

LED CARLO WALL LIGHT



IP55

- GU10
- Black or grey finish
- 25,000 hour lifespan
- Made in shockproof resin material
- UV-rays stabilised
- Rust and corrosion-free
- Supplied with GU10 LED lamp
- Insulation class II
- PMMA frosted diffuser



DR1.570.AX.U1L 3.5W LED GU10 Black Finish 4000K 1000lm
DR1.570.LX.U1L 3.5W LED GU10 Grey Finish 4000K 1000lm

ASBAC RANGE - LIFETIME CORROSION GUARANTEE ON WHOLE RANGE!

LED AMELIA FS WALL LIGHT



- E27
- Black finish
- 25,000 hour lifespan
- Made in shockproof resin material
- UV-rays stabilised
- Rust and corrosion-free
- Supplied with E27 LED lamp
- Insulation class II
- PMMA opal diffuser



IP55

DR2.571.AY.M1L 8W LED E27 Black Finish 4000K 1000lm

LED AMELIA 800 BOLLARD



- 800mm tall
- E27
- Black or grey finish
- 25,000 hour lifespan
- Made in shockproof resin material
- UV-rays stabilised
- Rust and corrosion-free
- Supplied with E27 LED lamp
- Insulation class II
- PMMA opal diffuser



IP55

DR2.575.AY.M1L 8W LED E27 Black Finish 4000K 1000lm

DR2.575.LY.M1L 8W LED E27 Grey Finish 4000K 1000lm

**LIFETIME
CORROSION
GUARANTEE!**

LED ELISA SPIKE FITTING



- 165mm tall
- GX53
- Black finish
- 25,000 hour lifespan
- Made in shockproof resin material
- UV-rays stabilised
- Rust and corrosion-free
- Supplied with GX53 LED lamp
- Insulation class II
- PMMA clear diffuser



IP55

DS2.561.AX.D1L 10W LED GX53 Black Finish 4000K 1200lm

LED ELISA 800 BOLLARD



- 800mm tall
- GX53
- Black finish
- 25,000 hour lifespan
- Made in shockproof resin material
- UV-rays stabilised
- Rust and corrosion-free
- Supplied with GX53 LED lamp
- Insulation class II
- PMMA clear diffuser



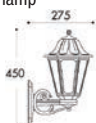
IP55

DS2.564.AX.D1L 10W LED GX53 Black Finish 4000K 1200lm

ANNA BISSO SMALL HEXAGONAL LANTERN



- Comes with Bisso wall bracket that can be used for uplight or downlight
- E27
- Black finish
- Made in shockproof resin material
- UV-rays stabilised
- Rust and corrosion-free
- Supplied without E27 lamp
- Insulation class II
- PMMA clear diffuser



IP44

E22.131.AX.E27 E27 Black Finish Classic Style Lantern

IESSE SMALL HALF WALL LANTERN



- E27
- Black finish
- Made in shockproof resin material
- UV-rays stabilised
- Rust and corrosion-free
- Supplied without E27 lamp
- Insulation class II
- PMMA clear diffuser



IP55

M22.000.AX.E27 E27 Black Finish Classic Half Lantern

NORDLUX GALVANISED STEEL RANGE - WITH 15 YEAR COASTAL GUARANTEE ON WHOLE RANGE!


AGGER WALL LIGHT

nordlux®

IP54

A traditional outdoor light in galvanised steel.

- 15 year coastal guarantee
- Galvanised steel/glass finish
- E27
- Motion sensor (on 74501031 only)



74481031

Agger Wall Light

74501031

Agger Sensor Wall Light

AGGER GARDEN LIGHT

nordlux®

IP54

A traditional garden light in galvanised steel.

- 15 year coastal guarantee
- Galvanised steel/glass finish
- E27
- Height: 83cm



74528031

Agger Garden Light

**15 YEAR
COASTAL
GUARANTEE!**

BLOKHUS WALL LIGHT

nordlux®

IP54

Suitable for mounting in the driveway, at the entrance, on the terrace, or on the patio.

- 15 year coastal guarantee
- Galvanised steel/glass finish
- E27
- Motion sensor (on 25031031 only)



25011031

Blokhuis Wall Light Upward Facing Shade

25031031

Blokhuis Sensor Wall Light Upward Facing Shade

BLOKHUS WALL LIGHT

nordlux®

IP54

Suitable for mounting in the driveway, at the entrance, on the terrace, or on the patio.

- 15 year coastal guarantee
- Galvanised steel/glass finish
- E27



25051031

Blokhuis Wall Light Downward Facing Shade

BLOKHUS GARDEN LIGHT

nordlux®

IP54

An elegant garden light in galvanised steel.

- 15 year coastal guarantee
- Galvanised steel/glass finish
- E27
- Height: 92cm



25078031

Blokhuis Garden Light


BOWLER WALL LIGHT

nordlux®

IP44

Elegant and sturdy outdoor wall light, crafted from galvanised steel.

- 15 year coastal guarantee
- Galvanised steel/plastic finish
- E27



28601131

Bowler Wall Light

NORDLUX GALVANISED STEEL RANGE - WITH 15 YEAR COASTAL GUARANTEE ON WHOLE RANGE!

CASTOR MAXI WALL LIGHT

nordlux®

IP54

A stylish wall light in galvanised steel.

- 15 year coastal guarantee
- Galvanised steel/
glass finish
- GU10



71371131
71381131

Castor Maxi Wall Light
Castor Maxi Double Wall Light

DARWIN GARDEN LIGHT

nordlux®

IP44

A stylish outdoor light in galvanised steel.

- 15 year coastal guarantee
- Galvanised steel/glass finish
- E27
- Height: 80cm



71988031

Darwin Garden Light

LUXEMBOURG WALL LIGHT

nordlux®

IP54

An elegant wall light in galvanised steel.

- 15 year coastal guarantee
- Galvanised steel/glass finish
- E27
- Motion sensor (on 22661031 only)



22671031
22661031

Luxembourg Wall Light
Luxembourg Sensor Wall Light

LØNSTRUP WALL LIGHT

nordlux®

IP44

Classic, simple design in galvanised steel.

- 15 year coastal guarantee
- Galvanised steel/
glass finish
- E27
- Available with a 22cm
or 32cm shade



71431031
71432031
71411031
71412031

Lønstrup 22 Wall Light
Lønstrup 22 Sensor Wall Light
Lønstrup 32 Wall Light
Lønstrup 32 Sensor Wall Light

**15 YEAR
COASTAL
GUARANTEE!**

LØNSTRUP 32 GARDEN LIGHT

nordlux®

IP44

Classic, simple design in galvanised steel.

- 15 year coastal guarantee
- Galvanised steel/glass finish
- E27
- Height: 116cm



71428031

Lønstrup 32 Garden Light

MALTE WALL LIGHT

nordlux®

IP54

Simple, stylish and inviting wall light in galvanised steel.

- 15 year coastal
guarantee
- Galvanised steel/
plastic finish
- E27



21841031
21861031

Malte Eyelid Wall Light
Malte Wall Light

NORDLUX GALVANISED STEEL RANGE - WITH 15 YEAR COASTAL GUARANTEE ON WHOLE RANGE!

MOSS MAXI WALL LIGHT

nordlux®

IP54

Elegant and simple outdoor light in galvanised steel.

- 15 year coastal guarantee
- Galvanised steel/glass finish
- G9



28309931

Moss Maxi Wall Light

NIBE WALL LIGHT

nordlux®

IP54

A stylish outdoor light in galvanised steel.

- 15 year coastal guarantee
- Galvanised steel/glass finish
- E27



24981031

Nibe Wall Light

PHOENIX WALL LIGHT

nordlux®

IP54

An elegant wall light in galvanised steel.

- 15 year coastal guarantee
- Galvanised steel/plastic finish
- E27
- Available with a 30.5cm or 39cm shade



24381031

Phoenix Wall Light

24421031

Phoenix Mini Wall Light

PHOENIX MINI GARDEN LIGHT

nordlux®

IP54

An elegant garden light in galvanised steel.

- 15 year coastal guarantee
- Galvanised steel/plastic finish
- E27
- Height: 113cm



24448031

Phoenix Mini Garden Light

**15 YEAR
COASTAL
GUARANTEE!**

SCORPIUS WALL LIGHT

nordlux®

IP23

Classic, timeless design in galvanised steel.

- 15 year coastal guarantee
- Galvanised steel/glass finish
- E14
- Available with a 20cm or 27cm width



21651031

Scorpius Wall Light

21751031

Scorpius Maxi (27mm) Wall Light

SQUARE MAXI WALL LIGHT

nordlux®

IP44

Streamlined design wall light in galvanised steel.

- 15 year coastal guarantee
- Galvanised steel/plastic finish
- E27



22911031

Square Maxi Wall Light

NORDLUX GALVANISED STEEL RANGE - WITH 15 YEAR COASTAL GUARANTEE ON WHOLE RANGE!

VEJERS WALL LIGHT

nordlux®

IP54

A classic wall light in galvanised steel.

- 15 year coastal guarantee
- Galvanised steel/glass finish
- E27
- Motion sensor (on 25101031 only)



25091031
25101031

Vebers Wall Light Upward Facing Shade
Vebers Sensor Wall Light Upward Facing Shade


VEJERS WALL LIGHT

nordlux®

IP54

A classic wall light in galvanised steel.

- 15 year coastal guarantee
- Galvanised steel/glass finish
- E27



74461031

Vebers Wall Light Downward Facing Shade

VEJERS GARDEN LIGHT

nordlux®

IP54

A classic garden light in galvanised steel.

- 15 year coastal guarantee
- Galvanised steel/glass finish
- E27
- Height: 92cm Vebers, 215cm Vebers 2M



25118031
25118031

Vebers Garden Light
Vebers 2M Garden Light

VIRUM WALL LIGHT

nordlux®

IP44

A classic wall light in galvanised steel.

- 15 year coastal guarantee
- Galvanised steel/glass finish
- E27



24111031

Virum Wall Light

AALBORG 2002 WALL LIGHT

nordlux®

IP54

Classic, with soft contours.

- 15 year coastal guarantee
- Galvanised steel/glass finish
- E27



24621031

Aalborg 2002 Wall Light

AALBORG 2002 GARDEN LIGHT

nordlux®

IP54

Classic, with soft contours.

- 15 year coastal guarantee
- Galvanised steel/glass finish
- E27
- Height: 118cm



24728031

Aalborg 2002 Garden Light

**15 YEAR
COASTAL
GUARANTEE!**

MANOT MULTI-PURPOSE EMERGENCY EXIT

Kosnic  **BULKHEAD**

IP65



Self-contained, robust, multi-purpose, maintained or non-maintained. It can be used without signs as an emergency light. When surface mounted the fitting can make use of a strip of 8 LEDs set in the bottom edge to provide doorway illumination below the sign in emergency mode.

- Exit sign down included
- Three hour rated duration
- Class II, IP65, IK10
- Battery charging and lamp condition indicators
- Surface or recessed mounting

ESGN0305R65 Bulkhead 3W Emergency, 6W Lighting 4000K 60lm/150lm

ACCESSORIES (Wall-mount)

- ESGN02-PSL** Exit Sign Left
- ESGN02-PSR** Exit Sign Right
- ESGN02-PSU** Exit Sign Up

ACCESSORIES (Recessed ceiling-mount)

- ESGN-PFR** Spring Clips for recessed installation
- ESGN01-PSLR** Hanging Exit Sign Left & Right
- ESGN01-PSU** Hanging Exit Sign Up
- ESGN01-PSD** Hanging Exit Sign Down

ACCESSORIES (Tilt wall-mount)

- ESGN-PWF** Wall Mount Tilting Bracket



MULU LED EMERGENCY EXIT SIGN BULKHEAD

Kosnic 

IP65



Self-contained, multi-purpose, maintained or non-maintained. It can be used with or without the emergency exit graphics. It is supplied with adaptable self-adhesive graphics that can be arranged to indicate escape routes as necessary.

- Self-adhesive graphics
- Three hour rated duration
- Class II, IP65, IK10
- Surface mounting
- All exit legends included
- 6500K

EESN0105S65 5W Bulkhead 6500K 70lm with graphics, 190lm without

NITRO NON-MAINTAINED EMERGENCY

Kosnic  **DOWNLIGHT**

IP20

Discrete recessed fittings that provide emergency lighting only. They are available with a standard lens design with a circular light pattern or a corridor version lens with a beam that is designed to emphasise illumination along one axis more than the other. The battery pack and emergency module are separate components recessed into the ceiling void.

- Three hour rated duration
- Class II, IP20
- Built-in green charging indicator
- Wall mounting
- 6500K



EDWL03C0/STD-WHT



EDWL03C0/COR-WHT

EDWL03C20/STD-WHT 2.3W Standard 45° beam angle 6500K 150lm

EDWL03C20/COR-WHT 2.3W Corridor 25° beam angle 6500K 200lm

ORDA LED TWIN SPOT EMERGENCY LIGHT

Kosnic 

IP65

The LED Emergency Twin-Spot has two adjustable directional spotlights providing illumination along exit routes for three hours during an emergency power cut. Typical applications include warehouses, factories, industrial sites and long corridors.

- Twin fully adjustable heads allow best light coverage
- Three hour rated duration
- Battery charging and lamp condition indicators
- Wall mounting
- 6000K



KEML07TS1 7W IP65, Class I Twin Spot Emergency Light 6000K 470lm

FLOW CONNECTORS

click



TNRCT101C FLOW CONNECTOR

- Increased load handling with 20A rating
- Male: Max 1.5mm² 3 core cable
- Female: Max 3x2.5mm² twin & earth (with additional loop terminal)
- Replaces the CT100C



TNRCT202C FLOW CONNECTOR

- 4 pin Plug-in Connector with Auxiliary terminals and loop
- Auxiliary provides the opportunity for a second switched live or permanent feed for use typically with emergency lighting applications



TNRCT300 FLOW HUB

- One Hub can be connected directly to another or via the link cables
- Quick and easy solution when adding lighting or appliances to an existing FLOW circuit (can be linked up to 20A)

TNRCT101C	250V 20A Pull Apart
TNRCT202C	250V 20A 4 Pin Pull Apart
TNRCT300	250V 20A 4 Pin (1 in 3 out) Junction Box

PHOTO ELECTRIC SWITCH CELL KITS

niGLON



PLSS4

- Electronic std. 3 pin 198-264 V/AC
- 70 Lux on
- 1:1.5 Pos switching diff
- Maximum load 5A or 6uF
- Typical load 2 x 250 W/HPS
- 55 and 100 Lux option available

PLSS4E

- Electronic std. 3 pin 198-264 V/AC
- 70 Lux on
- 1:1.5 Pos switching diff
- VDR voltage suppression
- Maximum load 5A or 6uF
- Typical load 2 x 250 W/HPS
- 55 Lux option available

PLSS4
PLSS4K
PLSS4E
PLSS4EK

Photo Electric Switch Cell Kit
As PLSS4, Plus NEMA Socket, Bracket and Screws
Photo Electric Switch Cell Kit
As PLSS4E, Plus NEMA Socket, Bracket and Screws

REMOTE/PANEL MOUNTING PHOTOCELL

GREEN BROOK



- 2000W/10A Remote/Panel Mounting Photocell
- 16mm mounting thread size with lockrings
- Weight: 44 gms
- Voltage: 230V-50Hz
- Ambient Light ON: <20-OFF>80 LUX
- Max Switching Capacity: 10A
- Rated Load: Max load 2000W tungsten / 2 x 400W HPS
- IP65 (when fitted)

F643CEL 2000W/10A Remote/Panel Mounting Photocell

MINI PHOTOCELL WITH REMOTE SENSOR

niGLON



- 250W
- 20mm
- Black finish

TS4MR Photocell, Mini Pre-Wired c/w Remote

ASHLEY KLIK LIGHTING CONTROLS

:hager



KLDS4



KLDS4 4 Outlet Lighting Distribution Box
KLDS6 6 Outlet Lighting Distribution Box
KLDS8 8 Outlet Lighting Distribution Box
KLDS10 10 Outlet Lighting Distribution Box
KLDS12 12 Outlet Lighting Distribution Box
PCR2000 3 Pin 6A Ceiling Rose
PCR2000/2.0 3 Pin 6A Ceiling Rose c/w 2M Flex
PCR2000/3 3 Pin 6A Ceiling Rose c/w 3M Flex
RCR64AX 4 Pin 6A Ceiling Rose
RCR64AX/2.0 4 Pin 6A Ceiling Rose c/w 2M Flex
RP22 3 Pin 6A White Plug
RP22/2.0 3 Pin 6A White Plug c/w 2M Flex
RP64AXR 4 Pin 6A Red Plug

INDOOR 180-R DETECTOR

B.E.G.

IP20

- Wall motion detector with acoustic sensor
- Relay version with three-wire technology
- Acoustic sensor independently adjustable
- Noise automatically extends follow-up time
- Manual switching via push-button possible
- With already mounted frame

92610

Indoor 180-R 87 x 87 x 61mm White



MINI INDOOR MOTION DETECTOR


B.E.G.

IP20

- Ultimate in energy saving
- One channel for light switching
- Includes 45mm cover ring and blinds
- Easy installation on device
- For offices, conference rooms, hospitals, galleries and nursery schools

92902

PD9-1C-FC Mini Indoor Motion Detector



INDOOR CEILING MOTION DETECTOR

B.E.G.

IP23

- Slim design
- Detection area: 360°
- One channel for light switching
- Fast and easy installation
- Surface mounting via adapter
- 3 minute follow-up time and 500 lux pre-set
- Monitoring of smaller areas like stairwells, private garages, galleries and wash rooms

93317

BL2-FC White Occupancy Detector

93256

White Surface Mounting Kit for 93317

93055

Remote control IR-BL for 93317



INDOOR CEILING CORRIDOR MOTION DETECTOR

B.E.G.

IP23

- Detection area: 360°
- One channel for light switching
- Special optical system for detection of even the smallest movements
- Factory settings 10 min and 500 lux
- Monitoring of long corridors

92274

PD4N-1C-C-FC White Flush Mount Detector



INDOOR CEILING MOTION DETECTOR

B.E.G.

IP44

IP23

- Detection area: 360°
- One channel for light switching
- Special optical system for detection of even the smallest movements
- Factory settings 10 min and 500 lux
- Monitoring of smaller areas like stairwells, private garages, galleries and wash rooms

92190

PD3N-1C-SM IP44 White Surface Mount Detector

92196

PD3N-1C-FC IP23 White Flush Mount Detector



OUTDOOR MOVEMENT DETECTORS

B.E.G.

IP44

IP54

- Detection area: 120°, 180°, 200°
- Adjustable ball head
- Detection area can be restricted with blinds
- Monitoring for narrow premises, ways, gateways or at door sills

91051

LC-Mini 120 IP44 Mini White Movement Detector

91071

LC-Mini 120 IP44 Mini Black Movement Detector

91052

LC-Mini 180 IP44 Mini White Movement Detector

91072

LC-Mini 180 IP44 Mini Black Movement Detector

91002

LC-Click-N 200 White Movement Detector

91022

LC-Click-N 200 Black Movement Detector



ERGONOMIC ELECTRICAL ACCESSORIES


10AX Plate Switches (MiniGrid)

TNRCMA010	10AX 1 Gang 1 Way Plate Switch
TNRCMA011	10AX 1 Gang 2 Way Plate Switch
TNRCMA012	10AX 2 Gang 2 Way Plate Switch
TNRCMA013	10AX 3 Gang 2 Way Plate Switch
TNRCMA019	10AX 4 Gang 2 Way Plate Switch
TNRCMA025	10AX Intermediate Switch
TNRCMA026	10AX 1 Gang 2 Way Keyswitch
TNRCMA027	10AX 1 Gang 1 Way Retractive Switch 'Bell'
TNRCMA105	10AX 6 Gang 2 Way Plate Switch
TNRCMA110	10AX 1 Gang DP 'Emergency Test' Keyswitch

10AX Architrave Switches (MiniGrid)

TNRCMA171	10AX 1 Gang 2 Way Architrave Switch
TNRCMA172	10AX 2 Gang 2 Way Architrave Switch

Modular Switch Plates (MiniGrid)

TNRCMA401	1 Gang Plate Single Aperture
TNRCMA402	1 Gang Plate Twin Aperture
TNRCMA403	1 Gang Plate Triple Aperture
TNRCMA404	2 Gang Plate (2+2) Aperture
TNRCMA406	2 Gang Plate (3+3) Aperture
TNRCMA426	2 Gang Plate 6 In-Line Aperture
TNRCMA432	2 Gang Plate 3 In-Line Aperture

Rotary Dimmer Switches - Tungsten, Mains & Low Voltage Halogen

TNRCMA140	1 Gang 2 Way 400W/Va Resistive/Inductive Dimmer Switch
TNRCMA145	1 Gang 2 Way 250W/Va Resistive/Inductive Dimmer Switch
TNRCMA146	2 Gang 2 Way 250W/Va Resistive/Inductive Dimmer Switch
TNRCMA147	3 Gang 2 Way 250W/Va Resistive/Inductive Dimmer Switch
TNRCMA148	4 Gang 2 Way 250W/Va Resistive/Inductive Dimmer Switch

13A UK Power Socket Outlets

TNRCMA030	13A 1 Gang Socket Outlet
TNRCMA032	13A 2 Gang Socket Outlet Twin Earth
TNRCMA035	13A 1 Gang DP Switched Socket Outlet
TNRCMA036	13A 2 Gang DP Switched Socket Outlet (Twin Earth)
TNRCMA037	13A 2 Gang DP Switched Socket Outlet (Twin Earth, Clean Earth)
TNRCMA630	13A 1 Gang Socket Outlet (Twin Earth)
TNRCMA635	13A 1 Gang DP Switched Socket Outlet (Twin Earth)

13A Switched Sockets - Red Rockers

TNRCMA836PWRD	13A 2 Gang DP Outboard Switched Socket (Twin Earth)
---------------	---

13A Switched Sockets - Outboard Rockers

TNRCMA836	13A 2 Gang DP Outboard Switched Socket (Twin Earth)
TNRCMA840	13A 2 Gang DP Outboard Switched Socket and Neons (Twin Earth)

13A Switched Sockets Outlets with USB

TNRCMA780	13A 2 Gang DP Switched Socket with 2 x USB (2.1A) Outlets
-----------	---

13A Switched Non-Standard Socket Outlets


TNRCMA935	13A 1 Gang DP Switched Non-Standard Socket Outlet
TNRCMA936	13A 2 Gang DP Switched Non-Standard Socket Outlet

Round Pin Power Socket Outlets

TNRCMA038	5A Round Pin Socket Outlet
TNRCMA039	2A Round Pin Socket Outlet

Fused Connection Units with Optional Flex Outlet through the bottom

TNRCMA049	3A Fused Connection Unit
TNRCMA050	13A Fused Connection Unit
TNRCMA051	13A Fused Connection Unit DP Switched
TNRCMA052	13A Fused Connection Unit DP Switched and Neon
TNRCMA053	13A Fused Connection Unit with Neon



ERGONOMIC ELECTRICAL ACCESSORIES



13A Fused Connection Unit (without Flex Outlet)

TNRCMA649	3A Fused Connection Unit
TNRCMA650	13A Fused Connection Unit
TNRCMA651	13A Fused Connection Unit DP Switched
TNRCMA652	13A Fused Connection Unit DP Switched and Neon
TNRCMA653	13A Fused Connection Unit with Neon

Flex Outlet Plate

TNRCMA017	20A Flex Outlet Plate
-----------	-----------------------

Fan Isolation Switch

TNRCMA020	10A 3 Pole Fan Isolation Switch
TNRCMA021	10A 1 Gang 3 Pole Switch

Blank Plates

TNRCMA060	1 Gang Blank Plate
TNRCMA061	2 Gang Blank Plate

20A Control Switch with Optional Flex Outlet through the bottom

TNRCMA022	20A Double Pole Switch
TNRCMA023	20A Double Pole Switch with Neon
TNRCMA044	20A Double Pole Switch 'Water Heater'
TNRCMA046	20A Double Pole Switch with Neon 'Water Heater'

20A DP Switches (without Flex Outlet)

TNRCMA622	20A Double Pole Switch
TNRCMA623	20A Double Pole Switch with Neon
TNRCMA040	20A Double Pole Switch 'Water Heater'
TNRCMA042	20A Double Pole Switch with Neon 'Water Heater'

Dual Shaver Socket Outlet

TNRCMA100	115V/230V Dual Voltage Shaver Socket Outlet
-----------	---

UK Telephone Outlets

TNRCMA119	Single Telephone Outlet - Master
TNRCMA122	Twin Telephone Outlet - Master
TNRCMA124	Single Telephone Outlet - Secondary
TNRCMA127	Twin Telephone Outlet - Secondary

Co-Axial and Satellite Outlets

TNRCMA065	Single Non-Isolated Coaxial Socket Outlet
TNRCMA066	Twin Non-Isolated Coaxial Socket Outlet
TNRCMA156	Non-Isolated Satellite Outlet Plate
TNRCMA157	Isolated Satellite and Isolated Coaxial Plate
TNRCMA158	Single Isolated Coaxial Plate
TNRCMA159	Twin Isolated Coaxial Plate
TNRCMA170	Non-Isolated Satellite and Non-Isolated Coaxial Plate

New Media Module Plates

TNRCMA310	Single Plate Single Aperture for Media Modules
TNRCMA311	Single Plate Twin Aperture for Media Modules
TNRCMA312	Twin Plate Quad Aperture for Media Modules

45A Plate Switches & Cooker Control Plates

TNRCMA200	45A 1 Gang Single Cooker Outlet
TNRCMA201	45A 1 Gang Single Cooker Switch with Neon
TNRCMA202	45A 2 Gang Single Cooker Switch
TNRCMA203	45A 2 Gang Single Cooker Switch with Neon
TNRCMA204	45A Cooker Switch with 13A Switched Socket Outlet
TNRCMA205	45A Cooker Switch with 13A Switched Socket Outlet And Neons

ERGONOMIC ELECTRICAL ACCESSORIES



45A Double Pole White Switches with White Rockers

TNRCMA500	45A 1 Gang Single Cooker Switch
TNRCMA501	45A 1 Gang Single Cooker Switch with Neon
TNRCMA502	45A 2 Gang Single Cooker Switch
TNRCMA503	45A 2 Gang Single Cooker Switch with Neon
TNRCMA504	45A Cooker Switch with 13A Switched Socket Outlet
TNRCMA505	45A Cooker Switch with 13A Switched Socket Outlet and Neons

45A Cooker Connection Plate

TNRCMA215	45A Cooker Connection Plate
-----------	-----------------------------

50A DP Pullcord Switch C/W Pattress

TNRCMA213	50A Round DP Pull Switch with Mechanical 'ON/OFF' and Neon (Twin Terminal Screws) C/W Pattress
-----------	--

Architrave Pattress Boxes

TNRCMA175	10 AX 1 Gang Architrave Pattress Box
TNRCMA176	10 AX 2 Gang Architrave Pattress Box

Moulded Pattress Boxes

TNRCMA080	1 Gang 16mm Deep Pattress Box with Earth Terminal
TNRCMA081	1 Gang 25mm Deep Pattress Box
TNRCMA082	2 Gang 25mm Deep Pattress Box
TNRCMA083	1 Gang 35mm Deep Pattress Box
TNRCMA084	2 Gang 35mm Deep Pattress Box
TNRCMA085	1 Gang 47mm Deep Pattress Box with Earth Terminal
TNRCMA086	2 Gang 47mm Deep Pattress Box with Cable Restraint and Earth Terminal
TNRCMA089	Dual Accessory 29mm Deep Surface Pattress

Converter Pattress Box

TNRCMA091	1 Gang to 2 Gang 16mm Deep Converter Pattress
-----------	---

PVC Pattress Boxes

TNRCMA230	1 Gang 29mm Deep PVC Pattress Box - Trunking
TNRCMA235	2 Gang 29mm Deep PVC Pattress Box - Trunking
TNRCMA240	1 Gang 29mm Deep PVC Pattress Box - Conduit
TNRCMA245	2 Gang 29mm Deep PVC Pattress Box - Conduit



Local People with NATIONAL POWER

- 12 branches across the north of England & Wales
- Same day delivery
- Guaranteed stock
- Knowledgeable staff
- Excellent value and choice
- 20,000+ products in stock
- Great deals, every day
- Trade accounts



A PREMIUM RANGE OF BRIGHT WHITE ACCESSORIES



10AX Plate Switches (MiniGrid)

TNRPRW010	10AX 1 Gang 1 Way Plate Switch
TNRPRW011	10AX 1 Gang 2 Way Plate Switch
TNRPRW012	10AX 2 Gang 2 Way Plate Switch
TNRPRW013	10AX 3 Gang 2 Way Plate Switch
TNRPRW019	10AX 4 Gang 2 Way Plate Switch
TNRPRW025	10AX 1 Gang Intermediate Switch
TNRPRW105	10AX 6 Gang 2 Way Plate Switch

10AX Architrave Switches (MiniGrid)

TNRPRW171	10AX 1 Gang 2 Way Architrave Switch
TNRPRW172	10AX 2 Gang 2 Way Architrave Switch

Modular Switch Plates (MiniGrid)

TNRPRW401	1 Gang Plate Single Aperture
TNRPRW402	1 Gang Plate Twin Aperture
TNRPRW403	1 Gang Plate Triple Aperture
TNRPRW404	2 Gang Plate (2+2) Aperture
TNRPRW406	2 Gang Plate (3+3) Aperture
TNRPRW426	2 Gang Plate 6 In-Line Aperture
TNRPRW432	2 Gang Plate 3 In-Line Aperture

Rotary Dimmer Switches - Tungsten, Mains & Low Voltage Halogen

TNRPRW140	1 Gang 2 Way 400W/Va Resistive/Inductive Dimmer Switch
TNRPRW145	1 Gang 2 Way 250W/Va Resistive/Inductive Dimmer Switch
TNRPRW146	2 Gang 2 Way 250W/Va Resistive/Inductive Dimmer Switch
TNRPRW147	3 Gang 2 Way 250W/Va Resistive/Inductive Dimmer Switch
TNRPRW148	4 Gang 2 Way 250W/Va Resistive/Inductive Dimmer Switch

13A UK Power Socket Outlets

TNRPRW030	13A 1 Gang Socket Outlet
TNRPRW032	13A 2 Gang Socket Outlet Twin Earth
TNRPRW035	13A 1 Gang DP Switched Socket Outlet
TNRPRW036	13A 2 Gang DP Switched Socket Outlet (Twin Earth)
TNRPRW037	13A 2 Gang DP Switched Socket Outlet (Twin Earth, Clean Earth)
TNRPRW630	13A 1 Gang Socket Outlet (Twin Earth)
TNRPRW635	13A 1 Gang DP Switched Socket Outlet (Twin Earth)

13A Switched Sockets Outlets with USB

TNRPRW780	13A 2 Gang DP Switched Socket with 2 x USB (2.1A) Outlets
-----------	---

Round Pin Power Socket Outlets

TNRPRW038	5A Round Pin Socket Outlet
TNRPRW039	2A Round Pin Socket Outlet

Fused Connection Units with Optional Flex Outlet through the bottom

TNRPRW049	3A FCU
TNRPRW050	13A FCU
TNRPRW051	13A FCU DP Switched
TNRPRW052	13A FCU DP Switched and Neon
TNRPRW053	13A FCU with Neon

Flex Outlet Plate

TNRPRW017	20A Flex Outlet Plate with Terminals
-----------	--------------------------------------

Fan Isolation/3 Pole Switches

TNRPRW020	10A 3 Pole Fan Isolation Switch
TNRPRW021	10A 3 Pole Isolation Switch - Unprinted

Blank Plates

TNRPRW060	1 Gang Blank Plate
TNRPRW061	2 Gang Blank Plate

20A Double Pole Switches with Optional Flex Outlet

TNRPRW022	1 Gang 20A Double Pole Switch
TNRPRW023	1 Gang 20A Double Pole Switch with Neon

A PREMIUM RANGE OF BRIGHT WHITE ACCESSORIES

Dual Shaver Socket Outlet

TNRPRW100 115V/230V Dual Voltage Shaver Socket Outlet



UK Telephone Outlets

TNRPRW119 Single Telephone Outlet - Master
TNRPRW122 Twin Telephone Outlet - Master
TNRPRW124 Single Telephone Outlet - Secondary
TNRPRW127 Twin Telephone Outlet - Secondary

Co-Axial and Satellite Outlets

TNRPRW156 Single Satellite Outlet
TNRPRW157 Isolated Satellite and Isolated Coaxial Plate
TNRPRW170 Non-Isolated Satellite and Non-Isolated Coaxial Plate

New Media Module Plates

TNRPRW310 Single Plate Single Aperture For Media Modules
TNRPRW311 Single Plate Twin Aperture For Media Modules
TNRPRW312 Twin Plate Quad Aperture For Media Modules

45A Double Pole Switches & Cooker Control Units

TNRPRW200 45A DP Plate Switch
TNRPRW201 45A DP Plate Switch with Neon
TNRPRW202 45A DP Plate Switch - Double Plate Size
TNRPRW203 45A DP Plate Switch with Neon - Double Plate Size
TNRPRW204 45A Double Pole Switch
TNRPRW205 45A Double Pole Switch with Neons (2)

45A Double Pole Switches & Cooker Control Units with White Rockers

TNRPRW500 45A 1 Gang DP Switch
TNRPRW501 45A 1 Gang DP Switch and Neon
TNRPRW502 45A 2 Gang DP Switch
TNRPRW503 45A 2 Gang DP Switch and Neon
TNRPRW504 45A DP Switch and 13A DP Switched Socket
TNRPRW505 45A DP Switch and 13A DP Switched Socket and Neons

45A Cooker Outer Plate

TNRPRW215 45A Cooker Outlet Plate

Architrave Pattress Boxes - UREA

TNRPRW175 1 Gang Architrave Pattress Box
TNRPRW176 2 Gang Architrave Pattress Box

Pattress Boxes - UREA

TNRPRW080 1 Gang 16mm Deep Pattress Box with Brass Earth Terminal
TNRPRW081 1 Gang 25mm Deep Pattress Box
TNRPRW082 2 Gang 25mm Deep Pattress Box
TNRPRW083 1 Gang 35mm Deep Pattress Box
TNRPRW084 2 Gang 35mm Deep Pattress Box
TNRPRW085 1 Gang 47mm Deep Pattress Box with Earth Terminal
TNRPRW086 2 Gang 47mm Deep Pattress Box with Cable Restraint
TNRPRW089 Dual Accessory 29mm Deep Pattress Box

Converter Pattress Box - UREA

TNRPRW091 1 Gang to 2 Gang Converter Pattress Box

PVC Pattress Boxes

TNRPRW230 1 Gang 29mm Deep PVC Pattress Box - Trunking
TNRPRW235 2 Gang 29mm Deep PVC Pattress Box - Trunking
TNRPRW240 1 Gang 29mm Deep PVC Pattress Box - Conduit
TNRPRW245 2 Gang 29mm Deep PVC Pattress Box - Conduit






Plate Switches (Mini Grid)

TNRVP**011	10AX 1 Gang 2 Way Switch
TNRVP**012	10AX 2 Gang 2 Way Switch
TNRVP**013	10AX 3 Gang 2 Way Switch
TNRVP**019	10AX 4 Gang 2 Way Switch
TNRVP**105	10AX 6 Gang 2 Way Switch
TNRVP**025	10AX 1 Gang Intermediate Switch

'Ingot' Plate Switches (MiniGrid)

TNRVP**411	10AX 1 Gang 2 Way Ingot Switch
TNRVP**412	10AX 2 Gang 2 Way Ingot Switch
TNRVP**413	10AX 3 Gang 2 Way Ingot Switch
TNRVP**414	10AX 4 Gang 2 Way Ingot Switch
TNRVP**416	10AX 6 Gang 2 Way Ingot Switch
TNRVP**425	10AX 1 Gang Intermediate Ingot Switch

Switch Plates (MiniGrid)

TNRVP**401	1 Gang Plate Single Aperture
TNRVP**402	1 Gang Plate Twin Aperture
TNRVP**403	1 Gang Plate Triple Aperture
TNRVP**404	2 Gang Plate (2+2) Aperture
TNRVP**406	2 Gang Plate (3+3) Aperture
TNRVP**426	2 Gang Plate 6 In-Line Aperture
TNRVP**432	2 Gang Plate 3 In-Line Aperture

Rotary Dimmer Switches for Tungsten, Mains & Low Voltage Halogen

TNRVP**140	1 Gang 2 Way 400W/Va Resistive/Inductive Dimmer Switch
TNRVP**152	2 Gang 2 Way 400W/Va Resistive/Inductive Dimmer Switch
TNRVP**153	3 Gang 2 Way 400W/Va Resistive/Inductive Dimmer Switch
TNRVP**154	4 Gang 2 Way 400W/Va Resistive/Inductive Dimmer Switch

Dimmer Mounting Plates (Double Plate Unfurnished)

TNRVP**185	2 Gang Plate Single Dimmer Plate 1000W Max.
TNRVP**186	2 Gang Plate Twin Dimmer Plate 1630W Max.

13A UK Socket Outlets

TNRVP**035	13A 1 Gang DP Switched Socket Outlet
TNRVP**036	13A 2 Gang DP Switched Socket Outlet (Twin Earth)

'Ingot' 13A DP Switched Socket Outlets

TNRVP**535	1 Gang DP Ingot Switched Socket Outlet
TNRVP**536	2 Gang DP Ingot Switched Socket Outlet (Twin Earth)

Round Pin Socket Outlets

TNRVP**038	5A Round Pin Socket Outlet
TNRVP**039	2A Round Pin Socket Outlet

Fused Connection Units with Flex Outlets

TNRVP**050	13A Fused Connection Unit with Flex Outlet
TNRVP**051	13A Fused Connection Unit Switched with Flex Outlet
TNRVP**052	13A Fused Connection Unit Switched with Flex Outlet & Neon
TNRVP**053	13A Fused Connection Unit with Flex Outlet & Neon

Fused Connection Units without Flex Outlets

TNRVP**650	13A Fused Connection Unit
TNRVP**651	13A Fused Connection Unit Switched
TNRVP**652	13A Fused Connection Unit Switched with Neon
TNRVP**653	13A Fused Connection Unit with Neon

'Ingot' Fused Connection Units with Flex Outlet

TNRVP**550	13A Fused Connection Unit Ingot with Flex Outlet
TNRVP**551	13A Fused Connection Unit Ingot Switched with Flex Outlet
TNRVP**552	13A Fused Conn. Unit Ingot Switched with Flex Outlet & Neon
TNRVP**553	13A Fused Connection Unit Ingot With Flex Outlet with Neon

DECORATIVE METAL ACCESSORIES IN BLACK NICKEL, SATIN CHROME & POLISHED CHROME

Ingot' Fused Connection Units without Flex Outlet

TNRVP**750	13A Fused Connection Unit Ingot
TNRVP**751	13A Fused Connection Unit Ingot Switched
TNRVP**752	13A Fused Connection Unit Ingot Switched with Neon
TNRVP**753	13A Fused Connection Unit Ingot with Neon



Fan Isolation Switch

TNRVP**020	10A 3 Pole Fan Isolation Switch
------------	---------------------------------

'Ingot' Fan Isolation Switch

TNRVP**520	10A 3 Pole Fan Isolation Ingot Switch
------------	---------------------------------------

20A DP Switch with Flex Outlet

TNRVP**022	20A DP Switch with Flex Outlet
TNRVP**023	20A DP Switch with Flex Outlet & Neon

20A DP Switch without Flex Outlet

TNRVP**622	20A DP Switch
TNRVP**623	20A DP Switch with Neon

'Ingot' 20A DP Switch with Flex Outlet

TNRVP**522	20A DP Ingot Switch with Flex Outlet
TNRVP**523	20A DP Ingot Switch with Flex Outlet & Neon

'Ingot' 20A DP Switch without Flex Outlet

TNRVP**722	20A DP Ingot Switch
TNRVP**723	20A DP Ingot Switch with Neon

45A Switches & Socket Outlets

TNRVP**200	1 Gang 45A DP Switch
TNRVP**201	1 Gang 45A DP Switch With Neon
TNRVP**202	2 Gang 45A DP Switch
TNRVP**203	2 Gang 45A DP Switch With Neon
TNRVP**204	45A Cooker Control Unit + 13A DP Switched Socket
TNRVP**205	45A Cooker Control Unit + 13A DP Switched Socket & Neons

'Ingot' 45A Switches & Socket Outlets

TNRVP**500	Ingot 1 Gang 45A DP Switch
TNRVP**501	Ingot 1 Gang 45A DP Switch With Neon
TNRVP**502	Ingot 2 Gang 45A DP Switch
TNRVP**503	Ingot 2 Gang 45A DP Switch With Neon
TNRVP**504	Ingot 45A Cooker Control Unit + 13A DP Switched Socket
TNRVP**505	Ingot 45A Cooker Control Unit + 13A DP Switched Socket & Neon

Dual Voltage Shaver Socket Outlet

TNRVP**100	115V/230V Dual Voltage Shaver Socket Outlet
------------	---

Blank Plates

TNRVP**060	1 Gang Blank Plate
TNRVP**061	2 Gang Blank Plate

UK Telephone Outlets


TNRVP**120	Single Telephone Socket - Master
TNRVP**121	Twin Telephone Socket - Master
TNRVP**125	Single Telephone Socket - Secondary
TNRVP**126	Twin Telephone Socket - Secondary

Non-Isolated Coaxial Sockets

TNRVP**065	Single Non-Isolated Coaxial Socket
TNRVP**066	Twin Non-Isolated Coaxial Socket


Satellite Socket Outlets

TNRVP**156	Non-Isolated Single Satellite Socket
TNRVP**157	Isolated Satellite & Isolated Coaxial Socket
TNRVP**170	Non-Isolated Satellite & Non-Isolated Coaxial Socket



Wiring Accessories - Click Deco Range

DECORATIVE METAL ACCESSORIES IN BLACK NICKEL, SATIN CHROME & POLISHED CHROME



Isolated Coaxial Socket Outline

TNRVP**158	Single Isolated Coaxial Socket
TNRVP**159	Twin Isolated Coaxial Socket

New Media Plates (Unfurnished)

TNRVP**310	1 Gang Plate Single Aperture (Unfurnished)
TNRVP**311	1 Gang Plate Twin Aperture (Unfurnished)
TNRVP**312	2 Gang Plate Quad Aperture (Unfurnished)

13A Switched Sockets Outlets with USB

TNRVPC570BK	13A 2 Gang DP Switched Socket with 1 x USB (2.1A) Outlet and Black Ingot
TNRVPC570WH	13A 2 Gang DP Switched Socket with 1 x USB (2.1A) Outlet and White Ingot
TNRVPC770BK	13A 2 Gang DP Switched Socket with 1 x USB (2.1A) Outlet and Black Insert
TNRVPC770WH	13A 2 Gang DP Switched Socket with 1 x USB (2.1A) Outlet and White Insert



** Insert 'BN' (Black Nickel), 'SC' (Satin Chrome) or 'CH' (Polished Chrome) to specify required finish.

INGOT EXPLAINED

An Ingot switch or outlet uses a metal finished switch fascia, rather than the standard white plastic more commonly used.

DECO & DEFINE Black Nickel ranges are only available with black switches and inserts




SWITCH COLOUR OPTIONS

Applies to DECO Satin Chrome & Polished Chrome ranges only

Choose from either white or black switches by adding 'BK' or 'WH' to the end of the product code.

BLACK. Add 'BK' to the end of the product code. E.g: TNRVPC422BK

WHITE. Add 'WH' to the end of the product code. E.g: TNRVPC422WH




INSERT COLOUR OPTIONS

Applies to DECO Satin Chrome & Polished Chrome, and DEFINE Brushed Stainless & Chrome only

You can choose to have black or white switch inserts with your chosen finish.

BLACK. Add 'BK' to the end of the product code. Eg: TNRVPC536BK

WHITE. Add 'WH' to the end of the product code. Eg: TNRVPC536WH



Are you signed up to receive the T.N. Robinson bi-weekly Email Newsletter?

Receive information on our latest events, offers and promotions directly to your inbox.

Visit www.tnr.co.uk and click on the 'Newsletter Signup' form



DECORATIVE FLAT PLATE IN BLACK NICKEL, BRUSHED STAINLESS & POLISHED CHROME

'Ingot' Plate Switches (MiniGrid)

TNRFP**411	10AX 1 Gang 2 Way Ingot Switch
TNRFP**412	10AX 2 Gang 2 Way Ingot Switch
TNRFP**413	10AX 3 Gang 2 Way Ingot Switch
TNRFP**414	10AX 4 Gang 2 Way Ingot Switch
TNRFP**416	10AX 6 Gang 2 Way Ingot Switch
TNRFP**425	10AX 1 Gang Intermediate 'Ingot' Switch

Switch Plates (MiniGrid)

TNRFP**401	1 Gang Plate Single Aperture
TNRFP**402	1 Gang Plate Twin Aperture
TNRFP**403	1 Gang Plate Triple Aperture
TNRFP**404	2 Gang Plate (2+2) Aperture
TNRFP**406	2 Gang Plate (3+3) Aperture
TNRFP**426	2 Gang Plate 6 In-Line Aperture

Rotary Dimmer Switches for Tungsten, Mains & Low Voltage Halogen

TNRFP**140	1 Gang 2 Way 400W/Va Resistive/Inductive Dimmer Switch
TNRFP**152	2 Gang 2 Way 400W/Va Resistive/Inductive Dimmer Switch
TNRFP**153	3 Gang 2 Way 400W/Va Resistive/Inductive Dimmer Switch
TNRFP**154	4 Gang 2 Way 400W/Va Resistive/Inductive Dimmer Switch

Dimmer Mounting Plates (Double Plate Unfurnished)

TNRFP**185	2 Gang Plate Single Dimmer Plate 1000W Max.
TNRFP**186	2 Gang Plate Twin Dimmer Plate 1630W Max.

'Ingot' 13A DP Switched Socket Outlets

TNRFP**535	1 Gang DP Ingot Switched Socket Outlet
TNRFP**536	2 Gang DP Ingot Switched Socket Outlet (Twin Earth)

Round Pin Socket Outlets

TNRFP**038	5A Round Pin Socket Outlet
TNRFP**039	2A Round Pin Socket Outlet

'Ingot' Fused Connection Units with Flex Outlet

TNRFP**550	13A Fused Connection Unit Ingot with Flex Outlet
TNRFP**551	13A Fused Connection Unit Ingot Switched with Flex Outlet
TNRFP**552	13A Fused Conn. Unit Ingot Switched with Flex Outlet & Neon
TNRFP**553	13A Fused Connection Unit Ingot With Flex Outlet with Neon

'Ingot' Fused Connection Units without Flex Outlet

TNRFP**750	13A Fused Connection Unit Ingot
TNRFP**751	13A Fused Connection Unit Ingot Switched
TNRFP**752	13A Fused Connection Unit Ingot Switched with Neon
TNRFP**753	13A Fused Connection Unit Ingot with Neon

'Ingot' Fan Isolation Switch

TNRFP**520	10A 3 Pole Fan Isolation Ingot Switch
------------	---------------------------------------

'Ingot' 20A DP Switch with Flex Outlet

TNRFP**522	20A DP Ingot Switch with Flex Outlet
TNRFP**523	20A DP Ingot Switch with Flex Outlet & Neon

'Ingot' 20A DP Switch without Flex Outlet

TNRFP**722	20A DP Ingot Switch
TNRFP**723	20A DP Ingot Switch with Neon

45A Switches & Socket Outlets

TNRFP**200	1 Gang 45A DP Switch
TNRFP**201	1 Gang 45A DP Switch With Neon
TNRFP**202	2 Gang 45A DP Switch
TNRFP**203	2 Gang 45A DP Switch With Neon
TNRFP**204	45A Cooker Control Unit + 13A DP Switched Socket
TNRFP**205	45A Cooker Control Unit + 13A DP Switched Socket & Neons

click
define



DECORATIVE FLAT PLATE IN BLACK NICKEL, BRUSHED STAINLESS & POLISHED CHROME



'Ingot' 45A Switches & Socket Outlets

TNRFP**500	Ingot 1 Gang 45A DP Switch
TNRFP**501	Ingot 1 Gang 45A DP Switch With Neon
TNRFP**502	Ingot 2 Gang 45A DP Switch
TNRFP**503	Ingot 2 Gang 45A DP Switch With Neon
TNRFP**504	Ingot 45A Cooker Control Unit + 13A DP Switched Socket
TNRFP**505	Ingot 45A Cooker Control Unit + 13A DP Switched Socket & Neon



Dual Voltage Shaver Socket Outlet

TNRFP**100	115V/230V Dual Voltage Shaver Socket Outlet
------------	---

Blank Plates

TNRFP**060	1 Gang Blank Plate
TNRFP**061	2 Gang Blank Plate

UK Telephone Outlets

TNRFP**120	Single Telephone Socket - Master
TNRFP**121	Twin Telephone Socket - Master
TNRFP**125	Single Telephone Socket - Secondary
TNRFP**126	Twin Telephone Socket - Secondary

Non-Isolated Coaxial Sockets

TNRFP**065	Single Non-Isolated Coaxial Socket
TNRFP**066	Twin Non-Isolated Coaxial Socket

Satellite Socket Outlets

TNRFP**156	Non-Isolated Single Satellite Socket
TNRFP**157	Isolated Satellite & Isolated Coaxial Socket

Isolated Coaxial Socket Outline

TNRFP**158	Single Isolated Coaxial Socket
TNRFP**159	Twin Isolated Coaxial Socket

New Media Plates (Unfurnished)

TNRFP**310	1 Gang Plate Single Aperture (Unfurnished)
TNRFP**311	1 Gang Plate Twin Aperture (Unfurnished)
TNRFP**312	2 Gang Plate Quad Aperture (Unfurnished)

** Insert 'BN' (Black Nickel), 'SC' (Satin Chrome) or 'CH' (Polished Chrome) to specify required finish.

GRIDPRO NOW IN STOCK!



INTERCHANGEABLE PLATES & MODULES

Ask at your local branch for more details

CLICK

MINIGRID

Mode 'Unfurnished' Modular Switch Plates

TNRCMA401	Single Plate Single Aperture
TNRCMA402	Single Plate Twin Aperture
TNRCMA403	Single Plate Triple Aperture
TNRCMA404	Twin Plate 2 x 2 Aperture
TNRCMA406	Twin Plate 2 x 3 Aperture
TNRCMA426	Twin Plate 6 In-Line Aperture
TNRCMA432	Twin Plate Triple Aperture

Polar 'Unfurnished' Modular Switch Plates

TNRPRW401	1 Gang Switch Plate with 1 Module Aperture
TNRPRW402	1 Gang Switch Plate with 2 Module Aperture
TNRPRW403	1 Gang Switch Plate with 3 Module Aperture
TNRPRW404	2 Gang Switch Plate with 4 Module Aperture (2 x 2)
TNRPRW406	2 Gang Switch Plate with 6 Module Aperture (2 x 3)
TNRPRW426	2 Gang Switch Plate with 6 Module Aperture (6 In-Line)
TNRPRW432	2 Gang Switch Plate with 3 Module Aperture

Metal Clad 'Unfurnished' Modular Switch Plates

TNRCL401	1 Gang Switch Plate - 1 Aperture
TNRCL402	1 Gang Switch Plate - 2 Aperture
TNRCL403	1 Gang Switch Plate - 3 Aperture
TNRCL404	2 Gang Switch Plate - 2+2 Aperture
TNRCL406	2 Gang Switch Plate - 3+3 Aperture
TNRCL426	2 Gang Switch Plate - 6 In-Line Aperture

Red Accessories 'Unfurnished' Modular Switch Plates

TNRWA401RD	Single Switch Plate Red - 1 Aperture
TNRWA402RD	Single Switch Plate Red - 2 Aperture
TNRWA403RD	Single Switch Plate Red - 3 Aperture

Deco Victorian Polished Chrome - Unfurnished Switch Plates *

TNRVPCH401	1 Gang Plate Single Aperture
TNRVPCH402	1 Gang Plate Twin Aperture
TNRVPCH403	1 Gang Plate Triple Aperture
TNRVPCH404	2 Gang Plate (2+2) Aperture
TNRVPCH406	2 Gang Plate (3+3) Aperture
TNRVPCH426	2 Gang Plate 6 In-Line Aperture
TNRVPCH432	2 Gang Plate 3 In-Line Aperture

Deco Victorian Satin Chrome - Unfurnished Switch Plates *

TNRVPSC401	1 Gang Plate Single Aperture
TNRVPSC402	1 Gang Plate Twin Aperture
TNRVPSC403	1 Gang Plate Triple Aperture
TNRVPSC404	2 Gang Plate (2+2) Aperture
TNRVPSC406	2 Gang Plate (3+3) Aperture
TNRVPSC426	2 Gang Plate 6 In-Line Aperture
TNRVPSC432	2 Gang Plate 3 In-Line Aperture

Deco Victorian Black Nickel - Unfurnished Switch Plates *



TNRVPBN401	1 Gang Plate Single Aperture
TNRVPBN402	1 Gang Plate Twin Aperture
TNRVPBN403	1 Gang Plate Triple Aperture
TNRVPBN404	2 Gang Plate (2+2) Aperture
TNRVPBN406	2 Gang Plate (3+3) Aperture
TNRVPBN426	2 Gang Plate 6 In-Line Aperture

Define Flat Plate Polished Chrome - Unfurnished Switch Plates *

TNRFPCH401	1 Gang Plate Single Switch Aperture
TNRFPCH402	1 Gang Plate Twin Switch Aperture
TNRFPCH403	1 Gang Plate Triple Switch Aperture
TNRFPCH404	2 Gang Plate (2+2) Switch Aperture
TNRFPCH406	2 Gang Plate (3+3) Switch Aperture
TNRFPCH426	2 Gang Plate 6 In-Line Switch Aperture

Define Flat Plate Black Nickel - Unfurnished Switch Plates *

TNRFPBN401	1 Gang Plate Single Switch Aperture
TNRFPBN402	1 Gang Plate Twin Switch Aperture





Define Flat Plate Black Nickel - Unfurnished Switch Plates

TNRFPBN403	1 Gang Plate Triple Switch Aperture
TNRFPBN404	2 Gang Plate (2+2) Switch Aperture
TNRFPBN406	2 Gang Plate (3+3) Switch Aperture
TNRFPBN426	2 Gang Plate 6 In-Line Switch Aperture

12 Gang (2 Tier) Cover Plates c/w Gasket(s)

TNRVPBN512	12 Minigrad Module Plate - Black Nickel
TNRVPSC512	12 Minigrad Module Plate - Satin Chrome
TNRVPC512	12 Minigrad Module Plate - Chrome

18 Gang (3 Tier) Cover Plates c/w Gasket(s)

TNRVPBN518	18 Minigrad Module Plate - Black Nickel
TNRVPSC518	18 Minigrad Module Plate - Satin Chrome

18 Gang (3 Tier) Cover Plates c/w Gasket(s)

TNRVPC518	18 Minigrad Module Plate - Chrome
-----------	-----------------------------------

Yokes

TNRGR100BK	6 MiniGrid Module Yoke - Black
TNRGR100PW	6 MiniGrid Module Yoke - Polar White

Flush Mounting Back Boxes

TNRWA512	2 Tier K/O Box - 47mm Deep
TNRWA518	3 Tier K/O Box - 47mm Deep

Architrave 1 Gang Plate Single Aperture (Unfurnished)

TNRVPBN471	Single Architrave Plate & Aperture - Black Nickel
TNRVPSC471	Single Architrave Plate & Aperture - Satin Chrome
TNRVPC471	Single Architrave Plate & Aperture - Chrome

Architrave 2 Gang Plate Twin Aperture (Unfurnished)

TNRVPBN472	Double Architrave Plate & Aperture - Black Nickel
TNRVPSC472	Double Architrave Plate & Aperture - Satin Chrome
TNRVPC472	Double Architrave Plate & Aperture - Chrome

Decorative Architrave Back Boxes

TNRWA571	1 Gang Architrave K/O Box - 25mm Deep
TNRWA572	2 Gang Architrave K/O Box - 25mm Deep

1 Way 10AX Switch Module

TNRMD001BK	1 Way 10AX Switch - Black
TNRMD001PW	1 Way 10AX Switch - Polar White
TNRMD001WH	1 Way 10AX Switch - Click White

2 Way 10AX Switch Module

TNRMD002BK	2 Way 10AX Switch - Black
TNRMD002PW	2 Way 10AX Switch - Polar White
TNRMD002WH	2 Way 10AX Switch - Click White
TNRMD002RD	2 Way 10AX Switch - Red

'Ingot' 2 Way 10AX Switch Module

TNRMD002BN	2 Way Ingot 10AX Switch - Black Nickel
TNRMD002SC	2 Way Ingot 10AX Switch - Satin Chrome
TNRMD002CH	2 Way Ingot 10AX Switch - Chrome

Keyswitch - Spare Key

TNRMI003	Spare Key For Keyswitch
----------	-------------------------

2 Way 10AX Keyswitch Module

TNRMD003BK	2 Way 10AX Keyswitch - Black
TNRMD003PW	2 Way 10AX Keyswitch - Polar White
TNRMD003WH	2 Way 10AX Keyswitch - Click White

'Ingot' 2 Way 10AX Keyswitch Module

TNRMD003BN	2 Way Ingot 10AX Keyswitch - Black Nickel
------------	---



'Ingot' 2 Way 10AX Keyswitch Module *Continued*

TNRMD003SC	2 Way Ingot 10AX Keyswitch - Satin Chrome
TNRMD003CH	2 Way Ingot 10AX Keyswitch - Chrome

2 Way Retractive 10A Switch Module

TNRMD004BK	2 Way 10A Retractive Switch - Black
TNRMD004PW	2 Way 10A Retractive Switch - Polar White
TNRMD004WH	2 Way 10A Retractive Switch - Click White

'Ingot' 2 Way Retractive 10A Switch Module

TNRMD004BN	2 Way Retractive Ingot 10A Switch - Black Nickel
TNRMD004SC	2 Way Retractive Ingot 10A Switch - Satin Chrome
TNRMD004CH	2 Way Retractive Ingot 10A Switch - Chrome

1 Way Retractive 10A Switch Module 'Bell'

TNRMD005BK	1 Way 10A Retractive Switch Module 'Bell' - Black
TNRMD005PW	1 Way 10A Retractive Switch Module 'Bell' - Polar White
TNRMD005WH	1 Way 10A Retractive Switch Module 'Bell' - Click White

'Ingot' 1 Way Retractive 10A Switch Module 'Bell'

TNRMD005BN	1 Way Retractive Ingot 10A Switch 'Bell' - Black Nickel
TNRMD005SC	1 Way Retractive Ingot 10A Switch 'Bell' - Satin Chrome
TNRMD005CH	1 Way Retractive Ingot 10A Switch 'Bell' - Chrome

Blank Modules

TNRMD008BK	Blank Module - Black
TNRMD008PW	Blank Module - Polar White
TNRMD008WH	Blank Module - Click White

'Ingot' Blank Modules

TNRMD008BN	Blank Ingot Module - Black Nickel
TNRMD008SC	Blank Ingot Module - Satin Chrome
TNRMD008CH	Blank Ingot Module - Chrome

2 Way 'Paddle' 10AX Switch Module (Triple Width)

TNRMD009BK	2 Way 10AX 'Paddle' Switch - Black
TNRMD009PW	2 Way 10AX 'Paddle' Switch - Polar White
TNRMD009WH	2 Way 10AX 'Paddle' Switch - Click White

'Ingot' 2 Way 'Paddle' 10AX Switch Module (Triple Width)

TNRMD009BN	2 Way Ingot 10AX 'Paddle' Switch - Black Nickel
TNRMD009SC	2 Way Ingot 10AX 'Paddle' Switch - Satin Chrome
TNRMD009CH	2 Way Ingot 10AX 'Paddle' Switch - Chrome

20A Flex Outlet Module

TNRMD017BK	20A Flex Outlet Module - Black
TNRMD017PW	20A Flex Outlet Module - Polar White
TNRMD017WH	20A Flex Outlet Module - Click White

'Ingot' 20A Flex Outlet Module (Black or White Inset)

TNRMD017**BN	20A Ingot Flex Outlet Module - Black Nickel
TNRMD017**SC	20A Ingot Flex Outlet Module - Satin Chrome
TNRMD017**CH	20A Ingot Flex Outlet Module - Chrome

Replace ** with BK (Black) or WH (White)

Double Pole 13A/10AX Switch Module

TNRMD018BK	13A Resistive 10AX DP Switch - Black
TNRMD018PW	13A Resistive 10AX DP Switch - Polar White
TNRMD018WH	13A Resistive 10AX DP Switch - Click White
TNRMD018RD	13A Resistive 10AX DP Switch - Red

Double Pole 13A/10AX Switch Module - Printed Legends

TNRMD018BK**	13A Resistive 10AX DP Switch - Black
TNRMD018PW**	13A Resistive 10AX DP Switch - Polar White
TNRMD018BWH**	13A Resistive 10AX DP Switch - Click White

To add preferred legend replace ** with: BL - Boiler, CH - Cooker Hood, DW - Dishwasher, FD - Fridge, FF - Fridge Freezer, FN - Fan, FZ - Freezer, HB - Hob, MW - Microwave, OV - Oven, TD - Tumble Dryer, WD - Waste Disposal, WH - Water Heater, WM - Washing Machine





'Ingot' Double Pole 13A/10AX Switch Module	
TNRMD018BN	13A Resistive 10AX DP Switch - Black Nickel
TNRMD018SC	13A Resistive 10AX DP Switch - Satin Chrome
TNRMD018CH	13A Resistive 10AX DP Switch - Chrome

'Ingot' Double Pole 13A/10AX Switch Module - Printed Legends

TNRMD018BN**	13A Resistive 10AX DP Switch - Black Nickel
TNRMD018SC**	13A Resistive 10AX DP Switch - Satin Chrome
TNRMD018CH**	13A Resistive 10AX DP Switch - Chrome

To add preferred legend replace ** with: BL - Boiler, CH - Cooker Hood, DW - Dishwasher, FD - Fridge, FF - Fridge Freezer, FN - Fan, FZ - Freezer, HB - Hob, MW - Microwave, OV - Oven, TD - Tumble Dryer, WD - Waste Disposal, WH - Water Heater, WM - Washing Machine



3 Pole Fan Isolation Module (Twin Width)

TNRMD020BK	10A 3 Pole Fan Module - Black
TNRMD020PW	10A 3 Pole Fan Module - Polar White
TNRMD020WH	10A 3 Pole Fan Module - Click White

'Ingot' 3 Pole Fan Isolation Module (Twin Width)

TNRMD020BN	Ingot 10A 3 Pole Isolation Switch Module - Black Nickel
TNRMD020SC	Ingot 10A 3 Pole Isolation Switch Module - Satin Chrome
TNRMD020CH	Ingot 10A 3 Pole Isolation Switch Module - Chrome



Double Pole 20A Switch Module (Twin Width)

TNRMD022BK	20A DP Switch - Black
TNRMD022PW	20A DP Switch - Polar White
TNRMD022WH	20A DP Switch - Click White

Double Pole 20A Switch Module - Printed Legends (Twin Width)

TNRMD022BK**	20A DP Switch - Black
TNRMD022PW**	20A DP Switch - Polar White
TNRMD022WH**	20A DP Switch - Click White

To add preferred legend replace ** with: BL - Boiler, CH - Cooker Hood, DW - Dishwasher, FD - Fridge, FF - Fridge Freezer, FN - Fan, FZ - Freezer, HB - Hob, MW - Microwave, OV - Oven, TD - Tumble Dryer, WD - Waste Disposal, WH - Water Heater, WM - Washing Machine



'Ingot' Double Pole 20A Switch Module (Twin Width)

TNRMD022BN	20A DP Ingot Switch - Black Nickel
TNRMD022SC	20A DP Ingot Switch - Satin Chrome
TNRMD022CH	20A DP Ingot Switch - Chrome

'Ingot' Double Pole 20A Switch Module - Printed Legends (Twin Width)

TNRMD022BN**	20A DP Ingot Switch - Black Nickel
TNRMD022SC**	20A DP Ingot Switch - Satin Chrome

'Ingot' Double Pole 20A Switch Module - Printed Legends (Twin Width)

TNRMD022CH**	20A DP Ingot Switch - Chrome
--------------	------------------------------

To add preferred legend replace ** with: BL - Boiler, CH - Cooker Hood, DW - Dishwasher, FD - Fridge, FF - Fridge Freezer, FN - Fan, FZ - Freezer, HB - Hob, MW - Microwave, OV - Oven, TD - Tumble Dryer, WD - Waste Disposal, WH - Water Heater, WM - Washing Machine



Double Pole 20A Switch Module with Neon (Twin Width)

TNRMD023BK	20A DP Switch with Neon - Black
TNRMD023PW	20A DP Switch with Neon - Polar White
TNRMD023WH	20A DP Switch with Neon - Click White

Double Pole 20A Switch Module with Neon - Printed Legends (Twin Width)

TNRMD023BK**	20A DP Switch with Neon - Black
TNRMD023PW**	20A DP Switch with Neon - Polar White
TNRMD023WH**	20A DP Switch with Neon - Click White

To add preferred legend replace ** with: BL - Boiler, CH - Cooker Hood, DW - Dishwasher, FD - Fridge, FF - Fridge Freezer, FN - Fan, FZ - Freezer, HB - Hob, MW - Microwave, OV - Oven, TD - Tumble Dryer, WD - Waste Disposal, WH - Water Heater, WM - Washing Machine



'Ingot' Double Pole 20A Switch Module with Neon (Twin Width)

TNRMD023BN	20A DP Ingot Switch with Neon - Black Nickel
TNRMD023SC	20A DP Ingot Switch with Neon - Satin Chrome
TNRMD023CH	20A DP Ingot Switch with Neon - Chrome

CLICK

MINIGRID

'Ingot' Double Pole 20A Switch Module with Neon - Printed Legends (Twin Width)

TNRMD023BN**	20A DP Ingot Switch with Neon - Black Nickel
TNRMD023SC**	20A DP Ingot Switch with Neon - Satin Chrome
TNRMD023CH**	20A DP Ingot Switch with Neon - Chrome

To add preferred legend replace ** with: BL - Boiler, CH - Cooker Hood, DW - Dishwasher, FD - Fridge, FF - Fridge Freezer, FN - Fan, FZ - Freezer, HB - Hob, MW - Microwave, OV - Oven, TD - Tumble Dryer, WD - Waste Disposal, WH - Water Heater, WM - Washing Machine

2 Way 20A Switch Module

TNRMD024BK	20A 2 Way Switch Module - Black
TNRMD024PW	20A 2 Pole Switch Module - Polar White
TNRMD024WH	20A 2 Pole Switch Module - Click White

'Ingot' 2 Way 20A Switch Module

TNRMD024BN	20A 2 Way Switch Module - Black Nickel
TNRMD024SC	20A 2 Way Switch Module - Satin Chrome
TNRMD024CH	20A 2 Way Switch Module - Chrome

Intermediate 10AX Switch Module

TNRMD028BK	10AX Intermediate Switch - Black
TNRMD028PW	10AX Intermediate Switch - Polar White
TNRMD028WH	10AX Intermediate Switch - Click White

'Ingot' Intermediate 10AX Switch Module

TNRMD028BN	10AX Intermediate Ingot Switch - Black Nickel
TNRMD028SC	10AX Intermediate Ingot Switch - Satin Chrome
TNRMD028CH	10AX Intermediate Ingot Switch - Chrome

Double Pole 13A Keyswitch 'Emergency Test' Module

TNRMD029BK	13A Resistive DP Keyswitch 'Emergency Test' - Black
TNRMD029PW	13A Resistive DP Keyswitch 'Emergency Test' - Polar White
TNRMD029WH	13A Resistive DP Keyswitch 'Emergency Test' - Click White

'Ingot' Double Pole 13A Keyswitch 'Emergency Test' Module

TNRMD029BN	13A Resistive DP Ingot Keyswitch 'Emergency Test' - Black Nickel
TNRMD029SC	13A Resistive DP Ingot Keyswitch 'Emergency Test' - Satin Chrome
TNRMD029CH	13A Resistive DP Ingot Keyswitch 'Emergency Test' - Chrome

Double Pole 32A Switch Module (Twin Width)

TNRMD032BK	32A DP Switch Module - Black
TNRMD032PW	32A DP Switch Module - Polar White
TNRMD032WH	32A DP Switch Module - Click White

'Ingot' Double Pole 32A Switch Module (Twin Width)

TNRMD032BN	32A DP Ingot Switch Module - Black Nickel
TNRMD032SC	32A DP Ingot Switch Module - Satin Chrome
TNRMD032CH	32A DP Ingot Switch Module - Chrome

Intermediate 'Paddle' 10AX Switch Module (Triple Width)

TNRMD038BK	10AX Intermediate 'Paddle' Switch Module - Black
TNRMD038PW	10AX Intermediate 'Paddle' Switch Module - Polar White
TNRMD038WH	10AX Intermediate 'Paddle' Switch Module - Click White

Double Pole 13A Keyswitch Module

TNRMD046BK	13A Resistive DP Keyswitch - Black
TNRMD046PW	13A Resistive DP Keyswitch - Polar White
TNRMD046WH	13A Resistive DP Keyswitch - Click White
TNRMD046RD	13A Resistive DP Keyswitch - Red
TNRMD046RDTT	13A Resistive DP Keyswitch - Red 'Test'

'Ingot' Double Pole 13A Keyswitch Module

TNRMD046BN	13A Resistive DP Ingot Keyswitch - Black Nickel
TNRMD046SC	13A Resistive DP Ingot Keyswitch - Satin Chrome
TNRMD046CH	13A Resistive DP Ingot Keyswitch - Chrome

13A Fused Connection Module

TNRMD047BK	13A Fused FCU Module - Black
------------	------------------------------





13A Fused Connection Module

TNRMD047PW	13A Fused FCU Module - Polar White
TNRMD047WH	13A Fused FCU Module - Click White
TNRMD047RD	13A Fused FCU Module - Red

'Ingot' 13A Fused Connection Module (Black or White Frame)

TNRMD047**BN	13A Fused Ingot FCU Module - Black Nickel
TNRMD047**SC	13A Fused Ingot FCU Module - Satin Chrome
TNRMD047**CH	13A Fused Ingot FCU Module - Chrome

Replace ** with BK (Black) or WH (White)



10A 3 Position Switch Module

TNRMD070BK	10A 3 Position Switch - Black
TNRMD070PW	10A 3 Position Switch - Polar White
TNRMD070WH	10A 3 Position Switch - Click White

'Ingot' 3 Position Switch Module

TNRMD070BN	10A 3 Position Ingot Switch - Black Nickel
TNRMD070SC	10A 3 Position Ingot Switch - Satin Chrome
TNRMD070CH	10A 3 Position Ingot Switch - Chrome



10A 3 Position Retractive Switch Module

TNRMD075BK	10A 3 Position Retractive Switch - Black
TNRMD075PW	10A 3 Position Retractive Switch - Polar White
TNRMD075WH	10A 3 Position Retractive Switch - Click White

'Ingot' 10A 3 Position Retractive Switch Module

TNRMD075BN	10A 3 Position Retractive Ingot Switch - Black Nickel
TNRMD075SC	10A 3 Position Retractive Ingot Switch - Satin Chrome
TNRMD075CH	10A 3 Position Retractive Ingot Switch - Chrome



Dimmer Module Mounting Kit (Twin Width) - Dimmer Module Not Supplied

TNRMD150BK	Dimmer Module Mounting Kit - Black
TNRMD150PW	Dimmer Module Mounting Kit - Polar White
TNRMD150WH	Dimmer Module Mounting Kit - Click White

'Ingot' Dimmer Module Mounting Kit (Twin Width) - Dimmer Module Not Supplied

TNRMD150BN	Dimmer Module Mounting Kit - Black Nickel
TNRMD150SC	Dimmer Module Mounting Kit - Satin Chrome
TNRMD150CH	Dimmer Module Mounting Kit - Chrome



3 Pole Lockable Fan Isolation Module (Twin Width)

TNRMD220BK	10A 3 Pole Lockable Fan Module - Black
TNRMD220PW	10A 3 Pole Lockable Fan Module - Polar White
TNRMD220WH	10A 3 Pole Lockable Fan Module - Click White

Dimmer M10 Nut Runner

TNRSP900	Dimmer M10 Nut Runner Tool
----------	----------------------------



Indicator Module

TNRMD280	240V Red Indicator Module
TNRMD281	240V Amber Indicator Module
TNRMD282	240V Green Indicator Module

Rotary Dimmer Switch Modules (Push ON/OFF)

TNRMD9001	6A 2 Way Push On/Off (Non-Dimming) Module (25 x 62mm)
TNRMD9010	0-10V Analogue Dimmer Module (25 x 62mm)
TNRMD9022	250W 2 Way Resistive / Inductive Dimmer Module (25 x 62mm)
TNRMD9042	400W 2 Way Resistive / Inductive Dimmer Module (25 x 62mm)

2 Way Toggle Switch Modules

TNRMD9102BN	10AX 2 Way Toggle Switch Module - Black Nickel
TNRMD9102CH	10AX 2 Way Toggle Switch Module - Chrome

Intermediate Toggle Switch Modules

TNRMD9125BN	10AX Intermediate Toggle Switch Module - Black Nickel
TNRMD9125CH	10AX Intermediate Toggle Switch Module - Chrome



* Please add 'WH' (white) or 'BK' (black) at the end of each part number to denote interior colour required

USB SOCKET RANGE



Free your sockets and charge all your devices with BG's range of USB wiring accessories

- Smart USB - Standby mode when device is fully charged
- Auto detects USB device and adjusts charging pattern



821U2-01
1 Gang Switched
+ 2 x USB (2.1A)
Slim Round Edge Profile



822U3-01
2 Gang Switched
+ 2 x USB (3.1A)
Slim Round Edge Profile



822U33-01
2 Gang Switched
+ 3 x USB (3.1A)
Slim Round Edge Profile



921U2-01
1 Gang Switched
+ 2 x USB (2.1A)
Square Profile



922U3-01
2 Gang Switched
+ 2 x USB (3.1A)
Square Profile

WI-FI SOCKET RANGE EXTENDER



**ELIMINATE DEAD SPOTS AND
EXPAND YOUR WI-FI COVERAGE!**



- Improved Wi-Fi coverage throughout your home
- Works with all wireless broadband routers
- Easy to install and setup with one touch WPS
- N300 Wi-Fi Technology - Up to 300Mbps data transfer speed
- Perfect for streaming music and videos or playing online games
- Suitable for Computers, Tablets, Mobile Phones, Games Consoles, TVs
- Single band (2.4Ghz)
- No plug-in adapters - keeps socket free for use

922WR 2 Gang Switched Wi-Fi Socket Range Extender
Square Profile



WHY CHOOSE TNR?



- 12 branches
- Same day delivery
- Guaranteed stock
- Knowledgeable staff
- Excellent value and choice
- 20,000+ products in stock
- Great deals, every day
- Trade accounts

SMART POWER SOCKET & POWER ADAPTOR



**TAKE CONTROL OF YOUR POWER
FROM ANYWHERE!**



Control your Devices by:



Innovative Home Automation system from BG.

An affordable smart home integration that is quick and simple to install and setup. Controlled using voice command, touch or smartphone. Connects directly, without the need to use a home hub.

- Control and schedule power in the home or outside via touch, voice commands or App
- No expensive gateway hub unit, no expensive cloud costs, or subscriptions
- 'BG Home' App available to download from App Store or Google Play
- Set timer schedules, countdown function or random security options
- Compatible with Google Home, and Amazon Alexa for smart home integration
- Quick and easy set-up, with in-App support
- Individual socket control
- Socket retrofittable into 25mm boxes

822/HC
AHC/U

2 Gang Switched 13A Smart Socket Slim Profile
13A Smart Power Adaptor



BURGLAR ALARMS & CCTV



See page 85



10AX PLATE SWITCHES



NBS12
1 Gang, 2 Way



NBS13
Intermediate



NBS15
Fan Isolator 3 Pole



NBS42
2 Gang, 2 Way



NBS43
3 Gang, 2 Way



NBS44
4 Gang, 2 Way

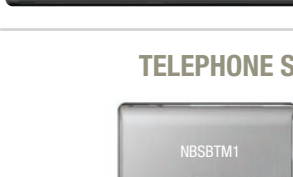
SWITCHED SOCKETS



NBS21G
13A D.P 1 Gang



NBS22G
13A D.P 2 Gang



NBS22UG
13A D.P 2 Gang
+ 2 x USB

TELEPHONE SOCKETS



NBSBTM1
Master 1 Gang



NBSBTM2
Master 2 Gang



NBSBTS1
Slave 1 Gang

NBSBTS2
Slave 2 Gang



SHAVER SOCKET



NBS20G
Shaver Socket 115/230V
Dual Volt

FUSED CONN UNITS



NBS50
13A Fused Conn Unit
Switched



NBS52
13A Fused Conn Unit
Switched + Neon



NBS53
13A Fused Conn Unit
Switched Neon F/Outlet



NBS54
13A Fused Conn Unit
Un-switched



NBS55
13A Fused Conn Unit
+ F/Outlet Un-switched


CO-AXIAL SOCKETS



NBS60
Co-Axial Socket, 1 Gang



NBS61
Co-Axial Socket, 2 Gang



NBS62
Isolated Co-Axial Socket,
1 Gang

NBS63
Isolated Co-Axial Socket,
2 Gang

SATELLITE SOCKETS



NBS64
Satellite Socket, 1 Gang

NBS65
Satellite & Co-Axial Socket,
2 Gang

DP SWITCHES



NBS31
20A D.P Switch with Neon



NBS72
45A D.P Switch with Neon
(Double)



NBS74
45A D.P Switch with Neon
(Single)

DIMMER SWITCHES



NBS81P
400W, 2 Way -
Push 1 Gang Dimmer



NBS82P
400W, 2 Way -
Push 2 Gang Dimmer

NBS83P
400W, 2 Way -
Push 3 Gang Dimmer

NBS84P
400W, 2 Way -
Push 4 Gang Dimmer

BLANK PLATES



NBS94
Blank Plate 1 Gang

NBS95
Blank Plate 2 Gang

COOKER SWITCHED SOCKET



NBS70G
45A Cooker Con Unit
Switched Socket Neon

CONNECT WITH US

for the latest TNR news, events and offers

Like us on

facebook



www.facebook.com/tnrobinsonelec

Connect with us on

LinkedIn



www.linkedin.com/company/tnrobinsonelec

Follow us on

twitter



www.twitter.com/tnrobinsonelec

SAME DAY DELIVERY

on all stocked products!*

* Check with your local branch for details



STANDARD GAIN TV AERIAL



For the reception of all available signals in strong and medium strength areas. The aerial design has been modified to minimise reception of signals above 790MHz from Lte800 4G mobile phone transmitters which can cause interference with digital TV channels.

- 12dBi Gain
- F type connector for secure and easy connection
- Fast simple assembly
- Compact pack for easy transportation

LABGT12G Standard Gain TV Aerial

10 BAY PROFESSIONAL HIGH GAIN TV AERIAL

For the reception of all available signals in weak and medium strength areas. The aerial design has been tuned to minimise reception of signals above 790MHz from Lte800 4G mobile phone transmitters which can interfere with digital TV channels.

- 15.0dBi Gain
- F type connector for secure and easy connection
- Fast simple assembly
- Encapsulated weather resistant electronic balun
- Frequency Range MHz 470-790
- TV Channels 21-60
- Forward Gain dBi 15.0
- Front/Back Ratio dB >16.0
- Beam Width +/-deg. +/-14°
- Connector F-Type
- Width: 530mm
- Depth: 1440mm
- Height: 610mm



LHG10T 10 Bay Professional High Gain TV Aerial

TV SIGNAL BOOSTERS - 4G COMPATIBLE

Designed to boost and distribute the signals from a digital satellite receiver and FM/DAB aerial to TVs/Hi-Fi tuners, even in poor reception areas.

- Improves your TV picture in poor reception areas
- Integrated 4G filter removes interference and channel loss from your TV caused by 4G mobile phone signals
- Can also be used to distribute the signal from a satellite/freeview receiver
- Digital satellite compatible by-pass allows amplifier to work with Digi-eye extenders such as the SLx Link & SLx Omni-link system
- Connect your Hi-Fi tuner to the booster for improved FM/DAB reception
- Free standing or wall mountable



27820BM 4 Outputs
27822BM 2 Outputs
27823BMG 6 Outputs
27824BM 8 Outputs

AERIAL ACCESSORIES



ALUMINIUM STRAIGHT/CRANKED MASTS 18 GAUGE

69015 6" x 1.25"
69016 6" x 1.25" Cranked

V BOLTS

69031 1.5 inch
69032 2 inch

WELDED GALVANISED WALL BRACKETS

WB20G 6" x 6"
WB22G 9" x 9"



HPHDMI1-R0

HPPHDMIF2-R0

HPHDMI2-R0

HDMI15-R0

HDMI3-R0

IAFLAT-R0

AV ACCESSORIES

HPHDMI1-R0 1m High Performance Gold HDMI
HPHDMI3-R0 3m High Performance Gold HDMI
HPHDMIF2-R0 2m High Performance Flat Gold HDMI
HPHDMI2-R0 2m High Performance Gold Angled & Adjustable HDMI
HDMI15-R0 1.5m Gold HDMI
HDMI3-R0 3m Gold HDMI
IAFLAT-R0 Digital Indoor Aerial - Flat Panel 4G



ALCW1-R0

USBSCC1-R0

USBDC21-R0

USBMICC1-R0

USBPP2-R0

USBPP52-R0

ALCW1-R0 1m Lightning to USB Cable for Apple
USBSCC1-R0 1A Single USB Car Charger
USBDC21-R0 2.1A Dual USB Car Charger
USBMICC1-R0 1m USB to Micro USB
USBPP2-R0 USB Power Pack 2000mAh - Black
USBPP52-R0 USB Power Pack 5200mAh - White

USB & WI-FI SOCKET RANGE



See page 61

APP CONTROLLED BATHROOM FAN



See page 100

DRY LINING BOXES



DPB1	1 Gang 35mm Dry Lining Box
DPB2	2 Gang 35mm Dry Lining Box
DPB350	2 x 1 Gang 35mm Dry Lining Dual Box
DPB146	1 Gang 48mm Dry Lining Box
DPB246	2 Gang 48mm Dry Lining Box

JUNCTION BOXES

click



TNRJB20	20A Selective Entry 4 Terminal
TNRJBS20	20A Selective Entry 4 Terminal (small)
TNRJB206TERM	20A Selective Entry 6 Terminal
TNRJB30	30A Selective Entry 3 Terminal
TNRJB60A3W	60A 3 Terminal

12 WAY STRIP CONNECTOR

niGLON



PCS2N	2 Amp Clear
PCS5N	5 Amp Clear
PCS15N	15 Amp Clear
PCS30N	30 Amp Clear

ASHLEY JUNCTION BOXES

:hager



J201	20A 4 Terminal Junction Box (small)
J301	20A 4 Terminal Junction Box
J401	30A 3 Terminal Junction Box
J501	Halogen Downlight Junction Box
J601	20A 6 Terminal Junction Box
J701	Junction Box without Terminals

17TH EDITION JUNCTION BOXES

J803	30A 3 Terminal Junction Box
J804	20A 4 Terminal Junction Box



COMBI JUNCTION BOXES

WISKA
make power smile



10060580	308/5/S IP66 Black comes with 32A T/B
10060401	308/5 IP66 Grey comes with 32A T/B
10060523	108/5 IP66 Grey comes with Terminal
10061998	108/5/S IP66 Black comes with 32A T/B
10061778	607/5 IP66/67 Grey comes with 2 KRM25/20
10061779	607/5/S IP66/67 Black comes with 2 KRM25/20
10101462	1210/5 IP66/67 Grey 160 x 140 x 81mm c/w 57A TB
10101463	1210/5/S IP66/67 Black 160 x 140 x 81mm c/w 57A TB

INSTALLER CONNECTORS



221 Series

2273 Series



773 Series

222 Series

224 Series



- Fast - reduces wiring time up to 50%
- Easy - no special tools required
- Re-usable and compact
- Test using integrated test slot
- Fully insulated - IP 2X, touch proof

221-412	2 Conductor, 4mm ² Compact Lever Connector 32A
221-413	3 Conductor, 4mm ² Compact Lever Connector 32A
221-415	5 Conductor, 4mm ² Compact Lever Connector 32A
2273-202	2 Conductor, 2.5mm ² Compact Push Wire Connector 24A
2273-203	3 Conductor, 2.5mm ² Compact Push Wire Connector 24A
2273-204	4 Conductor, 2.5mm ² Compact Push Wire Connector 24A
2273-205	5 Conductor, 2.5mm ² Compact Push Wire Connector 24A
2273-208	8 Conductor, 2.5mm ² Compact Push Wire Connector 24A
773-102	2 Conductor, 2.5mm ² Push Wire Connector 24A
773-104	4 Conductor, 2.5mm ² Push Wire Connector 24A
773-106	6 Conductor, 2.5mm ² Push Wire Connector 24A
773-108	8 Conductor, 2.5mm ² Push Wire Connector 24A
773-173	3 Conductor, 6mm ² Push Wire Connector 41A
222-412	2 Conductor, 4mm ² Lever Connector 32A
222-413	3 Conductor, 4mm ² Lever Connector 32A
222-415	5 Conductor, 4mm ² Lever Connector 32A
224-101	2 Conductor, 2.5mm ² Lighting Connector 24A 2.128g
224-112	3 Conductor, 2.5mm ² Lighting Connector 24A
224-201	2 Conductor, 2.5mm ² Lighting Connector 24A 5g
51228987	Installer Box Basics - 75 Connectors
887-100	2273 Series Carry Case - 200 Connectors
60281155	221 Series Carry Case - 85 Connectors
51008291	Wagobox (single) - Junction Box for 222 & 773 Series
51303208	Wagobox Light (single) - Junction Box for 224 Series

SHELLBOX MINI JUNCTION BOX RANGE



The SHELLBOX Mini Gel Insulated Junction Box range is the fast and easy solution to protect and insulate connections with up to five wires on the same phase.

Available in three size options, the MJB is a gel insulated snap enclosure junction box. The range has five options complete with SBOX accordingly.

MJB112	112 Gel Insulated MJB c/w 2 Way Lever Connector (2pcs)
MJB113	113 Gel Insulated MJB c/w 3 Way Lever Connector (2pcs)
MJB215	215 Gel Insulated MJB c/w 1 x 5 Way Lever Connector
MJB222	222 Gel Insulated MJB c/w 2 x 2 Way Lever Connector
MJB332	332 Gel Insulated MJB c/w 3 x 2 Way Lever Connector

SPRINGBOX LEVER CONNECTORS



The unique benefit of the SBOX range is its flexibility and ease of connection. Simply flip up the lever (opening the clamp), insert the stripped conductor, push the lever back down and your connection is complete.

Available in 2, 3 and 5 pole options. SBOX range accepts solid, stranded and flexible conductors without the use of a tool. Tested to a clamping range starting at 0.2 mm² (EN 6099 standard) allowing for use in telecom applications.

SBOX2	2 Pole 32 amp Lever Connector push in Terminal
SBOX3	3 Pole 32 amp Lever Connector push in Terminal
SBOX5	5 Pole 32 amp Lever Connector push in Terminal

CONNECTOR BLOCKS


CLICK



PCB35SP
PCB35DP

Single Pole 5 Way 100A
Double Pole 2 x 5 Way 100A

SWITCH & SOCKET BOXES



PSB116	Box Steel 1G 16mm
PSB125	Box Steel 1G 25mm
PSB225	Box Steel 2G 25mm
PSB135	Box Steel 1G 35mm
PSB235	Box Steel 2G 35mm
PSB148	Box Steel 1G 48mm
PSB248	Box Steel 2G 48mm
PSB25D	Box Steel Dual 2G 25mm
PSB35D	Box Steel Dual 2G 35mm

ROTARY ISOLATORS

GEWISS

- Surface mounting insulating rotary switch, emergency version
- Lockable red knob on yellow flange



PRS322

PRS162	16A 2 Pole
PRS322	32A 2 Pole
PRS163	16A 3 Pole
PRS323	32A 3 Pole
PRS633	63A 3 Pole
PRS164	16A 4 Pole
PRS324	32A 4 Pole
PRS634	63A 4 Pole

MOULDED ADAPTABLE BOXES

GEWISS



GW44204	100 x 100 x 50mm
GW44205	120 x 80 x 50mm
GW44206	150 x 110 x 70mm
GW44207	190 x 140 x 70mm
GW44208	240 x 190 x 90mm
GW44209	300 x 220 x 120mm
GW44210	380 x 300 x 120mm
GW44211	460 x 380 x 120mm
GW44214	100 x 100 x 120mm
GW44216	150 x 110 x 140mm

PLUGS, CONNECTORS & SOCKETS



TNR13PT	Standard Plug Fused 13A
NPT13RW	13A Heavy Duty Plug White
NPT13RB	13A Heavy Duty Plug Black
NTS113/W	One Gang Trailing Socket White
NTS113/B	One Gang Trailing Socket Black
NTS213/W	Two Gang Trailing Socket White
NTS213/B	Two Gang Trailing Socket Black
NC10/3BLK	10A In-Line 3 Pin Connectors Black
NC10/3WHI	10A In-Line 3 Pin Connectors White
TNR4GTS	4 Gang Trailing Socket White 2m Lead
PLSP54G	4W Surge Trailing Socket 2m
PLSP56G	6W Surge Trailing Socket 2m
PLSP58G	8W Surge Trailing Socket 2m

SWITCH SOCKET CONVERTER

Schneider Electric



Part No: **E25/1WE**
Double Pole
Single to Double
Switch Socket Converter

Accessories - Ceiling Accessories & Holders

CEILING ACCESSORIES

CLICK

TNRPRC015



TNRPRC017



TNRPRC031



TNRPRC009



TNRPRW208



TNRPRW211



- TNRPRC015** Loop Batten Lamp Holder
TNRPRC017 Loop Angled Batten Lamp Holder
TNRPRC031 6" Pendant
TNRPRC009 10A 2 Way Pull Switch
TNRPRW208 10A 3 Pole Pull Cord Fan Isolation Switch + Neon
TNRPRW211 50A DP Pull Cord Mechanical On/Off + Neon

METAL CLAD ACCESSORIES

CLICK



SOCKETS

- TNRMCSKTSW1** 13A 1 Gang Double Pole Socket
TNRMCSKTSW2 13A 2 Gang Double Pole Socket

SWITCHES

- TNRMCSW12** 10A 1 Gang 2 Way Switch
TNRMCSW22 10A 2 Gang 2 Way Switch
TNRMCSW32 10A 3 Gang 2 Way Switch

20A SWITCH

- TNRMCSW20DPI** 20A Double Pole Switch with Neon

SPURS

- TNRMCSWSPUR0** 13A Spur with Cord Outlet
TNRMCSWSPUR 13A Switched Spur
TNRMCSWSPUR01 13A Spur with Cord Outlet

OUTDOOR 4 GANG MULTI-BOX



- Hinged lid for quick & easy access
- Fully weatherproof to IP55 rating
- 4 way socket strip included
- Wall mountable
- Ideal for transformer linked garden lighting and outdoor appliances.


TPS401

Outdoor 4 Gang Multi-Box

BRASS LAMP HOLDERS & ACCESSORIES

S. Lilley & Son Ltd.

- 1003E** B22 Threaded Entry Lampholder with Shade Ring, M10 x 1mm pitch
1035E B22 Threaded Entry Lampholder with Shade Ring, M20 x 1.5mm pitch
3004E B22 Threaded Entry Lampholder without Shade Ring, 1/2" x 26tpi
3011E B22 Batten BESA Lampholder with Shade Ring
3013E B22 Switch Screw Terminal Pushbar Lampholder, 1/2" x 26tpi
3096E Reduction Bush Knurled Head Reducer, 1/2" male to M10 female
5022 E27 Batten Class II Type Ceramic Lampholder
7606ET E27 Threaded Entry Brass Lampholder with Shade Ring, M20 x 1.5mm pitch
9042 E40 Ceramic Lampholder



IEC 309 HP STRAIGHT INDUSTRIAL PLUG

GEWISS

IP44



16A and 32A low voltage industrial plugs.

- Splashproof
- Screw wiring
- Flexible grommet entry
- Standard use

	CURRENT	POLES	VOLTS	COLOUR
GW60001H	16 amp	2P+E	110/130V	Yellow
GW60004H	16 amp	2P+E	220/250V	Blue
GW60008H	16 amp	3P+E	380/415V	Red
GW60009H	16 amp	3P+N+E	380/415V	Red
GW60012H	32 amp	2P+E	110/130V	Yellow
GW60015H	32 amp	2P+E	220/250V	Blue
GW60019H	32 amp	3P+E	380/415V	Red
GW60020H	32 amp	3P+N+E	380/415V	Red

IEC 309 HP STRAIGHT INDUSTRIAL CONNECTOR / COUPLER

GEWISS




16A and 32A low voltage industrial connectors.

- Splashproof
- Screw wiring
- Flexible grommet entry
- Standard use

	CURRENT	POLES	VOLTS	COLOUR
GW62001H	16 amp	2P+E	110/130V	Yellow
GW62004H	16 amp	2P+E	220/250V	Blue
GW62008H	16 amp	3P+E	380/415V	Red
GW62009H	16 amp	3P+N+E	380/415V	Red
GW62012H	32 amp	2P+E	110/130V	Yellow
GW62015H	32 amp	2P+E	220/250V	Blue
GW62019H	32 amp	3P+E	380/415V	Red
GW62020H	32 amp	3P+N+E	380/415V	Red

IEC 309 HP 90° ANGLED SURFACE-MOUNTING SOCKET-OUTLET

GEWISS



16A and 32A low voltage industrial socket outlets.

- Splashproof
- Screw wiring
- Standard use

	CURRENT	POLES	VOLTS	COLOUR
GW62474H	16 amp	2P+E	110/130V	Yellow
GW62477H	16 amp	2P+E	220/250V	Blue
GW62481H	16 amp	3P+E	380/415V	Red
GW62482H	16 amp	3P+N+E	380/415V	Red
GW62485H	32 amp	2P+E	110/130V	Yellow
GW62488H	32 amp	2P+E	220/250V	Blue
GW62492H	32 amp	3P+E	380/415V	Red
GW62493H	32 amp	3P+N+E	380/415V	Red

OUR BRANCHES

Contact your local branch for opening times.

Anglesey:

01248 719077

anglesey@tnr.co.uk

Mochdre:

01492 548123

mochdre@tnr.co.uk

Ashton:

0161 882 9453

ashton@tnr.co.uk

Pwllheli:

01758 719429

pwllheli@tnr.co.uk

Brighouse:

01484 726610

brighouse@tnr.co.uk

Rhyl:

01745 356033

rhyl@tnr.co.uk

Chester:

01244 675779

chester@tnr.co.uk

Rochdale:

01706 648352

rochdale@tnr.co.uk

Crewe:

01270 584671

crewe@tnr.co.uk

Stockport:

0161 480 9141

stockport@tnr.co.uk

Macclesfield:

01625 433617

macclesfield@tnr.co.uk

Warrington:

01925 650501

warrington@tnr.co.uk

Accessories - Weatherproof Sockets

NEXUS STORM WEATHERPROOF RANGE - 25 YEAR GUARANTEE ON WHOLE RANGE!

BG NEXUS STORM WEATHERPROOF RANGE



**25 YEAR
GUARANTEE
ON WHOLE
RANGE!**



**IP RATED ACCESSORIES DESIGNED TO PROTECT
AGAINST WATER AND DUST INGRESS IN THE MOST
ARDUOUS OF CONDITIONS**

1 GANG 2 WAY 20AX SWITCH



IP66

- Sleek design and practical function
- Customer configurable
- Captive terminal screws
- Supplied with multiple knock-out mounting box
- Indicator that can be wired to illuminate when off or on
- Switches manufactured to BS EN 60669-1



WP12

1 Gang 2 Way 20AX Switch

1 GANG ENCLOSURE



IP66

- Sleek design and practical function
- Provides the ability to self-configure to suit the application



WP1GEC

1 Gang Enclosure

1 GANG 2 WAY RETRACTIVE PRINTED 'PRESS' 20AX SWITCH



IP66

- Sleek design and practical function
- Customer configurable
- Captive terminal screws
- Supplied with multiple knock-out mounting box
- Indicator that can be wired to illuminate when off or on
- Switches manufactured to BS EN 60669-1



WP14

1 Gang 2 Way Retractive Printed 'PRESS' 20AX Switch

1 GANG DOUBLE POLE SWITCHED SOCKET



IP66

- Sleek design and practical function
- Switched socket with power indicator
- Supplied with multiple knock-out mounting box
- 13A sockets manufactured to BS 1363-2



WP21

1 Gang Double Pole Switched Socket - 13A

2 GANG DOUBLE POLE SWITCHED SOCKET



IP66

- Sleek design and practical function
- Switched socket with power indicator
- Supplied with multiple knock-out mounting box
- 13A sockets manufactured to BS 1363-2



WP22

2 Gang Double Pole Switched Socket - 13A

NEXUS STORM WEATHERPROOF RANGE - 25 YEAR GUARANTEE ON WHOLE RANGE!

2 GANG DOUBLE POLE RCD SWITCHED SOCKET



- Sleek design and practical function
- Terminal capacity 3 x 2.5mm², 3 x 4.0mm² & 2 x 6.0mm²
- Switched socket with power indicator
- Supplied with multiple knock-out mounting box
- RCD sockets manufactured to BS 7288
- 30 milli-amp trip current, 40 milli-second trip speed



IP66

WP22RCD

2 Gang Double Pole RCD Switch Socket - 13A (latching)

2 GANG ENCLOSURE



- Sleek design and practical function
- Provides the ability to self-configure to suit the application



IP66

WP2GEC

2 Gang Enclosure

2 GANG 2 WAY 20AX SWITCH



- Sleek design and practical function
- Customer configurable
- Captive terminal screws
- Supplied with multiple knock-out mounting box
- Indicator that can be wired to illuminate when off or on
- Switches manufactured to BS EN 60669-1



IP66

WP42

2 Gang 2 way 20AX Switch

FUSED CONNECTION UNIT



- Sleek design and practical function
- FCU manufactured to BS1363-4
- Angled colour coded terminals with captive screws
- 1 drill out entry 20/25mm in rear face
- Visible indication of power status through see-through cover



WP53

Fused Connection Unit with Neon Power Indicator - 13A

FUSED RCD PROTECTION CONNECTION UNIT



- Sleek design and practical function
- FCU manufactured to BS1363-4
- RCD manufactured to BS7288
- Latching type, 30mA trip current, 40ms trip speed
- Angled colour coded terminals with captive screws
- 1 drill out entry 20/25mm in rear face
- Flexible membrane allows switching without opening unit
- Visible indication of power status through see-through cover



IP66

WP55RCD

Fused RCD Protection Connection Unit (latching) - 13A

**25 YEAR
GUARANTEE
ON WHOLE
RANGE!**

MASTERSEAL PLUS RANGE

MK MASTERSEAL PLUS RANGE - THRIVES IN THE TOUGHEST CONDITIONS



Masterseal Plus™ has been specifically developed for use in both outdoor and indoor environments, and where wiring devices and accessories would be at risk from penetration by dust or water.

- **Robust Construction and Temperature Tolerant**
Masterseal Plus™ will not discolour, crack or fade in UV light (unlike many other plastics), and will maintain operation in extremes of heat and cold.

**20 YEAR
GUARANTEE
ON WHOLE
RANGE!**

1 GANG SP 1 WAY SWITCH



IP66

- Supplied with multiple knock-out mounting box
- Indicator that can be wired to illuminate when off or on
- Switches manufactured to BS EN 60669-1

MK56400

10A 1 Gang SP One-Way Switch

1 GANG SP 2 WAY SWITCH



IP66

- Supplied with multiple knock-out mounting box
- Indicator that can be wired to illuminate when off or on
- Switches manufactured to BS EN 60669-1

MK56401

10A 1 Gang SP Two-Way Switch

2 GANG SP 1 WAY SWITCH



IP66

- Supplied with multiple knock-out mounting box
- Indicator that can be wired to illuminate when off or on
- Switches manufactured to BS EN 60669-1

MK56402

10A 2 Gang SP One-Way Switch

1 GANG DP 1 WAY SWITCH



IP66

- Supplied with multiple knock-out mounting box
- Indicator that can be wired to illuminate when off or on
- Switches manufactured to BS EN 60669-1

MK56406

10A 1 Gang DP One-Way Switch

2 GANG SP 2 WAY 'BELL' PUSH



IP66

- Supplied with multiple knock-out mounting box
- Indicator that can be wired to illuminate when off or on
- Switches manufactured to BS EN 60669-1

MK56407

10A 2 Gang SP Two-Way 'Bell' Push Switch

1 GANG DP 1 WAY 'PRESS' SWITCH



IP66

- Supplied with multiple knock-out mounting box
- Indicator that can be wired to illuminate when off or on
- Switches manufactured to BS EN 60669-1

MK56409

20A 1 Gang DP One-Way 'Press' Switch

MASTERSEAL PLUS RANGE

1 GANG DP 1 WAY SWITCH FUSED



IP66

- Supplied with multiple knock-out mounting box
- Seals around virtually any standard 13A plug
- Fitted with a 13A fuse link to BS 1362



MK56410

13A 1 Gang DP One-Way Switch Fused

1 GANG UNSWITCHED SOCKET OUTLET



IP66

- Supplied with multiple knock-out mounting box
- Seals around virtually any standard 13A plug
- BS 1363: Pt2: 1995



MK56480

13A 1 Gang Unswitched Socket Outlet

2 GANG UNSWITCHED SOCKET OUTLET



IP66

- Supplied with multiple knock-out mounting box
- Seals around virtually any standard 13A plug
- BS 1363: Pt2: 1995



MK56481

13A 2 Gang Unswitched Socket Outlet

2 GANG DP SWITCHED SOCKET OUTLET



IP66

- Supplied with multiple knock-out mounting box
- Seals around virtually any standard 13A plug
- BS 1363: Pt2: 1995



MK56482

13A 2 Gang DP Switched Socket Outlet

**20 YEAR
GUARANTEE
ON WHOLE
RANGE!**

RCD 2 GANG DP SWITCHED SOCKET



IP66

- Supplied with multiple knock-out mounting box
- Seals around virtually any standard 13A plug
- Suitable for supply voltage of 240V a.c.



MK56231

13A RCD 2 Gang DP Switched Socket

RCD 1 GANG DP UNSWITCHED SOCKET



IP66

- Supplied with multiple knock-out mounting box
- Seals around virtually any standard 13A plug
- Suitable for supply voltage of 240V a.c.



MK56301

13A RCD 1 Gang DP Unswitched Socket

JUNCTION BOX WITH 4 x 4 WAY TERMINALS



IP66

- Each terminal block accepts four 2.5mm² cables
- BS 6220: 1983



MK56506

30A Junction Box with 4 x Four-Way Terminals

1 GANG FLUSH MOUNTING FRAME



IP66

- Plaster/Tile flush mounting frame with protective cover
- For use with 160 x 117mm products



MK56500

1 Gang Flush Mounting Frame + Cover

UNIVERSAL GAS OR ELECTRIC OVERBOX



- 2mm powder coated aluminium construction
- Overall dimensions 810 x 655 x 100mm
- Full length 316 rust proof stainless steel piano hinge
- No external fixings
- Two budget locks, and internal rag-bolting to the wall, making it cost effective and secure
- Vented for gas boxes
- To fit over maximum size 715 x 560 x 100mm
- Weight - 6kg



0B1 Universal Gas or Electric Overbox with Internal Flange for Fixing

ARCHITRAVE GAS METER OVERBOX



- 2mm powder coated aluminium construction
- Full-length 316 rust proof stainless steel piano hinge
- 2 durable budget locks
- Door vents fitted
- Fixes inside of existing meter box
- Complete with fixings
- Ideal for use when space is limited
- To fit box size 600 x 414 x 70mm
- Air vents in door
- Weight - 4kg



0B8 Gas Overbox - Fixes to Inside of Existing Meter Box

There are OVER 70 BRANDS in this Product Guide, including...



...and we stock many more. Call us today!



18TH EDITION BOARDS ALL METAL CONSUMER UNITS



VML914CUSPD

- Metal split load and configurable enclosures with ability to protect selected circuits with RCBs and remainder of circuits split across two RCCBs. Single row from 10 to 16 outgoing ways, dual row from 18 to 38 outgoing ways
- Enclosures come supplied with a full metal DIN rail and 2 RCCBs and full complement of earth and neutral terminals along with marking labels, busbar and instructions
- Conforms to BS EN 61439-3 Including Annex ZB (16kA rating)
- All Design 10 boards contain top, bottom & rear knockouts

SPLIT LOAD BOARDS

VML910CU	10 Way Split Load High Integrity 100A Mains Switch 2 x 100A Type A RCCB
VML916CU	16 Way Split Load High Integrity 100A Mains Switch 2 x 100A Type A RCCB
VML955H	10 Way Split Load Board 100A Mains Switch 2 x 100A Type A RCCB
VML955HRK	10 Way Split Load Board 100A Mains Switch 2 x 100A Type A RCCB with Round Knockouts
VML966H	12 Way Split Load Board 100A Mains Switch 2 x 100A Type A RCCB

SPLIT LOAD BOARDS WITH SURGE PROTECTION

VML910CUSPD	10 Way Split Load High Integrity 100A Mains Switch 2 x 100A 30mA RCCB
VML914CUSPD	14 Way Split Load High Integrity 100A Mains Switch 2 x 100A 30mA RCCB



MULTIPLE CABLE ENTRY REACHING A NEW LEVEL IN CABLE ENTRY

IP66


The TKS 32 is a membrane with 4 entries giving IP66 protection and cable retention for quick and easy installation. Simply push the TKS into the unit, insert cable through the membrane and complete installation. Suitable for 16 or 25 mm tails and 10 or 16 mm earth.

Ideal for both internal and external applications, glow wire tested to 960°C. The flush fitting saves on space, and with no additional locknut you also save on time and money.



TKS32

32mm IP66 Tail Kit insert with strain relief



SPLIT LOAD METAL CONSUMER UNITS DESIGN 10

:hager

Enclosures come supplied with a full metal DIN rail and 2 RCCBs and full complement of earth and neutral terminals along with marking labels, busbar and instructions.

- Multiple fixing points
- No restrictions under the din rail
- Terminal bars top mounted for easy cable dressing
- Complies with BS EN 61439-3 Annex ZB

VML733H	6 Way (3+3) 100A Mains Switch
VML755H	10 Way (5+5) 100A Mains Switch
VML766H	12 Way (6+6) 100A Mains Switch



SWITCH DISCONNECTOR INCOMER DESIGN 10

:hager

Enclosures come supplied with a full metal DIN rail, 63A or 100A switch disconnector incomer and full complement of earth and neutral terminals along with marking labels, busbar and instructions.

- Complies with BS EN 61439-3 Annex ZB.

VML202	2 Way 63A
VML206	6 Way 63A
VML106	6 Way 100A
VML110	10 Way 100A
VML114	14 Way 100A
VML120	20 Way 100A



2 WAY METAL GARAGE CONSUMER UNIT DESIGN 10

:hager

Enclosure comes complete with 40A 30mA RCCB Incomer, 32A MCB and 6A MCB, earth and neutral connections, busbar, grommet strip, marking labels and instructions.

Dimensions : W 155 x H 246 x D 83mm

VML24H	2 Way Metal Garage Consumer Unit
---------------	----------------------------------



MINIATURE CIRCUIT BREAKERS

:hager

The MTN Miniature Circuit Breakers MCBs detect overcurrents due to both overload and fault currents. The MTN range are Type B breakers, this means they will trip between 3 and 5 time full load current which is suitable for most domestic installations. The MCB will operate and interrupt the supply to prevent damage to the installation.

MTN106	1P 6kA B Curve -6A 1M Type B
MTN110	1P 6kA B Curve -10A 1M Type B
MTN116	1P 6kA B Curve -16A 1M Type B
MTN120	1P 6kA B Curve -20A 1M Type B
MTN132	1P 6kA B Curve -32A 1M Type B
MTN140	1P 6kA B Curve -40A 1M Type B



REDUCED HEIGHT RCBOS LESS HEIGHT. MORE SPACE

:hager

Hager's range of 6kA Reduced Height RCBOs from 6-32A will considerably improve installations where multiple RCBOs are installed in a board.

- The new RCB0 in reduced height (92mm) is designed to give more space in the consumer unit
- The functional earth has been removed to allow easier installation
- The product comes with the anti-counterfeiting identification

ADA306G	1P 6kA B Curve -6A, 30mA 1M Type A
ADA310G	1P 6kA B Curve -10A, 30mA 1M Type A
ADA316G	1P 6kA B Curve -16A, 30mA 1M Type A
ADA320G	1P 6kA B Curve -20A, 30mA 1M Type A
ADA325G	1P 6kA B Curve -25A, 30mA 1M Type A
ADA332G	1P 6kA B Curve -32A, 30mA 1M Type A



:hager

125A INVICTA 3 TYPE B DISTRIBUTION BOARDS

THE SOLUTION FOR MODERN COMMERCIAL INSTALLATIONS

IP3X



- You can install a meter next to the incoming device. Another option is to install a surge protection device
- Trunking and cable entry facility means there is no need to use paxolin. Cable protection is built into the endplate cable entry
- Transparent IPX2 neutral cover allows for ease of cable installation. Screws fully turned down for easy and fast cabling
- Earth terminal bars are mounted offset to neutral terminal bars and angled towards the installer
- No spacers required to mount boards, cableways or extension boxes. Boxes can be mounted at the top or to either side of the board
- 100A top tap off for simple board extensions or for an additional MCB up to 100A
- Ease of phase indication L1, L2, L3 mouldings show through when the front cover is fitted

JK104BG	125A 4 Way TPN Board Glazed
JK106BG	125A 6 Way TPN Board Glazed
JK108BG	125A 8 Way TPN Board Glazed
JK112BG	125A 12 Way TPN Board Glazed
JK116BG	125A 16 Way TPN Board Glazed
JK118BG	125A 18 Way TPN Board Glazed
JK124BG	125A 24 Way TPN Board Glazed

- Surface mounted steel enclosures
- Fully shrouded copper busbar, rated 25kA short circuit conditional current
- Supplied without incoming and outgoing devices
- Complies with BS EN 61439-3

SWITCH INCOMER KITS

:hager



- Fits within distribution board
- Supplied without incoming and outgoing devices
- Must only be used within Invicta 3 distribution boards

JK11003S	100A 3 Pole JK1
JK11004S	100A 4 Pole JK1
JK11253S	125A 3 Pole JK1

RCBOS

:hager



- BS EN 61009
- Sensitivities are fixed
- Flying neutral lead is 700mm

ADA106U	1P 10kA B-6A 30mA 1M A
ADA110U	1P 10kA B-10A 30mA 1M A
ADA116U	1P 10kA B-16A 30mA 1M A
ADA120U	1P 10kA B-20A 30mA 1M A
ADA125U	1P 10kA B-25A 30mA 1M A
ADA132U	1P 10kA B-32A 30mA 1M A
ADA140U	1P 10kA B-40A 30mA 1M A
ADA145U	1P 10kA B-45A 30mA 1M A

MINIATURE CIRCUIT BREAKERS 1P

:hager



- Protection of circuits against short circuits
- Protection of circuits against overload current
- Control
- Isolation

NBN106A	1P 10kA B-6A 1M
NBN110A	1P 10kA B-10A 1M
NBN116A	1P 10kA B-16A 1M
NBN120A	1P 10kA B-20A 1M
NBN125A	1P 10kA B-25A 1M
NBN132A	1P 10kA B-32A 1M
NBN140A	1P 10kA B-40A 1M
NBN150A	1P 10kA B-50A 1M
NBN163A	1P 10kA B-63A 1M
NCN106A	1P 10kA C-6A 1M
NCN110A	1P 10kA C-10A 1M
NCN116A	1P 10kA C-16A 1M
NCN120A	1P 10kA C-20A 1M
NCN125A	1P 10kA C-25A 1M
NCN132A	1P 10kA C-32A 1M
NCN140A	1P 10kA C-40A 1M
NCN150A	1P 10kA C-50A 1M
NCN163A	1P 10kA C-63A 1M

MINIATURE CIRCUIT BREAKERS 3P

:hager



- Protection of circuits against short circuits
- Protection of circuits against overload current
- Control
- Isolation

NBN306A	3P 10kA B-6A 3M
NBN310A	3P 10kA B-10A 3M
NBN316A	3P 10kA B-16A 3M
NBN320A	3P 10kA B-20A 3M
NBN325A	3P 10kA B-25A 3M
NBN332A	3P 10kA B-32A 3M
NBN340A	3P 10kA B-40A 3M
NBN350A	3P 10kA B-50A 3M
NBN363A	3P 10kA B-63A 3M
NCN306A	3P 10kA C-6A 3M
NCN310A	3P 10kA C-10A 3M
NCN316A	3P 10kA C-16A 3M
NCN320A	3P 10kA C-20A 3M
NCN325A	3P 10kA C-25A 3M
NCN332A	3P 10kA C-32A 3M
NCN340A	3P 10kA C-40A 3M
NCN350A	3P 10kA C-50A 3M
NCN363A	3P 10kA C-63A 3M



ACTI9 ISOBAR P QUICK SMART INSTALLATIONS

Schneider's Isobar distribution boards have come to represent premium levels of performance. Their latest evolution, Isobar P, further enhances this reputation by launching the first plug-on neutral and functional earth RCBO.

Acti9 Isobar P Philosophy

Acti9 Isobar P is a complete range of type tested single and three phase distribution boards for commercial and industrial applications, available in Standard, Split Metered, Meter Ready, Multi-Service and Heavy Duty variants.

Isobar P distribution boards now offer new and unparalleled reliability, protection and simplified installation whilst building on existing market leading Isobar solutions.

- Flexible and upgradeable to adapt to the evolving needs of any installation e.g. phase and neutral switching, DC, 110VAC
- Adaptable to incorporate monitoring, control and communications for asset management and analysis
- Recyclable and recoverable materials with RoHS & REACH compliance
- Exclusive new features as well as the unique Isobar disconnection function
- Enhanced discrimination and cascading performance
- Phase and neutral switching
- 5 Year distribution board warranty
- Wireless energy-sensing
- Plug-on wire-less RCBO
- Visible tripped indication
- Full IP2X internal rating

Quicker and easier to install

Bringing the flexibility of Isobar and the control and communication functionality of Acti9 to provide a comprehensive solution.

Isobar P – the new way to install RCBO connections

- Time saving due to the quick and simple plug-on technology
- Fast and efficient due to absence of functional Neutral and Earth wires to unravel and straighten
- No need to cut, dress or terminate any functional wires

Efficiency for your customers, and theirs!

Isobar P offers connectivity with the wider Acti9 offer, including control and command, flexibility and metering as well as power distribution - providing the efficiency your customers deserve.

- Designed for protection, even in the most demanding environments
- Safety matters most and Acti9 Isobar P gives you, your customers and their installations the highest level of protection available
- Offering unparalleled levels of protection and operational performance
- Connectivity to enable you to monitor, control, optimise and protect the life of your assets



DISTRIBUTION BOARDS TYPE A

SEA9APN6	Distribution Board 'P' SP 6W Type A 125A
SEA9APN10	Distribution Board 'P' SP 10W Type A 125A
SEA9APN14	Distribution Board 'P' SP 14W Type A 125A
SEA9APN18	Distribution Board 'P' SP 18W Type A 125A

DISTRIBUTION BOARDS TYPE B

SEA9BPN6	Distribution Board 'P' TP 6W Type B 250A
SEA9BPN8	Distribution Board 'P' TP 8W Type B 250A
SEA9BPN12	Distribution Board 'P' TP 12W Type B 250A
SEA9BPN18	Distribution Board 'P' TP 18W Type B 250A
SEA9BPN24	Distribution Board 'P' TP 24W Type B 250A

INCOMERS

SEA9PNI1604	INCOMER SW/DISC 'P' 4P 160A
SEA9PNI1603	INCOMER SW/DISC 'P' 3P+N 160A
SEA9PNI2503	INCOMER SW/DISC 'P' 3P+N 250A

RCBOS TYPE B

A9D56806	RCBO 'P' SPN 6A 30MA Type B
A9D56810	RCBO 'P' SPN 10A 30MA Type B
A9D56816	RCBO 'P' SPN 16A 30MA Type B
A9D56820	RCBO 'P' SPN 20A 30MA Type B
A9D56832	RCBO 'P' SPN 32A 30MA Type B

RCBOS TYPE C

A9D05806	RCBO 'P' SPN 6A 30MA Type C
A9D05810	RCBO 'P' SPN 10A 30MA Type C
A9D05816	RCBO 'P' SPN 16A 30MA Type C
A9D05820	RCBO 'P' SPN 20A 30MA Type C
A9D05832	RCBO 'P' SPN 32A 30MA Type C
A9D05840	RCBO 'P' SPB 40A 30MA Type C

3 PHASE ENCLOSED STARTERS - 415V



- Complete with thermal overload

LE1M35N708	0.75
LE1M35N710	1.5
LE1M35N712	2.2
LE1M35N714	3
LE1M35N716	4
LE1M35N721	5.5
LE1M35N722	7.5

LE1M35N708



THERMAL OVERLOAD RELAYS



- For use with LC1D 3 Pole Contactors and LE*GBT***7 enclosed starters

LRD07	1.6 to 2.5A
LRD08	2.5 to 4A
LRD10	4 to 6A
LRD12	5.5 to 8A
LRD14	7 to 10A
LRD16	9 to 13A
LRD21	12 to 18A
LRD22	16 to 24A
LRD32	23 to 32A
LRD340	30 to 40A (for Contactors LC1D**A*7 only)
LRD350	37 to 50A (for Contactors LC1D**A*7 only)
LRD365	48 to 65A (for Contactors LC1D**A*7 only)

LRD21



3 & 4 POLE CONTACTORS



LC1D09B7



3 POLE CONTACTORS

LC1D09B7	9A AC3, 25A AC1, 24V ac Coil
LC1D09F7	9A AC3, 25A AC1, 110V ac Coil
LC1D09P7	9A AC3, 25A AC1, 230-240V ac Coil
LC1D18B7	18A AC3, 32A AC1, 24V ac Coil
LC1D18F7	18A AC3, 32A AC1, 110V ac Coil
LC1D18P7	18A AC3, 32A AC1, 230-240V ac Coil
LC1D32B7	32A AC3, 50A AC1, 24V ac Coil
LC1D32F7	32A AC3, 50A AC1, 110V ac Coil
LC1D32P7	32A AC3, 50A AC1, 230-240V ac Coil
LC1D40AF7	40A AC3, 60A AC1, 110V ac Coil
LC1D40AN7	40A AC3, 60A AC1, 415V ac Coil
LC1D65AF7	65A AC3, 80A AC1, 110V ac Coil

4 POLE CONTACTORS

LC1DT25B7	25A AC1, 24V ac Coil
LC1DT25P7	25A AC1, 230-240V ac Coil
LC1DT40B7	40A AC1, 24V ac Coil
LC1DT40P7	40A AC1, 230-240V ac Coil

RELAYS



RXM4AB2P7



RUMC21JD	8 Pin 2PCO, 12V dc Coil
RUMC21BD	8 Pin 2PCO, 24V dc Coil
RUMC21B7	8 Pin 2PCO, 24V ac Coil
RUMC21F7	8 Pin 2PCO, 110V ac Coil
RUMC21P7	8 Pin 2PCO, 230-240V ac Coil
RUMC31JD	11 Pin 3PCO, 12V dc Coil
RUMC31BD	11 Pin 3PCO, 24V dc Coil
RUMC31B7	11 Pin 3PCO, 24V ac Coil
RUMC31F7	11 Pin 3PCO, 110V ac Coil
RUMC31P7	11 Pin 3PCO, 230-240V ac Coil
RXM4AB2BD	14 Pin 4PCO, 24V dc Coil
RXM4AB2B7	14 Pin 4PCO, 24V ac Coil
RXM4AB2F7	14 Pin 4PCO, 110V ac Coil
RXM4AB2P7	14 Pin 4PCO, 230-240V ac Coil

RELAY BASES



RUZC3M



RUZC2M	8 Pin Relay 2PCO Base
RUZC3M	11 Pin Relay 3PCO Base
RXE2S114M	14 Pin Relay 4PCO Base

RELAY RETAINING CLIP



- Metal hold down clip



RXZ400	14 Pin Relay Retaining Clip
--------	-----------------------------

CONTACT BLOCKS



- Can be added to ZB5AZ101/102 Head

ZBE101



ZBE101	Pack of 5 Additional 1 N/O Contact Block
ZBE102	Pack of 5 Additional 1 N/C Contact Block

CONTACT BLOCKS



- For use with any ZB5A Head

ZB5AZ101



ZB5AZ101
ZB5AZ102

Body with 1 Normally Open Contact Block
Body with 1 Normally Closed Contact Block

PUSHBUTTON HEADS



ZB5AA4



ZB5AA4
ZB5AA3
ZB5AA2

Red Pushbutton Head
Green Pushbutton Head
Black Pushbutton Head

EMERGENCY STOP PUSHBUTTON HEAD



- Trigger action latching
- Turn to release
- 30mm knob



ZB5AS834

Emergency Stop Pushbutton Head

STAYPUT SELECTOR SWITCH HEADS



ZB5AD2



ZB5AD2
ZB5AD3

2 Position Stayput Selector Switch Head
3 Position Stayput Selector Switch Head

2 POSITION STAYPUT KEYSWITCH HEAD



- 2 position
- Black plastic
- Non-illuminated



ZB5AG2

2 Position Stayput Keyswitch Head

CONTROL STATIONS



XALD324



XALD213

Start/Stop Pushbutton Control Station - Start Button has 1 N/O Contact, Stop has 1 N/C Contact

XALD222

Raise/Lower 2 Pushbutton Control Station - Each Direction Button has 1 N/O Contact

XALD324

Raise/Lower/Stop Control Station - Each Direction Button has 1 N/O Contact, Stop has 1 N/C Contact

EMERGENCY STOP CONTROL STATIONS



- Trigger action latching
- Turn to release
- 40mm knob



XALK178F

Emergency Stop Control Station 1 N/C Contact

EMPTY ENCLOSURES



- Empty control station



XALD01

Empty Enclosure Single Hole

XALD02

Empty Enclosure Two Hole

XALD03

Empty Enclosure Three Hole

SUPER BRIGHT LED LAMPS



XB7EV04GP



XB7EV04BP

Red Super Bright LED Lamp 24V DC / 24V AC

XB7EV04GP

Red Super Bright LED Lamp 110V AC

XB7EV04MP

Red Super Bright LED Lamp 230 / 240 V AC

XB7EV03BP

Green Super Bright LED Lamp 24V DC / 24V AC

XB7EV03GP

Green Super Bright LED Lamp 110V AC

XB7EV03MP

Green Super Bright LED Lamp 230 / 240 V AC

METAL INDUSTRIAL FLAT BOXES



- Spacial SBM
- Grey steel
- Sturdy
- Good ingress protection
- Easy installation



NSYSBM15158	Metal Industrial Flat Box 150x150x80
NSYSBM15208	Metal Industrial Flat Box 150x200x80
NSYSBM20208	Metal Industrial Flat Box 200x200x80
NSYSBM203012	Metal Industrial Flat Box 200x300x120
NSYSBM151512	Metal Industrial Flat Box 150x150x120
NSYSBM152012	Metal Industrial Flat Box 150x200x120
NSYSBM202012	Metal Industrial Flat Box 200x200x120
NSYSBM303012	Metal Industrial Flat Box 300x300x120
NSYSBM204012	Metal Industrial Flat Box 200x400x120

FIXING LUGS



- Spacial SBM
- Steel



NSYAEFPFSB	4 x External Fixing Lugs
NSYAEFTB	Set of 4 Wall Fixing Lugs for TBS Boxes

DIN MOUNTING RAIL FOR BOX



- Spacial SBM
- Steel



NSYAMRD40357SB	DIN 35x7,5 Rail for Box 400
NSYAMRD15357SB	DIN 35x7,5 Rail for Box 150
NSYAMRD20357SB	DIN 35x7,5 Rail for Box 200
NSYAMRD30357SB	DIN 35x7,5 Rail for Box 300
NSYAMRD11357TB	DIN 35x7,5 Rail for Box 116
NSYAMRD16357TB	DIN 35x7,5 Rail for Box 164
NSYAMRD19357TB	DIN 35x7,5 Rail for Box 192
NSYAMRD24357TB	DIN 35x7,5 Rail for Box 241
NSYAMRD29357TB	DIN 35x7,5 Rail for Box 291
NSYAMRD34357TB	DIN 35x7,5 Rail for Box 341

ABS INDUSTRIAL BOX



- Thalassa TBS
- Grey ABS



NSYTBS775	ABS Industrial Box 74x74x54 lo
NSYTBS11116	ABS Industrial Box 116x116x62 lo
NSYTBS1397	ABS Industrial Box 138x93x72 lo
NSYTBS16128	ABS Industrial Box 164x121x87 lo
NSYTBS19128	ABS Industrial Box 192x121x87 lo
NSYTBS19168	ABS Industrial Box 192x164x87 lo
NSYTBS191610H	ABS Industrial Box 192x164x105 hi
NSYTBS24198	ABS Industrial Box 241x192x87 lo
NSYTBS241910H	ABS Industrial Box 241x192x105 hi
NSYTBS241912H	ABS Industrial Box 241x192x128 hi
NSYTBS29248	ABS Industrial Box 291x241x87 lo
NSYTBS342912	ABS Industrial Box 341x291x128 lo

METAL MOUNTING PLATES



- Spacial SBM
- Steel



NSYMM24SB	Metal Mounting Plate 200x400
NSYMM33SB	Metal Mounting Plate 300x300
NSYMM23SB	Metal Mounting Plate 200x300
NSYMM22SB	Metal Mounting Plate 200x200
NSYMM12SB	Metal Mounting Plate 150x200
NSYMM11SB	Metal Mounting Plate 150x150

WHY CHOOSE TNR?



- 12 branches
- Same day delivery
- Guaranteed stock
- Knowledgeable staff
- Excellent value and choice
- 20,000+ products in stock
- Great deals, every day
- Trade accounts

OFFSET BOLTED FUSES



HRC FUSE FIX 37.5 12 DIA

STD2	HRC Fuse 2A Fix 37.5 12 DIA
STD6	HRC Fuse 6A Fix 37.5 12 DIA
STD10	HRC Fuse 10A Fix 37.5 12 DIA
STD16	HRC Fuse 16A Fix 37.5 12 DIA
STD20	HRC Fuse 20A Fix 37.5 12 DIA
STD25	HRC Fuse 25A Fix 37.5 12 DIA

HRC FUSE FIX 44.5 13.8 DIA

NITD2	HRC Fuse 2A Fix 44.5 13.8 DIA
NITD4	HRC Fuse 4A Fix 44.5 13.8 DIA
NITD6	HRC Fuse 6A Fix 44.5 13.8 DIA
NITD10	HRC Fuse 10A Fix 44.5 13.8 DIA
NITD16	HRC Fuse 16A Fix 44.5 13.8 DIA
NITD20	HRC Fuse 20A Fix 44.5 13.8 DIA
NITD25	HRC Fuse 25A Fix 44.5 13.8 DIA
NITD32	HRC Fuse 32A Fix 44.5 13.8 DIA

HRC FUSE FIX 73 24MM DIA

AA02	HRC Fuse 2A Fix 73 24mm DIA
AA04	HRC Fuse 4A Fix 73 24mm DIA
AA06	HRC Fuse 6A Fix 73 24mm DIA
AA010	HRC Fuse 10A Fix 73 24mm DIA
AA016	HRC Fuse 16A Fix 73 24mm DIA
AA020	HRC Fuse 20A Fix 73 24mm DIA
AA025	HRC Fuse 25A Fix 73 24mm DIA
AA032	HRC Fuse 32A Fix 73 24mm DIA
AA032M40	HRC Fuse 32/40A Fix 73 24mm DIA
AA032M50	HRC Fuse 32/50A Fix 73 24mm DIA
AA032M63	HRC Fuse 32/63A Fix 73 24mm DIA

HRC FUSE FIX 73 21.4 DIA

BA035	HRC Fuse 35A Fix 73 21.4 DIA
BA040	HRC Fuse 40A Fix 73 21.4 DIA
BA050	HRC Fuse 50A Fix 73 21.4 DIA
BA063	HRC Fuse 63A Fix 73 21.4 DIA
BA063M100	HRC Fuse 63/100A Fix 73 21.4 DIA
BA063M80	HRC Fuse 63/80A Fix 73 21.4 DIA

HRC FUSE FIX 94 21.4 DIA

CE032	HRC Fuse 32A Fix 94 21.4 DIA
CE050	HRC Fuse 50A Fix 94 21.4 DIA
CE063	HRC Fuse 63A Fix 94 21.4 DIA
CE080	HRC Fuse 80A Fix 94 21.4 DIA
CE0100	HRC Fuse 100A Fix 94 21.4 DIA
CE0100M125	HRC Fuse 100/125A Fix 94 21.4 DIA
CE0100M160	HRC Fuse 100/160A Fix 94 21.4 DIA

HRC FUSE FIX 94 31 DIA

DE0125	HRC Fuse 125A Fix 94 31 DIA
DE0160	HRC Fuse 160A Fix 94 31 DIA
DE0200	HRC Fuse 200A Fix 94 31 DIA
DE0200M250	HRC Fuse 200A Motor Rated 250A



OFFSET BLADE FUSES



HRC FUSE L48 12 DIA

SSD2	HRC Fuse 2A L48 12 DIA
SSD4	HRC Fuse 4A L48 12 DIA
SSD6	HRC Fuse 6A L48 12 DIA
SSD10	HRC Fuse 10A L48 12 DIA
SSD16	HRC Fuse 16A L48 12 DIA
SSD25	HRC Fuse 25A L48 12 DIA
SSD32	HRC Fuse 32A L48 12 DIA

HRC FUSE L58.7 13.8 DIA

NSD2	HRC Fuse 2A L58.7 13.8 DIA
NSD4	HRC Fuse 4A L58.7 13.8 DIA
NSD6	HRC Fuse 6A L58.7 13.8 DIA
NSD10	HRC Fuse 10A L58.7 13.8 DIA
NSD16	HRC Fuse 16A L58.7 13.8 DIA
NSD20	HRC Fuse 20A L58.7 13.8 DIA
NSD25	HRC Fuse 25A L58.7 13.8 DIA
NSD32	HRC Fuse 32A L58.7 13.8 DIA

HRC FUSE CLIP

ESD16	HRC Fuse Clip in 16 Amp
ESD20	HRC Fuse Clip in 20 Amp
ESD40	HRC Fuse Clip in 40A 65x17
ESD50	HRC Fuse Clip in 50A 65x17
ESD63	HRC Fuse 63A

HRC FUSE HOUSE SERVICE

C55	HRC Fuse 5A House Service
C1515	HRC Fuse 15A House Service
C1520	HRC Fuse 20A House Service
C3030	HRC Fuse 30A House Service
C4040	Fuse 240V 40A Orange

HRC FUSE 31.5X8.5 DIA

C08G4	HRC Fuse 4A 31.5x8.5 DIA
C08G6	HRC Fuse 6A 31.5x8.5 DIA
C08G10	HRC Fuse 10A 31.5x8.5 DIA
C08G16	HRC Fuse 16A 31.5 Fix 8.5 DIA

KR85 HRC FUSE

60KR85	HRC Fuse 60A
80KR85	HRC Fuse 80A 22.2mm DIA

LR85 HRC FUSE

60LR85	HRC Fuse 63A
80LR85	HRC Fuse 80A 30.16mm DIA
100LR85	HRC Fuse 100A House Service

FUSE

1PTC	Fuse 1A C180-1
2PTC	Fuse 2A C180-2
NPF3	Fuse 3A
NPF5	Fuse 5A
7PTC	Fuse 7A C180-7
10PTC	Fuse 10A C180-10
NPF13	Fuse 13A



QUICK ACTING FUSES



S500/100	Fuse 100MA Quick Acting
S500/160	Fuse 160MA Quick Acting
S500/250	Fuse 250MA Quick Acting
S500/315	Fuse 315MA Quick Acting
S500/500	Fuse 500MA Quick Acting
S500/630	Fuse 630MA Quick Acting
S500/800	Fuse 800MA Quick Acting



S500/1	Fuse 1A Quick Acting
S500/1.6	Fuse 1.6A Quick Acting
S500/2	Fuse 2A Quick Acting
S500/2.5	Fuse 2.5A Quick Acting
S500/3.15	Fuse 3.15A Quick Acting
S500/4	Fuse 4A Quick Acting
S500/6.3	Fuse 6.3A Quick Acting



8 ZONE ALARM PANEL OPTIMA

Honeywell

- Styled robust polycarbonate enclosure
- Digital communicator outputs
- Supports speech dialler extension
- Non Volatile Memory (NVM) for protection of engineer program
- Tamper protection
- Panic attack input
- Extension speaker capability
- Fuse protected outputs



8EP396

8 Zone Alarm Panel Optima

RESON8 WHITE/BLUE BELL BOX

Honeywell

- Dual anti-tamper operation
- 115dB Sounder output
- Fully integrated sounder/strobe
- Twin LED status indication
- Sounder timer selection
- Self-activating cut-off timer



8EP420

Reson8 White/Blue Bell Box

ACCENTA RKP REMOTE KEY PAD

Honeywell

- Up to 4 keypads per control panel
- On-board PA facility
- Illuminated keys
- Full LED status indication
- Can be mixed with Accenta LCD keypads
- Entry / exit tones



8EP416

Accenta RKP Remote Key Pad

RESON8 DUMMY BELL BOX

Honeywell

- White alarm box (no electronics)
- Visual deterrent to any potential burglars/intruders



8EP425

Reson8 Dummy Bell Box

LCD KEY PAD OPTIMA/ACCENTA

Honeywell

- Up to 4 keypads per control panel
- PA keys
- Illuminated keys
- Full LED status indication
- Can be mixed with Accent LCD keypads
- Entry / exit tones



8EP417A

LCD Key Pad for Optima/Accenta

8 ZONE PANEL MINI

Honeywell

- Up to 4 Accenta RKP per system
- 3 part set programmes
- 4 access codes
- Chime
- Panic attack input
- Tamper input
- Walk test facilities
- Quick set feature
- Digital communicator outputs
- Outputs for external siren and strobe
- 250 event memory (LCD keypad), 8 event memory (LED keypad)
- Battery capacity of up to 2.1Ah



8SP399A

8 Zone Panel Mini comes with LCD Keypad

8 ZONE BLANK PANEL

Honeywell

- Up to 4 LED or LCD RKPs per system
- 3 part set programmes
- 4 access codes
- Chime
- Panic attack input
- Tamper input
- 8 event memory (LED keypad)
- Walk test facility
- Quick set feature
- Digital communicator outputs
- Outputs for external siren and strobe
- Battery capacity of up to 2.1Ah



8SP400

8 Zone Blank Panel comes with RKP Accenta

ACTIV8 PIR 4.67

Honeywell

- Selectable pet immunity weights
- 18mx18m PIR detection range
- Variable pulse width and PIR sensitivity adjustments
- Sealed optics for high-reliability detection
- Discrete - only 90mm high
- Dimensions (H x W x D): 90 x 59 x 37mm
- Choice of ceiling, wall, or corner mounting bracket (bracket included)



IS312B

Activ8 PIR 4.67

INTERNAL SOUNDER

Honeywell

- Voltage: 9-18 Vdc
- Siren: 107dB
- Operating temp: -20 to +60°C
- Humidity: 5%-95%
- Housing: white, durable ABS plastic entry
- Dimensions (H x W x D): 110 x 95 x 46mm



SONIT1

Internal Sounder

2.1AMP ALARM BATTERY

Honeywell

- Powers system in event of power failure
- Size: 64 (including terminals) x 179 x 35mm



TNR2.4AMPBAT 2.1AMP Alarm Battery

FULL HD WIRE FREE CCTV SYSTEM



HDview

- FHDV4KBWF** 4 Channel Full HD 500GB Wire Free CCTV System
- FHDV4KBWF1TB** 4 Channel Full HD 1TB Wire Free CCTV System
- FHDV4KBWF2TB** 4 Channel Full HD 2TB Wire Free CCTV System
- FHDV4KBWF4TB** 4 Channel Full HD 3TB Wire Free CCTV System

- Wire free 1080p CCTV kit
- 2 camera kit expandable to 4 cameras
- Offers 150 meter wire free open field range
- 2 x 2MP HD day/night bullet cameras (PSUs Included)
- Remote Cloud monitoring via LAN connection
- Hard drive options: 500GB, 1TB, 2TB or 4TB
- Mobile monitoring with Android or iPhone ESP APP
- Triplex operation – Playback / Record / Remote view simultaneously
- VGA or HDMI output (HDMI lead supplied)
- Recording options – Continuous / Scheduled / Motion
- USB back up of recordings for easy evidence transfer
- Mouse driven comprehensive user interface
- Silent fan less operation

WIRELESS HD SECURITY CAMERA

REMOTE VIEWING VIA SMARTPHONE FROM ANYWHERE



The Wireless HD Security Camera brings you remote viewing via smartphone from anywhere, with an immediate notification push. The HD Security Camera features a full HD 1080p lens, WIFI, wide-angle vision with PIR monitoring, advanced motion sensor, infrared night vision and two-way audio. Supplied with an 8GB micro SD card and a long life rechargeable battery (lasts up to 6 months per charge).

- HD 1080p lens with 166 degree wide angle vision
- PIR monitoring, advanced motion sensor and alerts
- Clear image day or night with Infrared Night Vision
- Remote viewing via smartphone App
- 8GB micro SD card included (supports up to 32gb)
- Long life rechargeable batteries included (3350mah)
- Includes wall bracket and fixings

CURVCC01

Wireless HD Camera



WIRELESS HD VIDEO DOORBELL

ANSWER THE DOOR FROM ANYWHERE



The Wireless HD Video Doorbell supports remote viewing via smartphone from anywhere, with an immediate notification push. The HD Video Doorbell features a full HD 1080p lens, Wi-Fi, wide angle vision with PIR monitoring, advanced motion sensor, infrared night vision and two-way audio. Supplied with an 8GB micro SD card and a long life rechargeable battery (lasts up to 6 months per charge) and tool kit.

- HD 1080p lens with 166 degree wide angle vision
- PIR monitoring, advanced motion sensor and alerts
- Clear image day or night with infrared night vision
- Remote viewing via smartphone App
- No cloud storage subscription required
- Includes indoor mains powered plug-in doorbell chime
- Record directly to your smartphone or tablet for safe keeping

CURDB01

Wireless HD Video Doorbell



WIRELESS DOORBELL

COMPLETELY WIRELESS AND REQUIRES NO BATTERIES



Simply plug the doorbell receiver into a convenient socket anywhere in the house. Stick the doorbell button on your front door or wall, there is a confirmation LED when the door bell is pushed. With a range of up to 30m, you will have little problem maintaining the connection. This wireless doorbell can work through walls and doors, making it ideal for any home. The chimes and volume are easily changeable, simply use the buttons on the side of the receiver.

- Self powered push button with receiver
- No batteries required
- Up to 30 metre range
- Multiple chimes and volume levels
- Easy installation, simply plug and play
- 5 year warranty

CURVWB01

Wireless Doorbell




WIRELESS HOME ALARM KIT

YOUR HOME SECURITY SYSTEM IN A BOX

cürv

- Quick disarm at the Control Panel by RFID Contactless Tag
- Use the Free Smartphone App to arm, disarm your system remotely even when you're not at home
- Adjustable entry / exit delay
- Pet-friendly PIR motion sensor
- Simple to use 2.4-inch TFT colour display screen
- Wi-Fi / GSM / 3G / GPRS network alarm
- Control your system remotely
- Indoor wireless strobe siren
- Zone naming for easy identification
- Tamper protection and alarm Log
- All batteries included
- SMS text alerts for: arming/disarming, intruder, tamper, power failure and recovery
- Control Panel – automatic backup battery low power alert
- Wireless Accessories – no disruption to decoration/carpets with wires
- Waterproof solar powered external alarm bell / visual deterrent with LED indicator and Siren



Our Alarm Box Contains...

- 4 x Remotes with Panic Alarm
- 4 x Arm & Disarm Tag
- 2 x Wireless Door / Window Contacts
- 1 x Smart Dual Network Control Panel
- 4 x Wireless Indoor Pet Sensitive PIR
- 1 x Wireless Indoor Alarm Siren
- 1 x Wireless Solar External Siren



CURVAL01

Wireless Home Alarm Kit

Are you signed up to receive the T.N. Robinson bi-weekly Email Newsletter?

Receive information on our latest events, offers and promotions directly to your inbox.

Visit www.tnr.co.uk and click on the 'Newsletter Signup' form



3000 SERIES OPTICAL SMOKE ALARM



- Mains powered alarm
- 10 year rechargeable lithium battery back-up
- More responsive to smouldering fires
- High performance optical sensor
- Easi-fit base
- Fit in Hallways, Landings and Living Rooms
- Add an Ei3000MRF SmartLINK module for wireless interconnection and data extraction
- AudioLINK data extraction technology
- 5 year warranty



Ei3016 Optical Smoke Alarm

3000 SERIES MULTI-SENSOR HEAT & CO ALARM



- Mains powered alarm
- 10 year rechargeable lithium battery back-up
- Contains both a Heat and Electrochemical CO sensor - Heat and CO coverage in one alarm
- Heat or CO indicator on alarm head
- Easi-fit base
- Add an Ei3000MRF SmartLINK module for wireless interconnection and data extraction
- AudioLINK data extraction technology
- 5 year warranty



Ei3028 Multi-Sensor Heat and CO Alarm

3000 SERIES HEAT DETECTOR ALARM



- Mains powered alarm
- 10 year rechargeable lithium battery back-up
- Responds to heat build-up from large flaming fires
- Heat sensor triggers at 58°C
- Easi-fit base
- Fit in Kitchens and Garages
- Add an Ei3000MRF SmartLINK module for wireless interconnection and data extraction
- AudioLINK data extraction technology
- 5 year warranty



Ei3014 Heat Detector Alarm

3000 SERIES MULTI-SENSOR FIRE ALARM



- Mains powered alarm
- 10 year rechargeable lithium battery back-up
- Contains both an Optical and Heat sensor for a total fire response
- Easi-fit base
- Fit in Hallways, Landings, Living Rooms, Dining Rooms & Bedrooms
- Add an Ei3000MRF SmartLINK module for wireless interconnection and data extraction
- AudioLINK data extraction technology
- 5 year warranty



Ei3024 Multi-Sensor Fire Alarm

3000 SERIES CARBON MONOXIDE ALARM



- Mains powered alarm
- 10 year rechargeable lithium battery back-up
- Proven Electrochemical CO sensor
- Easi-fit base
- Add an Ei3000MRF SmartLINK module for wireless interconnection and data extraction
- AudioLINK data extraction technology
- 5 year warranty



Ei3018 Carbon Monoxide Alarm

3000 SERIES SMARTLINK MODULE



- Powered from alarm head
- Add to an Ei3000 series alarm to allow for SmartLINK interconnection and data extraction
- Interconnect up to 12 alarms and devices wirelessly
- Full visibility of your connected SmartLINK systems
- Forecast alarm replacements and maintenance
- Transmits, receives and repeats RF specific data
- Unique House Coding feature
- 5 year warranty



Ei3000MRF SmartLINK Module

140 SERIES OPTICAL SMOKE ALARM



- Mains powered alarm
- 9V Alkaline battery back-up
- More responsive to smouldering fires
- Proven optical sensor with insect screen
- Fit in Hallways, Landings and Living Rooms
- 5 year warranty



EI146RC Optical Smoke Alarm

160 SERIES OPTICAL SMOKE ALARM



- Mains powered alarm
- Rechargeable Lithium battery back-up
- More responsive to smouldering fires
- Proven optical sensor with insect screen
- Fit in Hallways, Landings and Living Rooms
- 5 year warranty



EI166E Optical Smoke Alarm

140 SERIES HEAT DETECTOR ALARM



- Mains powered alarm
- 9V Alkaline battery back-up
- Responds to heat build-up from large flaming fires
- Heat sensor triggers at 58°C
- Fit in Kitchens and Garages
- 5 year warranty



EI144RC Heat Detector Alarm

160 SERIES HEAT DETECTOR ALARM



- Mains powered alarm
- Rechargeable Lithium battery back-up
- Responds to heat build-up from large flaming fires
- Heat sensor triggers at 58°C
- Fit in Kitchens and Garages
- 5 year warranty



EI164E Heat Detector Alarm

140 SERIES IONISATION SMOKE ALARM



- Mains powered alarm
- 9V Alkaline battery back-up
- More responsive to flaming fires
- Proven long life ionisation sensor
- Fit in Bedrooms
- 5 year warranty



EI141RC Ionisation Smoke Alarm

160 SERIES IONISATION SMOKE ALARM



- Mains powered alarm
- Rechargeable Lithium battery back-up
- More responsive to flaming fires
- Proven long life ionisation sensor
- Fit in Bedrooms
- 5 year warranty



EI161E Ionisation Smoke Alarm

RADIOLINK ALARM CONTROLLER



One button - three functions.

- Lithium battery powered (sealed in)
- Completely wire free installation
- Connects wirelessly with all other Aico wireless interconnection products
- LEDs for a visual display of Fire or Carbon Monoxide alarm activation
- 10 year life
- 5 year warranty



EI450 Radiolink Alarm Controller

IONISATION SMOKE ALARM



- 9V Zinc battery powered
- Fit in Bedrooms
- 5 year warranty



EI100BNX Ionisation Smoke Alarm

RADIOLINK BASE



Add this to the 2110, 160 & 140 series alarms for Radiolink wireless interconnection.

- Mains powered alarm
- 10 year rechargeable lithium battery back-up
- Eliminates tricky wiring runs
- Saves time, mess and money
- Makes it easier to add in new alarms and accessories
- 5 year warranty



EI168RC Radiolink Base

CARBON MONOXIDE ALARM



- Lithium battery powered (sealed in)
- Memory feature showing last recorded Carbon Monoxide level
- 5 year warranty



EI208W Carbon Monoxide Alarm

RADIOLINK+ MODULE



Radiolink+ uses radio frequency signals to link alarms together making installation easier.

- Add to an Ei160e series alarm to allow for Radiolink+ interconnection and data extraction
- Eliminates tricky wiring runs
- Saves time, mess and money
- Makes it easier to add in new alarms and accessories
- Data extraction capabilities
- 5 year warranty



EI100MRF Radiolink+ Module

CARBON MONOXIDE ALARM & CONTROL SWITCH



- Mains powered alarm
- Lithium battery back-up
- 10 year lifespan
- Must be used with EI529RC Alarm Control Switch
- Identifies triggered alarms
- Tests and silences activated alarms
- 5 year warranty



EI261 Carbon Monoxide Alarm
EI529RC Alarm Control Switch for EI261



THE WORLD'S SMALLEST SMOKE DETECTOR DISCREET DETECTORS, PACKED WITH BIG FEATURES!

The award winning mini Photoelectric Smoke Alarm is the world's smallest, meaning that it's perfect for use in the home, in caravans and in garden sheds.

It comes with a 2 year guarantee, a penetrating sound at 90dB(A) at 2 metres, a 10 minute pause option, 30 day low battery warning and uses a unique "smart clip" ceiling mechanism for installation. Great value for money and environmentally friendly, it is approved to the latest standards including EN14604.

- Small but loud – 90dB at 2m
- Red LED alert indication
- Only 4cm diameter (about the size of an egg!)
- Toast proof! Reduced false alarms from cooking
- CE EN14604 EN60065 RoHS REACH
- 5 year or 10 year lithium Ion battery included

NUG35940 5 Year Mini Optical Smoke Detector
NUG35941 10 Year Mini Optical Smoke Detector



4 ZONE CONVENTIONAL PANEL



- 4 programmable zones
- Active end of line monitoring and head removal
- 30 fire detectors per zone
- Unlimited number of call points per zone
- Integral evacuate alarm button
- 'Class change' facility
- Enable/disable security key
- One man walk test facility
- Volt free fire change over relay
- Volt free fault change over relay
- Individual sounder circuit fault ID
- Individual zone/sounder isolate
- Certified to EN54-2/4
- Requires only 1x12v battery
- MAG4P - ABS casing
- Dimensions: 340 x 290 x 100mm
- Weight: 2.5Kg
- Max detectors per zone: 30

MAG4P 4 Zone Conventional Fire Panel

8 ZONE CONVENTIONAL PANEL



- Up to 16 programmable zones
- Up to 16 sounder circuits
- Active end of line monitoring and head removal
- Up to 32 fire detectors per zone
- Unlimited number of call points per zone
- Integral evacuate alarm button
- Repeater facility and 'Class change' facility
- Enable/disable security key
- One man walk test facility
- Volt free fire/fault change over relay
- Individual sounder circuit fault ID
- Individual zone/sounder isolate
- Alarm delay options
- Certified to EN54-2/4
- Requires 1 x 12V batteries
- ABS casing
- Dimensions: 456 x 350 x 125mm
- Weight: 4.2Kg
- Max detectors per zone: 32

MAG816 8 Zone Conventional Fire Panel

4 ZONE CONVENTIONAL FIRE ALARM KIT

esp



KIT CONTAINS:

- MAG4P 4 zone fire panel
- 5 x PSD-2 Optical smoke detectors complete with base
- 1 x FHD-2 Fixed temperature heat detector complete with base
- 2 x SCP-2R Resettable call points
- 2 x BA-2R Banshee sounders
- 1 x BAT7 12v 7.0ah SLA battery



MAG4P



PSD-2 x 5



FHD-2 x 1



SCP-2R x 2



BA-2R x 2



BAT7 x 1

FLK4PH

4 Zone Conventional Fire Alarm Kit

FIRE ISOLATOR SWITCH

esp




- Surface or flush mounting
- Complies with BS5839 Part1
- Provides a secure method of isolating the mains supply to a fire system control panel
- Assists with essential maintenance for fire protection systems
- Provides a secure switch to counter against malicious operation
- Operation restricted to authorised key holders
- Includes spare key

MAGISORP

Fire Isolator Switch


Contact your local
TNR branch to arrange a
Fire Design Scheme



RED CALLPOINT SURFACE MOUNTING & SINGLE SPARE CALLPOINT KEY

esp

- Surface or flush mounting
- Complete with surface back box



Reset key for SCP2R



SCP2-R
SCP2RK

Resettable Callpoint
Single Spare Call Point Key

**SAME
DAY
DELIVERY**

on all stocked products!*

* Check with your local branch for details



THESE FIRELINE DETECTORS PROVIDE A PERFECT COMPLIMENT TO THE FIRELINE MAG PANELS

COMBINED SMOKE/HEAT DETECTOR & BASE



Approval / Class: EN54-7, EN54-5 / A1R
 Operating Voltage: 9 - 30VDC
 Standby Current: < 60µA @ 24v
 Alarm Current: 49mA @ 24v
 Wire Gauge: 0.4mm - 2.0mm TWIN
 Operating Temp.: -10°C to 60°C
 Test Facility: Simulated Smoke/Heat
 Supplied with a diode base



CSD-2 Conventional Combined Optical Smoke & Fixed Heat Detector

RED BANSHEE SOUNDER



- Sound output @ 1m 89 - 110 dBA
- Current - 3-39mA



IP45

BA-2R Red Banshee Sounder

OPTICAL SMOKE DETECTOR & BASE



Approval / Class: EN54-7 / N/A
 Operating Voltage: 9 - 30VDC
 Standby Current: < 60µA @ 24v
 Alarm Current: 49mA @ 24v
 Wire Gauge: 0.4mm - 2.0mm TWIN
 Operating Temp.: -10°C to 60°C
 Test Facility: Simulated Smoke
 Supplied with a diode base



PSD-2 Conventional Optical Smoke Detector & Base

DEEP RED BASE FOR BANSHEE SOUNDER



- Sounder Base for BA-2R and CB-1R



IP45

BA-DB Deep Red Base For Banshee Sounder

FIXED TEMP HEAT DETECTOR & BASE



Approval / Class: EN54-5 / A2S
 Operating Voltage: 9 - 30VDC
 Standby Current: < 60µA @ 24v
 Alarm Current: 49mA @ 24v
 Wire Gauge: 0.4mm - 2.0mm TWIN
 Operating Temp.: -10°C to 60°C
 Test Facility: Heat Source
 Supplied with a diode base



FHD-2 Conventional Fixed Temp Heat Detector & Base

COMB RED BANSHEE SOUND AND STROBE



- Sound output - 89 - 110 dBA
- Flash rate - 60/minute
- Current - 40mA plus sounder



IP45

CB-1R Banshee Sounder and Strobe

RATE OF RISE HEAT DETECTOR & BASE



Approval / Class: EN54-5 / A1R
 Operating Voltage: 9 - 30VDC
 Standby Current: < 60µA @ 24v
 Alarm Current: 49mA @ 24v
 Wire Gauge: 0.4mm - 2.0mm TWIN
 Operating Temp.: -10°C to 60°C
 Test Facility: Heat Source
 Supplied with a diode base



RHD-2 Conventional Rate of Rise Heat Detector & Base

DETECTOR BASE SOUNDER



- Sound output @ 1m - 93 dBA
- Current - 18mA



DBS-1 Detector Base Sounder

CONVENTIONAL FIRE CONTROL PANELS



These panels provide a solution to any conventional system requirement. The advanced features include a simple user test facility, class change contacts, battery voltage alarms and charger temperature compensation.



FEATURES

- Flexible, high specification system
- Simple "one-shot" auto-reset user test
- Maintenance free with auto reset
- Class change and programmable fire/fault relay as standard

BENEFITS

- Compact design
- Surface or semi-flush mounting
- Numerical access code (no lost keys)

FX2202 2 Zone Panel
FX2204CPD 4 Zone Panel

CONVENTIONAL HEAT DETECTORS



Specifically designed to operate with JSB control panels and to be used in environments where the ambient conditions might cause false alarms if smoke detection were to be used, for example where there is a high level of dust, fumes, steam or smoke under normal conditions.

FEATURES

- Quick and simple to install
- Stylish low profile design
- 360° viewable LED
- Removable detector chamber
- Drift compensation

BENEFITS

- 'Clean me' feature means detector can be cleaned on site
- Common mounting base
- Positive 'lock' indication



FXN524 Heat Sensor (Fast)
FXN525 Heat Sensor (High)
FXN526 Heat Sensor (Medium)

OPTICAL SMOKE DETECTOR



Suitable for most applications giving the fastest response to slow burning or smouldering fires which give rise to large visible smoke particles.

- Stylish low profile design
- 360° viewable LED
- Removable detector chamber
- Drift compensation
- Requires common mounting base



FXN533 Optical Smoke Detector

COMMON MOUNTING BASE



The common mounting base has been specifically designed to be compatible with the JSB range of conventional detectors.



FXN520 Common Mounting Base

CONVENTIONAL REMOTE INDICATOR



Designed to provide discreet remote indication for use with JSB conventional detectors.



FX251D Remote Indicator

CONVENTIONAL CALL POINT & ACCESSORIES



Attractively designed, simple to install and specifically developed to be compatible with JSB conventional fire panels.

- Surface or flush mountable
- Heavy duty terminal
- Hinged clear cover (sold separately)



FX201 Conventional Manual Callpoint
MBGHCC Clear Hinged Cover for JSB Callpoint
MFBGKEY3 Spare Callpoint Key
FX5G Spare Callpoint Glass



SOUNDER BEACON



- Volume control
- Easy installation
- Pre-drilled cable entries



FXROLPWR 24V Red Sounder Beacon

INTERNAL METAL BELL



- High sound output
- Multi-fixing base
- Low current consumption



FX006 24V Metal Bell - 150mm

LOW PROFILE SURFACE SOUNDER



- Low profile design
- Pre-drilled cable entries
- 32 selectable tones



FX002 Red Surface Sounder

WALL SOUNDER



- Choice of tones
- Variable volume
- Ideal for high ambient noise areas



FX007 24V High Output Electronic Sounder

ELECTRONIC SOUNDER



- Easy installation
- Volume control
- Discreet design
- Flush mounted



FX003 Red Electronic Sounder

DETECTOR BASE SOUNDER



- Discreet design
- Simple installation
- Blanking plate available
- Shallow base



MDS824 Electronic Detector Base Sounder

ELECTRONIC SOUNDER



- Easy installation
- Volume control
- Discreet design
- Flush mounted



FX003W White Electronic Sounder

WEATHERPROOF SOUNDER



- Low profile design
- 32 selectable tones
- Pre-drilled cable entries
- Deep base



MWS424DB Weatherproof Sounder

FIRE SAFETY CLIP RANGE



TO COMPLY WITH BS 5839-1, FIRE SAFETY CLIPS MUST BE USED ON ESCAPE ROUTES



Range of innovative Firefly fire safety clips for plastic trunking and other applications.

- Spring-loaded design for easy addition and removal
- Zinc plated and white powder coated steel

FFC2M-KIT	200 x Internal Clips for 25 x 16 Trunking, 200 Masonry Screws, Washers and 1 x 4mm Drill
FFC2C-KIT	100 x Internal Clips for 25 x 16 Trunking, 100 Cavity Fixings & Screws
FFC4M-KIT	100 x Internal Clips for 40 x 25 Trunking, 100 Masonry Screws, Washers and 1 x 4mm Drill
FFC4C-KIT	50 x Internal Clips for 40 x 25 Trunking, 50 Cavity Fixings and Screws
FFRC20	100 x 20mm Conduit Clips Zinc



**MELT POINT
OVER 1000°C!**

**FFRC20
Round Conduit Clip**

FIRE RATED METALLIC TWIN & EARTH CABLE CLIPS

HELPING YOU TO COMPLY WITH THE 18TH EDITION REGULATIONS



The 18th Edition brings a significant change as wiring systems are required to be supported throughout an installation, such that they will not be liable to premature collapse in the event of a fire.

There are no applications excluded - trunking, conduit and cabling fixed to surfaces of the building or attached to cable support systems must all have fire-resisting supports in place. Whilst not every fixing must be metal, the installer must ensure that there is an adequate number in place.

ISM99955	100 x Fire Rated Cable Clip Size 1 (1 - 2.5mm ² T&E)
ISM99960	100 x Fire Rated Cable Clip Size 2 (4 - 6mm ² T&E)
ISM99990	Cable Clip Tub 18th Edition - 400 x 1-1.5mm ² Plastic Clips 400 x 2.5mm ² Plastic Clips 200 x 1-2.5mm ² Metallic Clips



**TESTED
TO 930°C!**

- Manufactured from steel for strength and rigidity
- Fully tested in accordance with fire standards
- For use in conjunction with standard PE cable clips

LINIAN FIRE CLIP



**IS THIS THE WORLD'S FASTEST,
SAFEST, SIMPLEST FIRE CLIP?**



**MAXIMUM EFFICIENCY,
MINIMUM COST**

- Work fast: 70% faster to install than traditional methods
- Dramatically reduces labour costs
- Tested to London Underground Standard, BSEN50200 and meets recommendations for Fire Rated Cable Fixings BS7671 Amendment 3
- Unique design accelerates installation and enables tidy finishes

1LCR9112	Linian Fire Clip Double 9-11mm
1LCR911	Linian Fire Clip Single 9-11mm

DISABLED TOILET ALARM KIT

'EVERYTHING IN ONE BOX'



**QUICK AND
SIMPLE
INSTALLATION**

- Dual loop pull cord
- High contrast labels
- Blue indication benefits
- High contrast printing for increased visibility
- Tactile Braille signage to assist partially sighted
- Complies with regulations and recommendations

CFEAPULLKIT Disabled Toilet Alarm Kit

4" TOILET/BATHROOM FAN

MANROSE

**WALL OR CEILING
MOUNTING**

- Powered by single phase induction motor
- Pre-oiled bearings for long life

PEF4010	Standard
PEF4020	With Timer
PEF4030	With Pullcord
PEF4040	With Humidistat Timer



4" SHOWER FAN & LIGHT KIT

MANROSE

- Complete fan kit with shower light built in to a circular diffuser
- Can be used within the splash area of the shower or bath, and is powered by SELV remote safety isolation transformer



PSLKTC

C/W White & Chrome Bezel

4" FAN WITH AUTOMATIC SHUTTERS

MANROSE

**WALL OR CEILING
MOUNTING**

- Quiet and efficient
- Thermo-activated internal shutters

PEF4020A Shutter with Timer



4" LED SHOWER FAN & LIGHT KIT

MANROSE



- Complete fan kit with shower light built in to a circular diffuser
- Can be used within the splash area of the shower or bath, and is powered by SELV remote safety isolation transformer
- LED lamp consumes 90% less power than the standard dichroic lamp

LEDSLKTC

CLED C/W White & Chrome Bezel

4" LV TOILET/BATHROOM FAN

MANROSE

**WALL OR CEILING
MOUNTING**

12V (SELV)

- Suitable for mounting within splash areas of the shower and bath

PEFLVF	Fan (Requires a transformer)
PEFLVST	Standard Transformer
PEFLVTT	Timer Transformer
PEFLVHT	Humidistat Transformer



6" TOILET/BATHROOM FAN

MANROSE

**WALL OR CEILING
MOUNTING**

- Quiet & efficient with pre-oiled bearings
- Powered by single phase induction motor

PEF6010	Standard
PEF6020	With Timer
PEF6030	With Pullcord



6" WINDOW/WALL FAN

MANROSE

**WALL OR CEILING
MOUNTING**

- Designed for window or wall mounting
- Thermo-activated internal shutters
- Quiet & efficient with a high extract rate

PEF6110 Standard



4" SHOWER FAN KITS

MANROSE

KIT CONTENTS:

Fan unit, PVC flexible ducting, internal & external wall grilles, fixing screws, plugs & straps.

PEF4311	Standard
PEF4321	Standard



DUCTING

MANROSE

PEF4D30 3 Metre Flexible Pipe (100mm)



FIXED GRILLES

MANROSE



4 INCH

- PEF4003/BR 4" Fixed Grille Brown
- PEF4003/TE 4" Fixed Grille Terracotta
- PEF4003/WH 4" Fixed Grille White

6 INCH

- PEF6003/BR 6" Fixed Grille Brown
- PEF6003/TE 6" Fixed Grille Terracotta
- PEF6003/WH 6" Fixed Grille White



GRAVITY GRILLES

MANROSE




4 INCH

- PEF4005/BR 4" Gravity Grille Brown
- PEF4005/TE 4" Gravity Grille Terracotta
- PEF4005/WH 4" Gravity Grille White

6 INCH

- PEF6005/BR 6" Gravity Grille Brown
- PEF6005/TE 6" Gravity Grille Terracotta
- PEF6005/WH 6" Gravity Grille White



SILENT 100 BATHROOM/TOILET FAN



WALL OR CEILING
MOUNTING

IP44

1 of 2 speeds selectable at installation.
100mm bathroom/toilet fan with back draught shutter and overrun. Timer adjustable between 5 and 30 minutes.

- Silent intermittent fan with 2 speeds
- Stylish discrete design
- Back draught shutters included
- High efficiency motor
- 2 year guarantee
- Thermal overload motor protection
- Wall, ceiling, window, panel mounting
- Meets current building regulations
- Approved document F & L



VASF100T

Silent 100 Axial Bathroom/Toilet Fan

AXIAL FANS VA100 RANGE



WALL OR CEILING
MOUNTING

IPX4

- Indication light
- Wall, ceiling, window, panel mounting
- Available with electronic shutter
- Sensors and auto mode controllers
- Adjustable overrun timer 5 to 30 minutes
- Meets current building regulations
- Approved document F



VA100LT

VA100XP

VA100XT

VA100XHP

VA100XHT

Adjustable Electronic Overrun Timer & Indication Light
Thermo-Electric Shutter, Pullcord & Indication Light
Adjustable Electronic Overrun Timer, Thermo-Electric Shutter
Settable Integ Auto Humid Control, Thermo-Electric Shutter, Pullcord
Settable Integ Auto Humid Control, Adjustable Electronic Overrun Timer

ACM 100-200 IN-LINE FANS RANGE



IP44

- Quietest on the market
- Designed & manufactured in the UK
- Two speed selectable motor
- Timer versions available
- Removable motor assembly
- Supplied complete ready for install
- Wipe clean Polymer casing



ACM100

ACM100T

ACM125

ACM150

ACM150T

ACM200

100mm In-line Fan
100mm In-line Fan with Timer
125mm In-line Fan
150mm In-line Fan
150mm In-line Fan with Timer
200mm In-line Fan

SILENT 100 BATHROOM/TOILET FAN



WALL OR CEILING
MOUNTING

IPX7

- Safe use in spray area and within reach by a person in shower/bath
- Available with electric shutter
- SELV transformer (BS EN 60 742)
- Wall, ceiling, window, panel mounting
- Meets current building regulations
- Approved document F



VA100SVL12

VA100SVX12

VA100SVXP12

VA100SVXT12

VA100SVXH12

With Remote Wall Mounted Transformer
Thermo-Electric Shutter & Remote Transformer
Thermo-Electric Shutter & Remote Transformer, Pullcord Boost
Thermo-Electric Shutter & Remote Transformer, Overrun Timer
Thermo-Electric Shutter & Remote Transformer, Integral Humid Sensor + Pullcord Override

LO-CARBON SVARA BLUETOOTH 100MM AXIAL KITCHEN AND BATHROOM FAN

Vent-Axia

IP44

THE UK'S FIRST APP CONTROLLED UNITARY FAN!

The launch of Svara marks the next generation of unitary fans.

Installation is made simple through Svara's Bluetooth-enabled App allowing you to choose whether to opt for intermittent or continuous ventilation; whether you would like the humidistat to trigger operation or not; and whether the overrun timer is required. No more fiddly switches and jumpers!

Svara offers improved comfort in the home since it has been developed to allow households to take control of their indoor air quality via the App.

Aesthetics and Silence

Consumers will be attracted to Svara's good looks with its sleek modern design, plus with noise a key issue for consumers, households will also be impressed by Svara's quiet running, operating at just 17 dBA on low trickle. It is also easy to clean as the central module disconnects the motor from the rest of the fan allowing it to be simply wiped with a soft cloth, and at only 4W the energy efficient Svara also boasts low power consumption.

One model fits all

The fan is set as default to work continuously at a trickle flow of 10l/s. When the fan senses somebody in the room it increases the flow to 19l/s. If the humidity rises rapidly, for example when the shower is on, the fan goes up to maximum flow at 30l/s. When the fan senses the humidity level has returned to normal it reverts to the trickle flow of 10l/s.

Other settings or functions can be selected through the Vent-Axia Connect App which can be downloaded from the App Store and Google Play.

Light sensor

When the light sensor is enabled Svara senses when someone is in the room and then activates. Its sophisticated light sensor is triggered by light movement and shadows.

It is possible to set a delay-on so the fan is not triggered by the light during quick night time bathroom visits. The light sensor can also distinguish between headlight flashes from cars and room occupancy, so it is not triggered by passing cars, avoiding nuisance running. The sensitivity of the light sensor can be adjusted via the App.

The light sensor provides an overrun timer but only requires a live and neutral. In houses where there is only a basic fan installed, the home owner can upgrade to a timer fan without having to rewire.

Humidistat

Svara features a humidistat which reacts to sharp changes in humidity, for instance when someone is taking a shower. When set to continuous running, once the humidistat sensor is activated the fan runs at 30l/s until humidity returns to normal levels then the fan powers down to 10l/s. Ambient humidity changes will not trigger the humidistat. It is possible to change the sensitivity of the humidity sensor via the App.

Silent scheduling and Automatic cycles

The silent hours scheduling function allows you to deactivate the boost function on the Svara via the App, for example, this would prevent nuisance noise over night. Additionally during a vacation you can set Svara to an airing mode which operates a purge function every 12 hours for either 30, 60 or 90 minutes depending on selection. However, Svara's sophisticated controls, will not purge if the light sensor detects that there is someone in the house.



- The UK's first App controlled unitary fan!
- Set up and control through the App via Bluetooth
- Continuous or intermittent. Humidity and timer (via light sensor) function
- 1 model for all applications
- Silent and purge modes available
- Silent hours scheduling function
- Intelligent light sensor with overrun timer - allows replacement of a basic model fan
- 3 Speed
- IP44 Rated, DC motor with 5 year guarantee
- Only 17 dBA

409802

Svara Bluetooth Fan

PUREAIR SENSE BATHROOM FAN

Vent-Axia

IP44

THE UK'S FIRST BATHROOM FAN WITH AN ODOUR SENSOR!

Odour Sensor

PureAir Sense is the UK's only bathroom fan with Odour Sense Technology. Designed to improve the air we breathe in our homes, the PureAir Sense is equipped with a pioneering odour sensor that increases airflow when the air is poor, helping to ensure a comfortable living environment. When the sensor detects a strong odour, the fan speed increases and quickly extracts the odour turning poor air to pure air.

Silent Operation

Running from just 19dB(A), the PureAir Sense is whisper quiet. Its silent continuous operation enables the fan to keep the air quality in the room high, without disturbing the occupants.

Humidity Control

The Vent-Axia PureAir Sense features an intelligent, fully automatic humidity sensor for moisture control. The fan will boost when it senses an increase in the room's humidity, ensuring the humid air is extracted and the room remains free of condensation. The fan continually monitors the environment and records the moisture content to allow it to map the humidity profile throughout the year. This process enables the fan to ensure that it runs only when the fan can lower the moisture content in the air. This reduces nuisance running and stops the fan from boosting unnecessarily, keeping running costs down.

Touch Panel

The front of the fan includes an intuitive, easy to use LED touch panel. Users can see which fan function is active by viewing the multicoloured LED indicator, as well as customising the fan's functions and boost speeds using the touch menu.

Vent-Axia Connect App

All fan settings can be customised by downloading the Vent-Axia Connect App to Android and IOS devices.

Magnetic Front Cover

The fan comes with a magnetic front cover that features four small magnets to allow the fan to compliment any bathroom.

Adjustable Timer

The adjustable overrun timer operates automatically when installed, but can be customised using the Vent-Axia Connect App.

Automatic Airing Function

The airing function activates when the fan has been inactive for 26 hours. It runs an airing programme for 60 minutes to exchange the air in the bathroom. No more worries about stuffy, musty odours in the bathroom when returning home from time away.

Light Sensor

The fan features an adjustable timer that can be triggered via a switch live or light sensor. This intuitive light sensor recognises room occupancy through light movement and shadows, but can distinguish between car headlights flashes and people moving about to avoid nuisance running. A delay-on feature can also be set to avoid the fan being triggered in the night during quick bathroom visits. The light sensor also acts as an overrun timer, without having to be controlled through the light switch.



- Automatic odour sensor
- 7 year warranty
- LED touch panel
- App connected
- Silent running, as low as 19dB(A)
- Low power consumption at 2-5W
- Interchangeable spigots for 100 or 125mm installations
- Easy clean with removable impeller
- Optional magnetic front cover
- Adjustable Timer
- Intelligent Humidistat
- Light Sensor
- Continuous or Intermittent Operation
- Adjustable Speeds

479460

PureAir Sense Fan



SIMPLY SILENT CONTOUR EXTRACTOR FAN RANGE DESIGNED FOR BATHROOMS, SHOWER ROOMS, CLOAKROOMS & TOILETS

IPX4

Ghost™ air movement technology delivers extremely quiet operation by using long life silent running motors combined with precision engineered and manufactured components, avoiding all forms of mechanical noise and using advanced techniques to eliminate turbulence and irregular air paths within the fan. The sleek smooth fascia is easy to clean and maintain, and can even be removed with an effortless twist, giving you the option of interchanging between square and circular designs to suit your application.

- **The quietest intermittent bathroom fan on the market**
- Sleek subtle design with interchangeable fascias - square or circular
- 2 speeds - 15l/s and 21l/s which is selectable on install
- Suitable for wall, ceiling, panel and window fitting
- IPX4 rated and complies with building regulations Parts F and L



**4" EXTRACTOR FANS
FOR EFFECTIVE
CONTROL OF
HUMIDITY AND
ODOURS**

**Revolutionary Ghost™
Air Movement
Technology**



C4S
extractor fan

C4TS
extractor fan
with timer

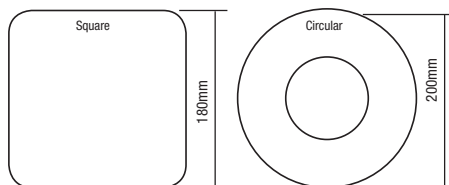
C4PS
extractor fan
with pull cord

C4HTS
extractor fan
with humidistat
and timer

GHØST™
AIR MOVEMENT TECHNOLOGY

- | | |
|--------------|---|
| C4S | Square Intermittent Extractor Fan |
| C4TS | Square Intermittent Extractor Fan with Timer |
| C4PS | Square Intermittent Extractor Fan with Pull Cord |
| C4HTS | Square Intermittent Extractor Fan with Humidistat & Timer |
| SSRB | Circular Fascia |

FASCIA DIMENSIONS



SIMPLY SILENT COMPACT FAN RANGE



**4" TIMER FANS
WITH WALL KIT**




GHOST™

AIR MOVEMENT TECHNOLOGY



So Simple Maintenance -
features such as a twist and click
facia ensure that the product is
easy to clean and maintain.



The Simply Silent DX100 twin-speed extractor fan with wall kit features Ghost Air Movement Technology designed to deliver near silent ventilation.

Meeting the latest building regulations this 4" (100mm) fan is specifically designed for use in bathrooms, shower rooms and en suites. Requiring a 100mm diameter hole the Simply Silent DX100 is an ideal replacement for old noisy fans or as a new installation. All fans come with universal mounting kits, backdraught shutters, outer grilles and ducting.

DX100TS	Xpelair 4" Fan with Square Timer
DX100TR	Xpelair 4" Fan with Round Timer
DX100HTS	Xpelair 4" Fan with Humidistat Square
DX100HTR	Xpelair 4" Fan with Humidistat Round
DX100HTPS	Xpelair 4" Fan with Humidistat Pullcord Square
DX100HTPR	Xpelair 4" Fan with Humidistat Pullcord Round
DX100PIRS	Xpelair 4" Fan with PIR Square
DX100PIRR	Xpelair 4" Fan with PIR Round

SIMPLY SILENT WALL KIT



The revolutionary Simply Silent™ wall kit allows fitting of the outer grille from the inside. Simply push the folded grille through the walltube and pull the attached string back to secure on the outside wall. Available in four different grille designs, the kit comes complete with walltube.



So Simple Installation -
no need for ladders,
scaffolding or outside
installation in all weathers!



SSWKBR	Simply Silent Wall Kit Brown/Round
SSWKWR	Simply Silent Wall Kit White/Round
SSWKBS	Simply Silent Wall Kit Brown/Square
SSWKWS	Simply Silent Wall Kit White/Square

BRIGHT MULTI CONNECTION ELECTRIC SHOWER



Bright showers have been purposely designed to enable quick and easy installation with a choice of 6 cable and 8 water entry points, making it the ultimate replacement shower.

- Push button start /stop operation and 3 power settings
- Smartfit multi-entry connectivity for ease of water and power connection
- 1.25m anti-kink hose and 3 mode rub-clean shower head
- A Energy Rating and BEAB Approved
- White finish
- 3 year UK warranty



53-533101 9.5kW Bright Electric Shower

PURE INSTANTANEOUS ELECTRIC SHOWERS



Pure instant electric showers are compact in design with smooth contour styling and great value too. They are simple to use with convenient push button start/stop operation and are A energy efficiency rated, the perfect choice for cost-conscious showering.

- Push button start /stop operation and 3 power settings
- Right hand side connectivity options for water and power
- 1m anti-kink hose and single mode rub-clean shower head
- A Energy Rating and BEAB Approved
- White finish
- 2 year UK warranty



53-531301 7.5kW Pure Electric Shower
53-531001 8.5kW Pure Electric Shower

CONNECT WITH US

for the latest TNR news, events and offers

Like us on

facebook



www.facebook.com/tnrobinsonelec

Connect with us on

LinkedIn



www.linkedin.com/company/tnrobinsonelec

Follow us on

twitter



www.twitter.com/tnrobinsonelec

Visit our website

www.tnr.co.uk

Apply For a Trade Account!

Sign up for a trade account today and get exclusive access to discounts on over 50,000 products. You'll also receive our bi-weekly emails, so you'll never miss out on the latest great offers and promotions from the biggest brands.

To become a Trade Member you will need to complete a Credit Application Form.

To receive this visit your local branch or give them a call and we can send you a form out in the post. We will talk you through what's needed and discuss the privileges of a trade account.

Alternatively, you can download a form from www.tnr.co.uk





KYROS RADIATOR RANGE

DIGITAL ELECTRIC RADIATOR WITH LOW CONSUMPTION



KRI0770RAD3



ACMI120



KRI1600RAD3

The KYROS second generation range includes advanced functionality. These new functions are accessible through the easy to use visual menu, with corresponding icons for each separate function. Now with conservatory size radiators.

LOW CONSUMPTION

Thanks to Fuzzy Logic Energy Control technology, the average consumed power of the KYROS radiators can be as low as 38% of the nominal power.

COMPACT PRODUCT WITH END PANELS

New design with end panels gives the product a consolidated finish and consistent look.

DESIGN OPTIMIZED FOR MAXIMUM HEAT DISSIPATION

Maximum performance thanks to a new design of the aluminium blade, fins and 98mm depth heat transfer element, with space for 50% more thermal fluid than other products on the market.

OPTIMUM COMPENSATION BETWEEN WATTS/ELEMENT

The 110 watts per element of the KYROS radiator, gives the ideal, balanced heat transmission rate to the room. Other radiators have 125 and even 160 watts per element, which reduces the thermal comfort in the room, and reduces transmission performance.

SMD ELECTRONICS AND ADVANCED CONTROL TECHNOLOGY

Surface-mounted, multi-layer electronics with Rointe ULP8 Ultra Low Power micro-controllers, long-life lithium battery and Triac cut-out element

TFT SCREEN

Latest generation 1.77" TFT screen with high contrast for optimum viewing at any angle.

INFRARED COMMUNICATION

24/7 programmable via the Air Control infrared remote control.

PROGRAMMABLE BY KEYBOARD

Total control from the radiator itself via the integrated keyboard.

QUALITY GUARANTEE

Total security with 10 years guarantee on aluminium elements and 2 years on electronic and electric components.

INTERACTIVE VISUAL MENU

With corresponding icons for each separate function.

RADIATORS

KRI0330RAD3	3 Elements 330W H 580 x D 98 x W 350mm 7.7kg
KRI0550RAD3	5 Elements 550W H 580 x D 98 x W 520mm 12.2kg
KRI0770RAD3	7 Elements 770W H 580 x D 98 x W 680mm 16.4kg
KRI0990RAD3	9 Elements 990W H 580 x D 98 x W 840mm 20.4kg
KRI1210RAD3	11 Elements 1210W H 580 x D 98 x W 1010mm 24.1kg
KRI1430RAD3	13 Elements 1430W H 580 x D 98 x W 1180mm 25.9kg
KRI1600RAD3	15 Elements 1500W H 580 x D 98 x W 1330mm 32.1kg

CONSERVATORY RADIATORS

KRI1100RAD3C	11 Elements 1100W H 420 x D 98 x W 1010mm 17.9kg
KRI1300RAD3C	13 Elements 1300W H 420 x D 98 x W 1180mm 21.4kg
KRI1500RAD3C	15 Elements 1500W H 420 x D 98 x W 1330mm 24.8kg

REMOTE CONTROL

ACMI120	Remote Control
----------------	----------------





D SERIES RANGE THE NEW HEATING SYSTEM WITH WI-FI INSIDE



DIW1600RAD2



DIB0330RAD



DIB0990RAD

The D series radiator with DELTA Ultimate technology is born from the merging of the most advanced technology, the versatility of the Wi-Fi control and the most innovative design.

LOW CONSUMPTION

Thanks to the Fuzzy Logic Energy Control technology, the average power consumed by the D Series radiators accounts for only 38% of its rated power.

100% ALUMINIUM WITH END PANELS

New curved design with the same radiator colour SLIM LINE ALUMINIUM end panels on both sides to give the product a consistent and aesthetically pleasing look.

OPTIMIZED DESIGN FOR MAXIMUM HEAT DISSIPATION

Maximum performance thanks to the new design of the fins and the 98 mm depth of each element.

OPTIMAL BALANCE BETWEEN WATTS/ELEMENT

Its 110 watts per element provide balanced heat transfer compared to other radiators on the market that consume between 125 and 160 watts per element, making our products more efficient.

SMD ELECTRONICS AND ADVANCED TECHNOLOGY

Multilayer surface mounted electronics with Rointe ULP32 Ultra Low Power processor, long lasting lithium battery and Triac.

E-LIFE TECHNOLOGY

Technology that allows the heating to be managed from the Internet in a simple manner and with individual controls for each radiator.

RADIATOR WITH WI-FI INSIDE

Uses the Wi-Fi module to connect to the Internet and allow control of its functions from a smartphone or tablet without intermediate terminals or any other external elements.

AVAILABLE IN TWO FINISHES

Range is finished in graphite or white for seamless integration into any environment.

TFT SCREEN

1.77" TFT Screen, the next generation, high contrast screen offers optimal viewing from any angle.

ADVANCED CONTROL BY TOUCH PANEL

Total control from the radiator itself using the built in touch control panel.

QUALITY ASSURANCE

Total security with a 10 year warranty on the aluminium body elements and 2 years for the electrical and electronic components.

GRAPHITE

DIB0330RAD	3 Elements 330W
DIB0550RAD	5 Elements 550W
DIB0770RAD	7 Elements 770W
DIB0990RAD	9 Elements 990W
DIB1210RAD	11 Elements 1210W
DIB1430RAD	13 Elements 1430W
DIB1600RAD	15 Elements 1600W

WHITE

DIW0330RAD	3 Elements 330W
DIW0550RAD	5 Elements 550W
DIW0770RAD	7 Elements 770W
DIW0990RAD	9 Elements 990W
DIW1210RAD	11 Elements 1210W
DIW1430RAD	13 Elements 1430W
DIW1600RAD	15 Elements 1600W





QUANTUM HEATER RANGE

THE HEATER THAT ADAPTS TO ITS ENVIRONMENT

IPX2



Quantum is the world's most advanced electric space heater. It uses low cost, off-peak energy, making it the most economical heating system on the market today. With capabilities to adapt to your usage, lifestyle and climate conditions, the Quantum will deliver heat only when it is required ensuring no energy or money is wasted.

GREAT VALUE, GREAT SAVINGS

Quantum is up to 27% cheaper to run and uses up to 22% less energy than a standard storage heater system.* Quantum is also up to 47% cheaper to run than an electric convector or radiator system.*

EFFICIENT HEATING

Exceptional levels of insulation mean that Quantum will store energy up during periods of low demand, turning it into efficient heat only when you need it. Through its use of a sophisticated self-learning algorithm, the iQ controller is able to take just the right amount of heat to match your lifestyle and the changing climate conditions, intuitively and precisely.

24-7 COMFORT AND CONTROL

Quantum is fitted with a revolutionary iQ controller so you can pre-set your heating requirements - just like central heating. However, adjusting the heat levels manually is also simple via its easy-to-read LCD display and user-friendly low torque rotary knob, designed with the visually impaired in mind.

* Calculated using SAP 2012 – the only Government approved energy performance assessment method.

- Stylish, compact design for unobtrusive heating
- Adapts to your requirements to save energy
- Revolutionary iQ controller
- LCD display
- Up to 27% cheaper to run than a standard storage heater system*
- Easy-to-use controls
- Boost element to ensure heat is always available
- Seven day programmer with three pre-set timer profiles
- Child lock
- Low noise fan
- 10 year warranty

QM050	0.5kW H 730 x D 185 x W 580mm 66kg
QM070	0.7kW H 730 x D 185 x W 703mm 83kg
QM100	1.00kW H 730 x D 185 x W 865mm 107kg
QM125	1.25kW H 730 x D 185 x W 1069mm 135kg
QM150	1.50kW H 730 x D 185 x W 1069mm 155kg



Q-RAD HEATERS



THE INTELLIGENT ELECTRIC HEATER

Q-Rad combines advanced technologies to give you maximum control over your heating. Choose when you want heat and at what temperature using the intuitive Heater Control, then sit back and let Q-Rad take care of the rest.



- Intelligent electric radiator
- Stylish design
- 'Eco-Start' delayed anticipatory control - the heater decides when to turn on to ensure target temperature is achieved at the selected time
- Advanced touch control system
- Dual-Element technology for the perfect balance of convection and radiant heater
- Open window technology automatically reduces output to prevent heat loss if a window is left open
- Highly accurate electronic thermostat (to $\pm 0.2^{\circ}\text{C}$)
- Low thermal heat mass
- 24-hour and 7-day timer control ensures suitability for domestic and commercial applications
- BEAB approved

QRAD075	0.75kW H 546 x D 105 x W 513mm 7.1kg
QRAD100	1.00kW H 546 x D 105 x W 675mm 8.7kg
QRAD200	2.00kW H 546 x D 105 x W 756mm 11kg



PLXE PANEL HEATER RANGE



IP24

The PLX100E is a Lot 20 compliant, modern and efficient electric panel heater. Offering intuitive controls with multiple timers, natural white colour and louvered grille, this heater will fit naturally into any room.



This panel heater features the CapSense controller, providing a more intuitive user experience with its backlit LCD display and touch-sensitive buttons.

Adaptive Start pre-heats the room ahead of a programmed heating schedule for only exactly the amount of time required to meet the desired target temperature at the desired time. For example, if the product was following a timer which was set to 21 degrees at 7am, with Adaptive Start the product will begin heating before 7am to achieve 21 degrees at 7am, without Adaptive Start the heater will only begin heating at 7am.

Open Window detection monitors the room temperature while the heater attempts to achieve a desired room temperature. If the room temperature does not change or decreases while heat is being emitted, the product will stop heating and enter a standby mode in order to not waste energy.

- Intuitive user controls with RGB backlit LCD display
- Programmable room temperatures and heating time periods
- Multiple seven-day timer profiles
- Electronic thermostat accurate to within 0.2°C
- Energy-saving technologies such as Adaptive Start and Open Window Detection
- Slimline design that covers traditional panel heater fixing marks
- Splash-proof for use in bathrooms
- Complies with Lot 20 of ERP Directive

PLX050E	0.5kW H 430 x D 108 x W 450mm 4.6kg
PLX075E	0.75kW H 430 x D 108 x W 620mm 5.9kg
PLX100E	1.00kW H 430 x D 108 x W 620mm 5.9kg
PLX125E	1.25kW H 430 x D 108 x W 690mm 6.1kg
PLX150E	1.50kW H 430 x D 108 x W 690mm 6.1kg
PLX200E	2.00kW H 430 x D 108 x W 860mm 7.8kg
PLX300E	3.00kW H 430 x D 143 x W 860mm 8.7kg

TSRE SLIMLINE STORAGE HEATER RANGE



IPX4

An advanced electric storage heater with a clean look and reliable performance. TSRE storage heaters provide an upgraded and compliant replacement for older storage heaters.



Creda TSRE represents the new non-high heat retention standard for storage heating; raising the bar over conventional storage heaters.

TSRE storage heaters offer dynamic storage calculation, adjusting the amount of energy that is stored to meet the users requirements without wastage. As a result, a greater amount of electricity can be saved with off-peak energy.

Users now have greater control over their heating with the built-in timer; allowing heating times and temperatures to be defined. Heat leakage, a common trait of conventional storage heaters, has also been greatly reduced allowing the room to be at a comfortable temperature in the morning and still have enough stored energy to heat on a night.

- Harness off-peak electricity tariffs for low running costs
- Controllable electronic heat output to match user lifestyle
- Dynamically stores the right amount of energy to heat a room
- Fan assisted to quickly, quietly and more effectively distribute heat
- Programmable room temperatures with three seven-day timer profiles
- Complies with Lot 20 of ERP Directive
- Slimline design that covers traditional storage heater fixing marks
- Supplied with 40mm feet for weight distribution when secured to wall
- Two feet positions available

TSRE050	1.02kW H 749 x D 182 x W 581mm 63kg
TSRE070	1.56kW H 749 x D 182 x W 703mm 85kg
TSRE100	2.22kW H 749 x D 182 x W 825mm 107kg
TSRE125	2.76kW H 749 x D 182 x W 947mm 133kg
TSRE150	3.30kW H 749 x D 182 x W 1069mm 155kg

OVER DOOR HEATER / WARM AIR CURTAIN



The AC3 over door heater provides multi-directional, powerful and effective heating above the entrance to shops, offices and almost any small doorway.

When fitted above an open door, the warm airflow encourages trade by allowing doors and entrances to remain 'open for business' in many commercial applications.

- Provides a 'Warm Welcome' above single doorways
- New curved styling for modern interiors
- Adjustable wall brackets for ceiling or wall mounting
- Adjustable air flow direction
- Full heat, half heat and fan only settings
- Colour white

AC3

3.0kw Warm Air Curtain

TNR CONVECTOR & FAN HEATER



TNRCONVECTOR2KW

TNRFANHEATER



TNRCONVECTOR2KW	2.0kw Convector Heater - Floor Standing
TNRFANHEATER	2.0kw Fan Heater



KYROS TOWEL RAILS

THE ENERGY SMART ELECTRIC TOWEL RAIL THAT MAKES LIFE EASIER.

IP44

The second-generation KYROS range now includes smart energy software with four lifestyle programs already installed. You'll be able to reap the benefits of advanced functions that are accessible 24 hours a day, 7 days a week.

LOW CONSUMPTION

KYROS Towel Rails have the new Equilibrium energy saving mode, which forces the towel rail to work at 19°C in Manual Mode to save energy and improve efficiency. The towel rails also boast an Open Window Function.

2 HOURS CONTINUOUS FUNCTION

This boost function maximises power for two continuous hours, regardless of the temperature established in the product.

PRE-SET PROGRAMS

KYROS includes 4 different pre-installed programs. By selecting just one, you can program your radiator according to your daily heating needs. Rointe has carried out a study into the different usage rates of heating systems according to the user, choosing among the four most common timetables to prepare the presets programs according to your lifestyle. Easy to select and edit. Adaptable to every lifestyle.

INTERACTIVE VISUAL MENU

These menus have been designed using identifiable icons for easy recognition, improving accessibility and facilitating access to all functions.

USER MODE

This new function allows restricting the towel rail's temperature ranges, avoiding incorrect use that would increase consumption and thus increase your bill at the end of the month.

INFRARED COMMUNICATION

Easily programmable manually or 24 hours, 7 days a week via the AIR Control Remote or infrared BASIC Control.

AVAILABLE IN TWO FINISHES

Available in 2 different finishes: Shining White and Chrome, also available in four different sizes.

TFT SCREEN

1.77" TFT Screen, the next generation, high contrast screen offers optimal viewing from any angle.

DESIGN

NEW – modern and stylish straight bar design with steel body.

QUALITY ASSURANCE

Total security with a 10 year warranty on the body elements and 2 years for the electrical and electronic components.



WHITE

KT1030SEB3	300W H 900 x D 50 x W 500mm 11kg
KT1050SEB3	500W H 1300 x D 50 x W 500mm 15kg
KT1075SEB3	750W H 1700 x D 50 x W 500mm 22kg
KT1100SEB3	1000W H 1900 x D 50 x W 500mm 28kg

CHROME

KT1030SEC3	300W H 900 x D 50 x W 500mm 11kg
KT1050SEC3	300W H 1300 x D 50 x W 500mm 15kg
KT1075SEC3	500W H 1700 x D 50 x W 500mm 22kg
KT1100SEC3	750W H 1900 x D 50 x W 500mm 28kg



TUBULAR THERMOTUBE HEATERS

THERMO



Tube Heaters offer the ideal heating solution for applications that require low cost, steady background heat - our eco tubular heaters cost just £0.005 per hour per foot to run.

TBX1P Heater Bracket (Pack of 2)

THERMOTUBE HEATER BRACKET

THERMO



TH.1/P	1 foot 60W
TH.2/P	2 foot 120W
TH.3/P	3 foot 180W
TH.4/P	4 foot 240W
TH.5/P	5 foot 300W
TH.6/P	6 foot 360W

ALPINE POLYCARBONATE AUTOMATIC 1.75KW PRIMELINE HAND DRYER

- Automatic 'no-touch' operation
- White polycarbonate finish
- Suitable for smaller office washrooms, kitchens and clinics
- Double insulated appliance
- H280 x W275 x D143mm
- Sound level: 46 dB(A) at 3m
- Rated at: 1.7kW at 230V



PHDA 1.75kW Automatic Compact Hand Dryer

ARUN POLYCARBONATE AUTOMATIC 2.0KW PRIMELINE HAND DRYER

IP24

- Automatic 'no-touch' operation
- White polycarbonate finish
- Suitable for smaller office washrooms, kitchens and clinics
- Double insulated appliance
- H262 x W261 x D141mm
- Sound level: 65 dB(A) at 1m
- Rated at: 2.0 kW at 240V



PHDARUN 2.0kW Automatic Hand Dryer

AVON ALUMINIUM AUTOMATIC 2.4KW PRIMELINE HAND DRYER

IP24

- Automatic 'no-touch' operation
- White aluminium finish
- Suitable for offices, shops, restaurants, pubs, clubs and hospitals
- Fast drying feature
- H264 x W275 x D177mm
- Sound level: 79dB(A) at 1m
- Rated at: 2.6kW at 230V



PHDAVON 2.4kW Automatic Vandal Resistant Hand and Face Dryer

ALPINE POLYCARBONATE MANUAL 1.75KW PRIMELINE HAND DRYER

- Manual pushbutton operation
- White polycarbonate finish
- Suitable for smaller office washrooms, kitchens and clinics
- Double insulated appliance
- H280 x W275 x D143mm
- Sound level: 46 dB(A) at 3m
- Rated at: 1.7kW at 230V



PHDM 1.75kW Push Button Compact Hand Dryer

24HR FUSED SPUR TIMESWITCH

TIMEGUARD®



- Self-cancelling override
- 4 ON and OFF programmes available
- Permanent OFF and timed outputs available
- Optional 1 or 2 hour boost facility
- Automatic summer/winter time changeover
- Double pole switch for ease of control
- Integral memory back up battery
- Will switch up to 200W LED lighting

FST24

24hr Fused Spur Timeswitch

7 DAY FUSED SPUR TIMESWITCH

TIMEGUARD®



- Self-cancelling override
- 4 ON and OFF programmes available
- Permanent OFF and timed outputs available
- Optional 1 or 2 hour boost facility
- Automatic summer/winter time changeover
- Double pole switch for ease of control
- Integral memory back up battery
- Will switch up to 200W LED lighting

FST77

7 Day Fused Spur Timeswitch

ELECTRONIC BOOST TIMER

TIMEGUARD®



- 13A (3kW) loading
- Easy to use push button control
- Power status LED indicator illuminates boost button
- ON time can be increased in 4 steps: 0.25, 0.50, 1 and 2 hours

TGBT4

Electronic Boost Timer

7 DAY DIGITAL PLUG-IN TIME CONTROLLER

TIMEGUARD®



- Slimline plug-in control
- Minimum switching time 1 minute
- Top side display for ease of viewing when in use
- Manual override until next programme change
- Optional random switching facility
- 1000 hours rechargeable memory back-up
- Controls 500W of fluorescent or low energy lighting

PLETU17

7 Day Digital Plug-In Time Controller

24HR COMPACT PLUG-IN TIME CONTROLLER

TIMEGUARD®



- Easy to use setting pins
- Plug-in control for 13 amp (3kW) appliances and filament lamps up to 400W
- Switches appliances ON & OFF at pre-set times
- 30 minute minimum switching interval
- Up to 24 ON & OFF programmes per day
- Manual override until next programme change

TS800

24hr Compact Plug-In Time Controller

24HR COMPACT IMMERSION HEATER

TIMEGUARD®



- 16(6)A load rating
- Permanent ON/OFF control
- Up to 48 ON/48 OFF programmes
- Special 'Traffic Light' slider switch
- Switches ON and OFF at pre-set times
- Easy to use captive segment dial

NTT01

Timeswitch 24hr Compact Immersion Heater

24HR/7 DAY COMPACT IMMERSION HEATER

TIMEGUARD

- 16(4)A load rating
- Self-cancelling override button
- 4 ON/4 OFF easy-set programme periods per day
- Large easy push programme buttons
- Optional 1 and 2 hour boost button
- Automatic Summer/Winter changeover
- 720 hours rechargeable memory back-up



NTT03

Timeswitch 24hr/7 Day Compact Immersion Heater

24HR/7 DAY COMPACT VOLT FREE C/T

TIMEGUARD

- 16(8)A load rating
- Voltage free contacts
- Self-cancelling override button
- 4 ON/4 OFF easy-set programme periods per day
- Large easy push programme buttons
- Optional 1 and 2 hour boost button
- Automatic Summer/Winter changeover
- 720 hours rechargeable memory back-up



NTT04

Timeswitch 24hr/7 Day Compact Volt Free C/T

24HR SLIMLINE TIMESWITCH GENERAL PURPOSE

TIMEGUARD

- Permanent ON/OFF control
- 16(8)A load rating
- Voltage free contacts
- Up to 48 ON/48 OFF programmes
- Switches ON and OFF at pre-set times
- Easy to use captive segment dial



NTT05

Timeswitch 24hr Slimline Gen Purpose

24HR IMMERSION HEATER TIMECONTROLLER

TIMEGUARD

- Easy to use setting pins
- 13A (3kW) loading
- Bottom or rear entry for cable
- For total control of your hot water
- Switches ON and OFF at pre-set times
- 30 minute minimum switching interval
- Manual override until next programme change
- Integral thermal fuse for extra protection



TS900

24hr Immersion Heater Time Controller

STANDARD ROOM THERMOSTAT

TIMEGUARD

- Easy adjustable dial with clearly marked scale
- 5°C - 30°C temperature range
- Output led (illuminates on call for heat)
- Temperature swing adjustment



PLTRT030

Standard Room Thermostat

FROST THERMOSTAT

TIMEGUARD

- Frost protection setting
- 5°C - 10°C temperature range
- Output led (illuminates on call for heat)
- Includes optional tamper proof cover
- Temperature swing adjustment



PLTRT031

Frost Thermostat

Ventilation & Heating - Thermostats & Wall Clock

DIGITAL THERMOSTAT

TIMEGUARD®

- Frost protection setting
- Night set-back
- Stylish design with digital accuracy
- Simple push button setting
- Easy view illuminated temperature display
- Burner symbol display shows on call for heat
- Temperature swing adjustment



PLTRT033

Digital Thermostat

ELECTRONIC HEATING

TIMEGUARD®

- Holiday mode setting
- 3 different time periods
- 7 day time programming
- Easy view 12 or 24 hour illuminated display
- 1 - 9 hour boost facility for instant control
- Burner symbol display shows on call for heat
- Automatic summer/winter changeover
- Permanent ON/OFF override



PLTRT034

1 Electronic Heating

PROGRAMMABLE ROOM THERMOSTAT

TIMEGUARD®

- 7 day time programming
- Simple push button setting
- Easy view 12 or 24 hour illuminated display
- Burner symbol display shows on call for heat
- Automatic summer/winter changeover
- Frost protection setting
- 6 different time periods
- Optimum start feature



PLTRT035

Programmable Room Thermostat

2 CHANNEL ELECTRONIC HEATING PROGRAMMER

TIMEGUARD®

- 7 day time programming
- Independent control of heating and hot water
- 3 different time periods
- Suitable for pump and gravity fed systems
- Simple push button setting
- Easy view 12 or 24 hour illuminated display
- 1 - 9 hour boost facility for instant control
- Automatic summer/winter changeover
- Permanent ON/OFF override



PLTRT036

2 Channel Electronic Heating Programmer

DELHI QUARTZ CLOCK

TIMEGUARD®

- White plastic finish, glass front and white aluminium dial
- 12 hour dial
- 1 x AA 1.5V supply (not supplied)



DQ9

Delhi Quartz Clock 9"

Branch Telephone Numbers

Anglesey: 01248 719077	Crewe: 01270 584671	Rhyl: 01745 356033
Ashton: 0161 882 9453	Macclesfield: 01625 433617	Rochdale: 01706 648352
Brighouse: 01484 726610	Mochdre: 01492 548123	Stockport: 0161 480 9141
Chester: 01244 675779	Pwllheli: 01758 719429	Warrington: 01925 650501

Call your local branch today!


STERLING PROFILE - TRUNKING COMPONENT



PVC TRUNKING




3 COMPARTMENT



PROFILE 1 167 x 50mm



PROFILE 2 167 x 50mm



PROFILE 3 167 x 50mm



BASE UNIT

ETB1M 3 metre length

ETB1M 3 metre length

ETB1M 3 metre length

MAIN COMPARTMENT LID

ETL1WH 3 metre length

ETL1WH 3 metre length

ETL1WH 3 metre length

ANGLED COVER

2 x ETAC1 3 metre length

ETAC1 3 metre length

-

SQUARE COVER

-

ETSC1 3 metre length

2 x ETSC1 3 metre length

COUPLER

ECP1WH

ECP2WH

ECP3WH

END CAP

EECP1WH

EECHP2LHWH or
EECHP2RHWH

EECP3WH

STANDARD INTERNAL BEND

EIBP1WH

EIBP2WH

EIBP3WH

STANDARD EXTERNAL BEND

EXBP1WH

EXBP2WH

EXBP3WH

FLAT ANGLE

EFA1WH

EFA2UWH or
EFA2DWH

EFA3WH

FLAT TEE

EFT1WH

-

EFT3WH

STERLING MONO PLUS 20




BASE TRUNKING




EMT20WH
3 metre length
140 x 50mm

DIVIDING FILLET



EDF1 3 metre length

COMPARTMENT



ETL1WH 3 metre length

COUPLER



EC20WH

END CAP



EEC20WH

INTERNAL BEND



EIB20WH

EXTERNAL BEND



EXB20WH

FLAT ANGLE - FABRICATED



EFA20WH

FLAT TEE - FABRICATED



EFT20WH

SINGLE GANG ACCESSORY BOX



ESSB1WH
Depth: 30mm

DOUBLE GANG ACCESSORY BOX



ESSB2WH
Depth: 30mm

PVC MINI & MAXI TRUNKING



MINI TRUNKING 3 METRE LENGTHS

MMT1	16 x 16mm
MMT2	25 x 16mm
MMT3	38 x 16mm
MMT4	38 x 25mm

SELF ADHESIVE MINI TRUNKING 3 METRE LENGTHS

MMT1SF	16 x 16mm
MMT2SF	25 x 16mm
MMT3SF	38 x 16mm
MMT4SF	38 x 25mm

EXTERNAL BEND

TEB1	16 x 16mm
TEB2	25 x 16mm
TEB3	38 x 16mm
TEB4	38 x 25mm

STOP END

TEC1	16 x 16mm
TEC2	25 x 16mm
TEC3	38 x 16mm
TEC4	38 x 25mm

SURFACE BOX ADAPTORS

TA1WH	16 x 16mm
TA2WH	25 x 16mm
TA3WH	38 x 16mm

INTERNAL BEND

TIB/1	16 x 16mm
TIB/2	25 x 16mm
TIB/3	38 x 16mm
TIB/4	38 x 25mm

FLAT BEND

TFB1WH	16 x 16mm
TFB2WH	25 x 16mm
TFB3WH	38 x 16mm
TFB4WH	38 x 25mm

SWITCH & SOCKET BOXES MINI ENTRIES

MSSB14WH	25mm depth Square
MSSB35WH	32mm depth Square
MSSB36WH	38mm depth Square

CEILING ROSE ADAPTORS

TCR2WH	81mm Diameter c/w Fixing Screws
---------------	------------------------------------

PVC MAXI TRUNKING 3 METRE LENGTHS

MTRS50	50 x 50mm
MTRS75/50	75 x 50mm
MTRS75	75 x 75mm
MTRS100/50	100 x 50mm
MTRS100	100 x 100mm
MTRS150	150 x 150mm

PUNCHED MINI TRUNKING

Now available with regular punched holes for speed and ease of installation.

MMTH2WH	25 x 16mm, Pack 30 x 3m
MMTH4WH	38 x 25mm, Pack 15 x 3m
MMTH2SFWH	25 x 16mm Self Fix, Pack 30 x 3m
MMTH2SF2WH	25 x 16mm 2m Self Fix, Pack 30 x 2m
MMTH4SFWH	38 x 25mm Self Fix, Pack 15 x 3m
MMTH4SF2WH	38 x 25mm 2m Self Fix, Pack 15 x 2m

PVC WHITE CAPPING

EC/C21	12mm x 2 Metre
EC/C22	25mm x 2 Metre
EC/C23	38mm x 2 Metre



PVC CONDUIT



20MM PVC CONDUIT - 3 METRE LENGTH

C/R6WHI	20mm Heavy Gauge PVC - White
C/R6BLK	20mm Heavy Gauge PVC - Black

20MM PVC CONDUIT FITTINGS

2/MRB/2WHI	20mm Terminal Box - White
2/MRB/2BLK	20mm Terminal Box - Black
2/MRB/3WHI	20mm Through Box - White
2/MRB/3BLK	20mm Through Box - Black
2/MRB/4WHI	20mm Angle Box - White
2/MRB/4BLK	20mm Angle Box - Black
2/MRB/5WHI	20mm Tee Box - White
2/MRB/5BLK	20mm Tee Box - Black
2/MRB/12WHI	20mm Loop-In Box - White
2/MRB/12BLK	20mm Loop-In Box - Black
MIE2WHI	20mm Inspection Elbow - White
MIE2BLK	20mm Inspection Elbow - Black
MIB2WHI	20mm Inspection Bend - White
MIB2BLK	20mm Inspection Bend - Black
MA7WHI	20mm Male Adaptor - White
MA7BLK	20mm Male Adaptor - Black
MAB2WHI	20mm Female Adaptor - White
MAB2BLK	20mm Female Adaptor - Black
MC2WHI	20mm Straight Coupler - White
MC2BLK	20mm Straight Coupler - Black
MSB2WHI	20mm Spacer Bar Saddles - White
MSB2BLK	20mm Spacer Bar Saddles - Black
MSBS2WHI	20mm Spacer Bar Snap Saddles - White
MSBS2BLK	20mm Spacer Bar Snap Saddles - Black

ANCILLARIES

MSC20	Conduit Solvent Cement - 250ml
MCL1WHI	65mm Dia Flush Fit Circular Lid - White
MCL1BLK	65mm Dia Flush Fit Circular Lid - Black
MBSH2	20mm Heavy Gauge Bending Spring
MBSH3	25mm Heavy Gauge Bending Spring

25MM PVC CONDUIT - 3 METRE LENGTH

C/R7WHI	25mm Heavy Gauge PVC - White
C/R7BLK	25mm Heavy Gauge PVC - Black

25MM PVC CONDUIT FITTINGS

3/MRB/2WHI	25mm Terminal Box - White
3/MRB/2BLK	25mm Terminal Box - Black
3/MRB/3WHI	25mm Through Box - White
3/MRB/3BLK	25mm Through Box - Black
3/MRB/4WHI	25mm Angle Box - White
3/MRB/4BLK	25mm Angle Box - Black
3/MRB/5WHI	25mm Tee Box - White
3/MRB/5BLK	25mm Tee Box - Black
MIB3WHI	25mm Inspection Bend - White
MIB3BLK	25mm Inspection Bend - Black
MA8WHI	25mm Male Adaptor - White
MA8BLK	25mm Male Adaptor - Black
MAB3WHI	25mm Female Adaptor - White
MAB3BLK	25mm Female Adaptor - Black
MSB3WHI	25mm Spacer Bar Saddles - White
MSB3BLK	25mm Spacer Bar Saddles - Black
MC3WHI	25mm Straight Coupler - White
MC3BLK	25mm Straight Coupler - Black

SWITCH & SOCKET SURFACE BOXES

MSSB19K	1 Gang Switch/Socket Box 32mm - Rounded
MSSB21K	2 Gang Switch/Socket Box 32mm - Rounded
MSSB10K	1 Gang Switch/Socket Box 32mm - Squared
MSSB11K	2 Gang Switch/Socket Box 32mm - Squared

OVAL CONDUIT - 3 METRE LENGTH

ECO/17	16mm x 10mm Super High Impact (16mm O.D)
ECO/18	23mm x 11mm Super High Impact (20mm O.D)
ECO/19	29mm x 11mm Super High Impact (25mm O.D)

GALVANISED CONDUIT & ACCESSORIES

niGLON



20MM GALVANISED CONDUIT & ACCESSORIES

SC20G	Galvanised Conduit 3m Length
G20TERM	1 Way Circular Terminal Box
G20THRO	2 Way Circular Through Box
G20ANGLE	2 Way Circular Angle Box
G20TEE	3 Way Circular Tee Box
G20U	2 Way Circular Branch U Box
G20Y	3 Way Y Box
G20LOOP1	1 Hole Loop In Box
GBL	Box Lid for Circular Boxes
BLG	Rubber Gasket for Circular Boxes
GHP	Hook Plate
G20CD	Dome Cover Lid
G20SBS	Spacer Bar Saddle
G20HDS	Distance Saddle
G20CRAM	Crampet
GPLUG20	Slotted Head Stop Plug
G20MH	Screwed Male Hook
G20IB	Inspection Bend
S20N	Screwed Nipple



25MM GALVANISED CONDUIT & ACCESSORIES

SC25G	Galvanised Conduit 3m Length
G25TERM	1 Way Circular Terminal Box
G25THRO	2 Way Circular Through Box
G25ANGLE	2 Way Circular Angle Box
G25TEE	3 Way Circular Tee Box
GBL	Box Lid for Circular Boxes
BLG	Rubber Gasket for Circular Boxes
GHP	Hook Plate
G25SBS	Spacer Bar Saddle
G25HDS	Distance Saddle
G25CRAM	Crampet
S25N	Screwed Nipple
GPLUG25	Slotted Head Stop Plug
G2520	25mm to 20mm Conduit Reducer



GALVANISED LOCKRINGS

S20LR	20mm Galvanised Lockring
S25LR	25mm Galvanised Lockring
S32LR	32mm Galvanised Lockring
S11/2LR	1.5 inch Galvanised Lockring
S2LR	2 inch Galvanised Lockring



SHORT MALE BUSH

B20MBS	20mm Short Male Brass Bush
B25MBS	25mm Short Male Brass Bush
B32MBS	32mm Short Male Brass Bush
B11/2MBS	1.5 inch Short Male Brass Bush
B2MBS	2 inch Short Male Brass Bush



FEMALE BUSH

B20FB	20mm Female Brass Bush
B25FB	25mm Female Brass Bush
B32FB	32mm Female Brass Bush
B11/2FB	1.5 inch Female Brass Bush
B2FB	2 inch Female Brass Bush




GALVANISED LOCKNUTS

G20LN	20mm Galvanised Locknut
G25LN	25mm Galvanised Locknut
G32LN	32mm Galvanised Locknut
G11/2LN	1.5 inch Galvanised Locknut
G2LN	2 inch Galvanised Locknut



LONG MALE BUSH

B20MBL	20mm Long Male Brass Bush
B25MBL	25mm Long Male Brass Bush
B32MBL	32mm Long Male Brass Bush
B11/2MBL	1.5 inch Male Brass Bush
B2MBL	2 inch Male Brass Bush



GALVANISED CONDUIT & ACCESSORIES *Continued*

niglon



GALVANISED COUPLERS

G20SC	20mm Galvanised Coupler
G25SC	25mm Galvanised Coupler
G32SC	32mm Galvanised Coupler
G11/2SC	1.5 inch Galvanised Coupler
G2SC	2 inch Galvanised Coupler



FLEXIBLE CONDUIT

FLEXICON
FLEXIBLE CONDUIT SOLUTIONS



CONTRACTOR PACKS

PACKS CONTAIN: 10 metres of corrugated UPVC conduit, plus 10 nylon MP fittings and locknuts with M20 thread.

PFC20/NY	FPL Black
FPL-CP20W	FPL White

UPVC GLANDS - 20MM + 25MM

10 glands per pack

PFCG2020B	20mm Gland
PFCG25B	25mm Gland



FLEXIBLE LIQUID TIGHT STEEL

With oil and high temperature PVC cover.

LTP20B-10M	20mm x 10 Metres
LTP25B-25M	25mm x 25 Metres
LTP20-M20-C	20mm Liquid Tight Gland
LTP25-M25-C	25mm Liquid Tight Gland



FSU GALVANISED STEEL

PVC coated in 20mm, 25mm and 32mm.

FSU20B-10M	20mm x 10 Metres
FSU20B-25M	20mm x 25 Metres
FSU20B-50M	20mm x 50 Metres
FSU20-M20-M	20mm Fixed Gland
FSU20-M20-S	20mm Swivel Gland
FSU25B-10M	25mm x 10 Metres
FSU25B-25M	25mm x 25 Metres
FSU25B-50M	25mm x 50 Metres
FSU25-M25-M	25mm Fixed Gland
FSU25-M25-S	25mm Swivel Gland
FSU32B-10M	32mm x 10 Metres
FSU32B-25M	32mm x 25 Metres
FSU32-M32-M	32mm Fixed Gland
FSU32-M32-S	32mm Swivel Gland



CONDUIT TOOLS

CONDUIT PIPE BENDER

EL25/090700B	Conduit Bender 20 & 25mm formers
---------------------	-------------------------------------



STOCK & DIE SET

AEC50M	Die/Guide Set 20/25mm
---------------	-----------------------

TREFOLEX CUTTING COMPOUND

31-7110-1	Cutting Compound 500ml
------------------	------------------------



SUPPORT CHANNEL & ACCESSORIES


UNISTRUT

41MM x 41MM SUPPORT CHANNEL

P1000TX3MPG	Slotted Channel 3m
P1000X3MPG	Plain Channel 3m

41MM x 21MM SUPPORT CHANNEL

P3300TX3MPG	Slotted Channel 3m
P3300X3MPG	Plain Channel 3m



M10 SPRING NUTS

PNP10ZP	M10 Plain Spring Nut
PNS10ZP	M10 Short Spring Nut
PNL10ZP	M10 Long Spring Nut



HEXAGONAL SCREWS

M10X20S	M10 x 20 Hexagonal Screws
M10X25S	M10 x 25 Hexagonal Screws
M10X30S	M10 x 30 Hexagonal Screws



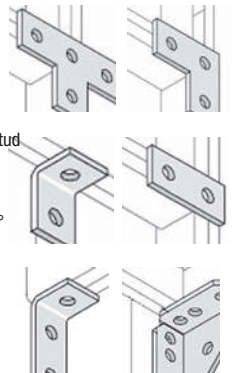
M10 NUTS & WASHERS

M10PWS	M10 Penny Washer
M10W	M10 Flat Washer
M10NZP	M10 Hexagonal Nut
P1020	10mm Square Washer



PLATES & BRACKETS

P1026	1 Hole 90° bracket
P1325	2 Hole 90° bracket
P1036	Flat L bracket
P1031	Flat T bracket
P1067	Splice plate 4 hole
P1019	Square plate 6 to 8mm stud
P1068	Right angle bracket
P1047	U bracket 40mm
P1326	Right angle bracket
P1546	Obtuse angle bracket 45°
P2072-S1	Base plate deep
P2348-S1	Single bracket gusseted
P1346	90° angle bracket
P1359	Bracket 90°
P1278	Right angle bracket
P2484	Shelf bracket
P1065	Flat bracket



PVC COVER STRIP

P1184-PW	Cover strip PVC 3m
-----------------	--------------------



SUPPORT CHANNEL & ACCESSORIES

UNISTRUT

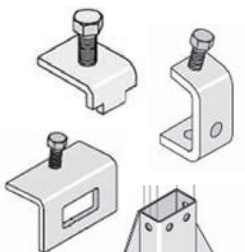
CHANNEL END CAPS

P1/2240PB	41 x 41mm PVC End Cap Black
P1/2240PW	41 x 41mm PVC End Cap White
P2/4240PB	41 x 21mm PVC End Cap Black
P2/4240PW	41 x 21mm PVC End Cap White



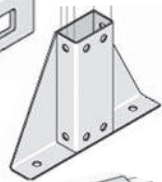
CLAMPS & CLIPS

P1386	Toe beam clamp
P1796-A	21mm window clamp c/w HT 8.8 cone point
P1796	41mm window clamp c/w HT 8.8 cone point
P1272	M10 G-clamp
P2786	Beam clamp deep
P2785	Beam clamp deep
P1271	Beam clamp




BASE PLATES

P2348-S2	Double lug channel base plate
P2072-S1	Base plate deep



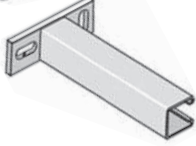
COUPLERS & CONNECTORS

P1218	Internal coupler 41 x 41mm
P1377	Deep external connector



CANTILEVER ARMS

P2663/300	Cantilever arm 2 hole 300mm
P2663/450	Cantilever arm 2 hole 450mm
P2663/600	Cantilever arm 2 hole 600mm



STEEL CABLE TRAY

UNISTRUT

LIGHT DUTY PRE-GALVANISED

LL050/102	50mm
LL075/102	75mm
LL100/102	100mm

LIGHT DUTY GALVANISED


LL050/103	50mm
LL075/103	75mm
LL100/103	100mm

MEDIUM DUTY PRE-GALVANISED

ML050/102	50mm
ML075/102	75mm
ML100/102	100mm
ML150/102	150mm
ML225/102	225mm

MEDIUM DUTY GALVANISED

ML050/103	50mm
ML075/103	75mm
ML100/103	100mm
ML150/103	150mm
ML225/103	225mm



STEEL TRUNKING & ACCESSORIES


Trench Ltd CABLE MANAGEMENT SYSTEMS



STEEL CABLE TRUNKING


2" x 2"

ST22	3 Metre Trunking 2"x 2"
SA2290I	Internal Lid Bend 2"x 2"
SA2290E	External Lid Bend 2"x 2"
SA2290T	Top Lid Bend 2"x 2"
SA22TTC	Top Lid Tee 2"x 2"
SA22HA	Hanger 2"x 2"
SA20F	Flange Outlet 2"x 2"
SA22SE	Stop End 2"x 2"
SAELK	Earth Link



3" x 3"

ST33	3 Metre Trunking 3"x 3"
SA3390I	Internal Lid Bend 3"x 3"
SA3390E	External Lid Bend 3"x 3"
SA3390T	Top Lid Bend 3"x 3"
SA33TTC	Top Lid Tee 3"x 3"
SA33HA	Hanger 3"x 3"
SA30F	Flange Outlet 3"x 3"
SA33SE	Stop End 3"x 3"




4" x 4"

ST44	3 Metre Trunking 4"x 4"
SA4490I	Internal Lid Bend 4"x 4"
SA4490E	External Lid Bend 4"x 4"
SA4490T	Top Lid Bend 4"x 4"
SA44TTC	Top Lid Tee 4"x 4"
SA44HA	Hanger 4"x 4"
SA40F	Flange Outlet 4"x 4"
SA44SE	Stop End 4"x 4"




6" x 6"

ST66	3 Metre Trunking 6"x 6"
SA6690I	Internal Lid Bend 6"x 6"
SA6690E	External Lid Bend 6"x 6"
SA6690T	Top Lid Bend 6"x 6"
SA66TTC	Top Lid Tee 6"x 6"
SA66HA	Hanger 6"x 6"
SA60F	Flange Outlet 6"x 6"
SA66SE	Stop End 6"x 6"



THREADED RODS

PERRY QUALITY & PERFORMANCE



9755M6X3M	M6 Threaded Rod 3m
9755M8X3M	M8 Threaded Rod 3m
9755M10X3M	M10 Threaded Rod 3m
9755M12X3M	M12 Threaded Rod 3m

STEEL TRUNKING & ACCESSORIES

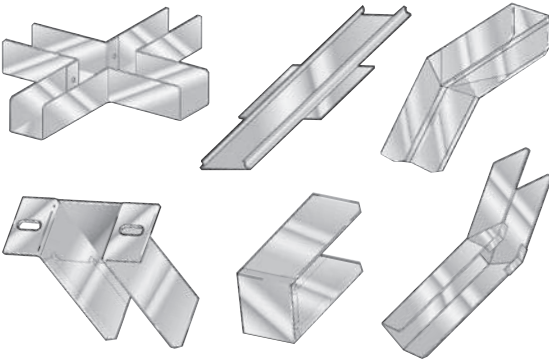
Trench Ltd
CABLE MANAGEMENT SYSTEMS



STEEL LIGHTING TRUNKING -

50MM SQUARE

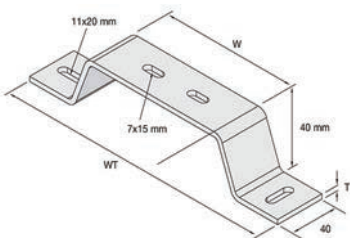
LT1.0G-5M	5 Metre Lighting Trunking
LA90I	Internal 90 Degree Bend
LA90E	External 90 Degree Bend
LA90T	Flat 90 Degree Bend
LAFT	Flat Tee
LA4WI	Four Way Intersection
LATH10	Hanger (10mm hole)
LAOF	Outlet Flange
LASE	Stop End
LTGC	2 Metre Galvanised Lighting Cover
LTPC	2 Metre Plastic Lighting Cover
LAFS	Light Fitting Suspension Unit
LALC	Long Coupler



CABLE TRAY STAND OFF BRACKETS

UNISTRUT

Part No.	Finish	Size	W(mm)	WT(mm)	T(mm)	Weight
TUSB050	HG	50mm	50	154	3	0.18
TUSB075	HG	75mm	50	154	3	0.20
TUSB100	HG	100mm	50	154	3	0.23
TUSB150	HG	150mm	50	154	3	0.28
TUSB225	HG	225mm	50	154	5	0.56
TUSB300	HG	300mm	50	154	5	0.68
TUSB450	HG	450mm	50	154	5	0.91
TUSB600	HG	600mm	50	154	5	1.15



Synergised Partnership

**Let TNR manage
your site access
requirements**



Electric/Diesel/Hybrid Scissors & Booms



See page 180 for details



SUSPENSION CLIPS

ERICO

- Suspends threaded rod from beam flanges
- Threaded rod hanger can swivel to provide a vertical dropdown



160010	T1024 Suspension Clip 3-8mm
160020	T1058 Suspension Clip 8-14mm
160030	T10912 Suspension Clip 14-20mm
175010	M10T158 Suspension Clip 8-14mm

CONDUIT CLIPS

ERICO

- Supports conduit/pipe or cable from beam flanges
- Snap close clip pivots a full 360°



160050	812M24SM Conduit Clip 3-8mm - 30mm Side
160120	812EM24 Conduit Clip 3-8mm - 30mm Bottom
160130	812EM58 Conduit Clip 8-14mm - 30mm Bottom
171800	Beam Clamp 20EM24 3-8mm

SNAP CLIP

ERICO

- Use with 24SC series snap clips to accommodate thicker flanges
- Supports up to three snap clips



160510	SCA Snap Clip 13-20mm
---------------	-----------------------

BEAM CLAMPS

ERICO

- Provides an attachment for wire, S-hooks, chain, CADDY® SPEED LINK or other assemblies to flanges and profiles
- Fits most beams



170020	4H24 Hammer On Beam Clamp (H) 3-8mm
170030	4H58 Hammer On Beam Clamp (H) 8-14mm
170040	4H912 Hammer On Beam Clamp (H) 14-20mm

SNAP CLIPS

ERICO

- Provides a 'portable' hole
- Fits most beams



170140	4H24IX Snap Clip H-IX 3-8mm
170150	4H24I Snap Clip H-IX 3-8mm

J1 & J2 CLIPS

ERICO

- Provides an attachment for wire, S-hooks, chain or CADDY® SPEED LINK assemblies from purlin and bar joist



170370	J1 Clip 1.5-4mm
171590	J2 Clip 4-6.5mm

BEAM CLAMP FIX STUDS

ERICO

- Can be used to support boxes, fixtures or other applications from beam flanges
- Captive threaded stud minimizes the need for additional hardware
- Assorted attachment points provided to reduce inventory



170530	Beam Clamp 3-8mm Fix Stud
172060	Beam Clamp 8-14mm Fix Stud

BUNCHED CABLE CLIPS

ERICO

- Fastens cables to top of flange



171530	4H58ST3 Bunched 8-14mm
171640	4H912ST3 Bunched 14-20mm

BEAM CLAMPS

ERICO

- Can be used to support boxes, fixtures or other applications from beam flanges
- Assorted attachment points provided to reduce inventory



170050	Hammer On Beam Clamp 3-8mm
170060	Hammer On Beam Clamp 8-14mm
170070	Hammer On Beam Clamp 14-20mm

SUSPENSION CLIP

ERICO

- Suspends threaded rod from horizontal structures such as laminated wood or concrete beams, joists, ceilings and walls



174940	M8TIB M8 Suspension Clip
---------------	--------------------------

CLIP U ROD

ERICO

- Attaches to joists and C purlin
- Support threaded rod
- Threaded rod hanger can swivel to provide a vertical dropdown



175050	M10T1J1 Clip U Rod 1.5-4mm
---------------	----------------------------

CLIP FOR CABLE TIES

ERICO

- Used to support cables from beam flanges



178520	4H24CT Clip For Cable Tie 3-8mm
178530	4H58CT Clip for Cable Tie 8-14mm

SNAP CLIPS

ERICO

- Supports up to three snap clips
- Allows for parallel cable runs along the inboard of the flange
- Use with 24SC series snap clips to accommodate thicker flanges



187500	47SC67 Snap Clip 4-7mm 6-7mm Cable
187510	24SC67 Snap Clip 2-4mm 6-7mm Cable
187520	47SC89 Snap Clip 4-7mm 8-9mm Cable
187530	24SC89 Snap Clip 2-4mm 8-9mm Cable
187540	47SC1011 Snap Clip 4-7mm 10-11 Cable
187550	24SC1011 Snap Clip 2-4mm 10-11 Cable
187560	47SC1214 Snap Clip 4-7mm 12-14 Cable
187570	24SC1214 Snap Clip 2-4mm 12-14 Cable
187580	47SC1518 Snap Clip 4-7mm 15-18 Cable
187590	24SC1518 Snap Clip 2-4mm 15-18 Cable
187600	47SC1924 Snap Clip 4-7mm 19-24 Cable
187610	24SC1924 Snap Clip 2-4mm 19-24 Cable
187620	47SC2530 Snap Clip 4-7mm 25-32 Cable
187630	24SC2530 Snap Clip 2-4mm 25-32 Cable
187640	812SC67 Snap Clip 8-12mm 6-7mm Cable
187660	812SC1011 Snap Clip 8-12mm 10-11 Cable
187670	812SC1214 Snap Clip 8-12mm 12-14 Cable
187680	812SC1518 Snap Clip 8-12mm 15-18 Cable
187690	812SC1924 Snap Clip 8-12mm 19-24 Cable
187700	812SC2530 Snap Clip 8-12mm 25-32 Cable
188080	SCB312 Snap Clip DBL + 1 3-12mm

Apply For a Trade Account!

Sign up for a trade account today and get exclusive access to discounts on over 50,000 products. You'll also receive our bi-weekly emails, so you'll never miss out on the latest great offers and promotions from the biggest brands.

To become a Trade Member you will need to complete a Credit Application Form.

To receive this visit your local branch or give them a call and we can send you a form out in the post. We will talk you through what's needed and discuss the privileges of a trade account.

Alternatively, you can download a form from www.tnr.co.uk



BEAM & PIPE CLAMP

ERICO

- Easy installation to beam flanges
- Eliminates offset bending conduit
- Conduit clip rotates 360 degrees



160180

Beam & Pipe Clamp C/W Set Screw

J CLIP

ERICO

- Attaches to joists and C purlin
- Support threaded rod
- Threaded rod hanger can swivel to provide a vertical dropdown



160220

T10J1 J Clip 1.5-4mm

CLAMP BEAM WITH SET SCREW

ERICO

- Easy installation to beam flanges



170380

Clamp Beam with Set Screw M6

CLAMP 6X25 TYPE C BEAM

ERICO

- Multi-functional beam clamp
- Use with Cable/Conduit/Pipe Clamp or Square Washer for Multi-Function C-Clamp



336100

Clamp 6x25 Type C Beam

BOLT ON BEAM CLAMPS

ERICO



389510

TKN10 Bolt on Beam Clamp 11mm

389520

TKN12 Bolt on Beam Clamp 13mm

4G24WN STUD

ERICO

- Supports electrical fixtures from acoustical T-grid
- 6WN wing nut included
- No tools required for installation



160290

4G24WN 24-26mm C/W Washer

TWIST CLIP

ERICO

- Supports wire or chain from T-Grid
- Fast, easy and secure twist on installation
- No tools required for installation
- Will not damage T-grid



170230

4G16H Clip 24-26mm

CONDUIT CLIPS

ERICO

- Supports conduit to rod, wire or flange
- Can also be used for flexible metallic tubing, armoured cable, portable cables, control tubes and communications cable
- Available for EMT, rigid, ENT, IMT, MC/AC and aluminium conduit
- No installation tools required



170670

K12 Clip 19-25mm

170690

K20 Clip 35-44mm

PIPE CLIP

ERICO

- Push-in installation of conduit
- Eliminates need for offset bending conduit
- May be used for either vertical or horizontal installations



171150 Pipe Clip 12P P Single

WASHER FOR SCREW ROD FIXING

ERICO

- Combination wing nut and washer



171560 6WN Washer For Screw Rod Fixing

T STUD CLIPS

ERICO

- Supports electrical fixtures from acoustical T-grid
- Fast, easy and secure twist on installation
- Will not damage T-grid



171900 4G16M16 T Stud Clip 6x16mm
176880 4G16M25 T Stud Clip 6x25mm

CABLE TRAY TO ROD CLIP

ERICO

- Supports cable tray up to 68mm wide



172960 Clip BRK C/TRAY-Thread Rod M8-12

CLIP FOR THREAD ROD

ERICO

- Suspends threaded rod from horizontal structures such as laminated wood or concrete beams, joists, ceilings and walls



175030 M8TIB Screw Fix Clip For Thread Rod

MASONRY PIPE CLIP

ERICO

- Provides a method of supporting conduit and outlet boxes above acoustical tee bar
- Available for both horizontal and vertical support
- Eliminates need for offset bending conduit



177190 812MATA 18-30mm

PURLIN HANGERS

ERICO

- Hammer-on clip compensates for angle of purlin
- Provides a portable hole
- Side mount



171690

171690 122 Purlin Hanger 2.8mm
174980 122M8TI Purlin Hanger M8 8.5mm
175070 122M10TI Purlin Hanger M10 11M

BASKET BRACKETS

ERICO

- Works with the KBT Wire Basket Tray Clip for securing wire basket cable tray
- Accommodates cable tray from 50 mm to 450 mm wide
- Secures wire basket mesh or perforated cable trays to either vertical or horizontal masonry surfaces
- Includes two M6 adjustable captive nuts and two M6 round bolts for securing perforated tray



175640 ECTB1 Basket Bracket 64mm
175650 ECTB2 Basket Bracket 127mm

STAINLESS STEEL BEAM CLAMPS

ERICO

- Can be used to support boxes, fixtures or other applications from beam flanges
- Assorted attachment points provided to reduce inventory
- Requires only a hammer to install




179720
179730

EM24-2 Hammer On 3-8mm
EM58-8 Hammer On 8-14mm

HEAVY DUTY RANGE GIRDER CLAMPS

ERICO

- Light duty system
- Includes clamp and U channel




570140
570160

Screw Rod Girder Clamp 200mm
Screw Rod Girder Clamp 300mm

SCREW GUN BRACKETS

ERICO

- Improved design with stamped inch markings and pilot holes accelerates precise box conduit mounting between studs
- Notched and marked for easy identification and bending
- Pilot holes allow easy box attachment with a screwdriver
- Requires only a screw gun to install
- Unique, one-piece, break apart design



187190
187191

Speedlink TSGB16 T/Scop SGB
Speedlink TSGB24 T/Scop SGB

EARTHING

ERICO

- | | |
|------------------|-----------------------------------|
| PER/EP | Concrete Earth Pit |
| PER38 | 3/8"x1.2m Earth Rod |
| PER38/CLJ | 3/8" Earth Rod Clamp |
| PER58 | 5/8"x1.2m Earth Rod |
| PER58/CLA | 5/8" Earth Rod A Clamp |
| PER58/CO | 5/8" Earth Rod Coupling |
| PER58/DS | 5/8" Earth Rod Drive Stud |
| RCC10 | 5/8" Rod to Cable Lug Clamp Earth |



REELSAVER

niGLON



INNOVATIVE, SIMPLE, EFFECTIVE DESIGN

The Reelsaver repairs and protects damaged cable reels. It has been conceived and developed out of the necessity to stop wasting time and money caused by damaged cable drums.

Manufactured in the UK from fully recyclable ABS and polycarbonate materials.

REELSAVER Reelsaver

OUR BRANCHES

Contact your local branch for opening times.

Anglesey:

01248 719077
anglesey@tnr.co.uk

Mochdre:

01492 548123
mochdre@tnr.co.uk

Ashton:

0161 882 9453
ashton@tnr.co.uk

Pwllheli:

01758 719429
pwllheli@tnr.co.uk

Brighouse:

01484 726610
brighouse@tnr.co.uk

Rhyl:

01745 356033
rhyl@tnr.co.uk

Chester:

01244 675779
chester@tnr.co.uk

Rochdale:

01706 648352
rochdale@tnr.co.uk

Crewe:

01270 584671
crewe@tnr.co.uk

Stockport:

0161 480 9141
stockport@tnr.co.uk

Macclesfield:

01625 433617
macclesfield@tnr.co.uk

Warrington:

01925 650501
warrington@tnr.co.uk

T90 VOLTAGE/CONTINUITY TESTER

FLUKE

IP54



- Voltage AC/DC: 12 Volt 690 Volt
- Backlit graduated scale and indicators
- Requires 2 x AA batteries
- Complies with HSE GS 38 (tip caps) and IEC EN 61243-3: 2010
- Safety rating: CAT II 690V CAT III 600V

T90 Voltage/Continuity Tester

T110 VOLTAGE/CONTINUITY TESTER

FLUKE

IP64



- Voltage AC/DC: 12 Volt 690 Volt
- Phase rotation: 100V to 690V
- Requires 2 x AA batteries
- Complies with HSE GS 38 (tip caps) and IEC EN 61243-3: 2010
- Safety rating: CAT II 690V CAT III 600V

T110 Voltage/Continuity Tester

T130 VOLTAGE/CONTINUITY TESTER

FLUKE

IP64



Large
LED
Display

- Voltage AC/DC: 12 Volt 690 Volt
- Phase rotation: 100V to 690V
- Requires 2 x AA batteries.
- Complies with HSE GS 38 (tip caps) and IEC EN 61243-3: 2010
- Safety rating: CAT II 690V CAT III 600V

T130 Voltage/Continuity Tester with LCD Display

T150 VOLTAGE/CONTINUITY TESTER

FLUKE

IP64



Large
LED
Display

- Voltage AC/DC: 6 Volt 690 Volt
- Resistance measurement: Up to 1999Ω
- Phase rotation: 100V to 690V
- Requires 2 x AA batteries
- Complies with HSE GS 38 (tip caps) and IEC EN 61243-3: 2010
- Safety rating: CAT II 690V CAT III 600V

T150NEW Voltage/Continuity Tester with LCD Display

ELECTRICAL TESTER & HOLSTER KIT

FLUKE®



KIT CONTAINS:

- T5-1000 voltage electrical tester
- 1 AC-2 VoltAlert
- Voltage detector
- H5 holster

T5/H5-1ACKIT Electrical Tester and Holster Kit

T5 CONTINUITY/CURRENT TESTER

FLUKE®



Large
LED
Display

- Front-line troubleshooting and measurement tool
- 1000 volt model with digital display
- OpenJaw current measurement
- Heavy duty leads
- Safety rating: 1000V overvoltage CAT III

T5/1000 T5 1000 Volt Continuity and Current Tester

SOFT CARRYING CASE

FLUKE®



Zippered carrying case with durable vinyl exterior, belt loop, and a small internal pocket.

FITS:

- Fluke T100, T120 and T140 testers
- Fluke 330 series clamp meters
- Fluke T5 electrical testers

C33 Soft Carrying Case for T110, T130 and T5 Meters

TEST CERTIFICATES

FLUKE®



- | | |
|-------------|---|
| TD01 | Electrical Installation Certificate - 40 per pad |
| TD02 | Electrical Minor Work Certificate - 40 per pad |
| TD03 | Periodic Inspection Report - 40 per pad |
| TD04 | Survey Schedule & Test Report Certificate |
| TD05 | Inspection and Test Schedule Certificate |
| TD06 | Inspection and Test Schedule Certificate - 2 x 12 way |
| TD07 | Part 'P' Documentation |

MULTIFUNCTION TESTERS

FLUKE



MULTIFUNCTION INSTALLATION TESTERS verify the safety of electrical installations in domestic, commercial and industrial applications.

This electrical installation testing ensures that fixed wiring is safe and correctly installed, meeting the requirements of most local electrical wiring regulations.

The Fluke 1660 Series Installation Testers are the only installation testers that help prevent damage to connected appliances at insulation tests, and also allow users to send test results wirelessly via smartphone directly from the field.

1662 MULTIFUNCTION INSTALLATION TESTER

- Fast high current loop test
- Variable RCD current mode for customized settings
- PASS/FAIL indication for RCD tests
- Select voltage measurement between L-N, L-PE and N-PE
- Zero adapter for easy test lead compensation
- Extended documentation mode

FLK-1662 1662 Multifunction Installation Tester

1663 MULTIFUNCTION INSTALLATION TESTER

- Fast high current loop test
- Variable RCD current mode for customized settings
- PASS/FAIL indication for RCD tests
- Select voltage measurement between L-N, L-PE and N-PE
- Zero adapter for easy test lead compensation
- Extended Memory
- Extended documentation mode

FLK-1663 1663 Multifunction Installation Tester

1654B MULTIFUNCTION INSTALLATION TESTER

- Fast high current loop test
- Variable RCD current mode for customized settings
- PASS/FAIL indication for RCD tests
- Select voltage measurement between L-N, L-PE and N-PE
- Zero adapter for easy test lead compensation
- Loop & Line Resistance - mΩ resolution
- Test smooth dc sensitive RCDs (Type B)
- Extended Memory
- Extended documentation mode

1654 1654B Multifunction Installation Tester



Look out for our Calibration Mornings!

- Any make or model calibrated
- Stay on the right side of the regs
- Make sure you're complying with BS7671

Ran in
conjunction
with
FLUKE

Ask at your local TNR branch for more details

116 MULTIMETER WITH TEMP & MICROAMPS

FLUKE®

Large
LED
Display



- Measures temperature, microamps and more
- LoZ function prevents false readings due to ghost voltage
- Built-in thermometer for HVAC applications
- Three-year warranty.

FLUKE116 Multimeter with Temperature

117 MULTIMETER WITH NON-CONTACT VOLTAGE

FLUKE®

Large
LED
Display



- VoltAlert™ technology for non-contact detection
- AutoVolt™ automatic AC/DC voltage selection
- Low input impedance: Helps prevent false readings due to ghost voltage

FLUKE117 Multimeter with Non-Contact Voltage

323 TRUE RMS CLAMP METER

FLUKE®

Slim
Ergonomic
Design



- 400A AC current measurement
- 600V AC/DC voltage measurement
- True RMS AC voltage and current for accurate measurements on non-linear signals

FLUKE323 True RMS Clamp Meter

POCKET VOLTAGE DETECTOR PEN

FLUKE®



- Detects AC voltage through insulation without requiring contact to the bare conductor
- Light and sound on detection of voltage

IAC Pocket Sized Voltage Detector Pen

LVD1 LED VOLTAGE DETECTOR LIGHT

FLUKE

AAA
Battery
Included



Non-contact AC voltage detector and LED flashlight combined in one convenient, compact design.

LVD1 LED Volt Light

LVD2 LED VOLTAGE DETECTOR LIGHT

FLUKE

AAA
Battery
Included



Non-contact AC voltage detector and LED flashlight combined in a pen-style design.

- Detects 90 to 600V AC

LVD2 LED Volt Light Detector Pen

TP165X REMOTE CONTROL PROBE

FLUKE




Slim probe with test button keeps your eyes on the panel while probing hard to reach points.

TP165X Remote Control Probe

TL165/UK FUSED TEST PROBE SET

FLUKE



Consists of:

- 3 x test leads
- 3 x crocodile clips
- 3 x test probes
- 3 x fused test probes

TL165/UK Fused Test Probe Set

TL165X STANDARD TEST LEAD SET

FLUKE

Consists of:

- 3 x test leads
- 3 x test probes
- 3 x alligator clips



TL165X Standard Test Lead Set - Non fused

TL76 2MM/4MM TEST LEAD SET

FLUKE

Comes with removable insulated IC caps to allow probing on closely spaced leads.



TL76 All-In-One Test Lead Set - 2mm/4mm

GENERAL MAINTENANCE KIT

Master Lock



KIT CONTAINS:

- 1 compact pouch with Velcro® strap
- 2 Dielectric Thermoplastic Safety Padlocks - Keyed alike
- 1 Miniature Circuit Breaker Lockout - Standard toggles
- 1 Miniature Circuit Breaker Lockout - Wide toggles
- 1 Miniature Circuit Breaker Lockout - Pins inward
- 1 Universal Miniature Circuit Breaker Lockout
- 1 Circuit Breaker Lockout - Wide or tall breaker toggles
- 1 Circuit Breaker Lockout - Standard breaker toggles
- 2 Reusable Guardian Extreme Tags
- 1 Nylon Lockout Hasp - flexible shackle
- 1 1.83m adjustable lockout cable

MAINTKIT-FR General Maintenance Lockout Kit

ELECTRICAL LOCKOUT KIT

Master Lock



KIT CONTAINS:

- 1 compact pouch with Velcro® strap
- 2 Dielectric Thermoplastic Safety Padlocks - Keyed alike
- 1 Miniature Circuit Breaker Lockout - Standard toggles
- 1 Miniature Circuit Breaker Lockout - Wide toggles
- 1 Miniature Circuit Breaker Lockout - Pins inward
- 1 Universal Miniature Circuit Breaker lockout
- 1 Circuit Breaker Lockout - Wide or tall breaker toggles
- 2 Reusable Guardian Extreme Tags

ELECKIT-FR Electrical Lockout Kit

ELECTRICAL LOCKOUT RETROFIT KIT

Master Lock



KIT CONTAINS:

- 3 Miniature Circuit Breaker Lockout - Standard toggles
- 3 Universal Miniature Circuit Breaker Lockout
- 1 Circuit Breaker Lockout - Wide or tall breaker toggles

ACCKIT-FR Electrical Lockout Retrofit Kit

MINIATURE CIRCUIT BREAKER LOCKOUT DEVICE

Master Lock



- Locks virtually all miniature ISO/DIN circuit breakers throughout the world
- Thumb turn dial screw for easy attachment - no tools required!
- Dial is inaccessible in the locked position to prevent removal
- Padlock can be applied horizontally or vertically
- Can be mounted side-by-side on adjacent miniature circuit breakers
- Durable thermoplastic material is chemical resistant and performs effectively in extreme environments

S2394 Miniature Circuit Breaker

INDUSTRIAL HAND-HELD LABEL PRINTER

brother
at your side



In electrical and datacom installations, clear, robust labelling is crucial - and the PT-E300VP with carry case has been designed to make the process easier than ever before.

It's a durably engineered machine with a rechargeable battery and AC adapter that makes printing labels from 3.5 to 18mm wide simple. And it's also compatible with high-grade and self-laminating tapes, as well as heat-shrink tubes.



- PC style keyboard
- Large backlit graphic display
- Easy to read characters
- Smart label application keys
- Multiple power options
- Built in industrial strength cutter
- 2 year manufacturers warranty

PT-E300VP Hand Held Label Printer

TZ SERIES TAPE

brother
at your side

**LAMINATED
ADHESIVE TAPE**

Quality permanent adhesive tape providing good adhesion to most smooth, oil and dirt free surfaces. The over laminate provides a high degree of protection to the label making. Designed to be extra hard wearing. These scratch-proof labels can withstand heavy abrasion, electrical resistance and lengthy exposure to chemicals, sunlight, water and extreme temperatures from -50 to 300°C. Consisting of six layers of materials resulting in a thin, extremely strong label. Compatible with Brother P-touch label printers.



- | | |
|---------------|---------------------------|
| TZE221 | Black on White 9mm x 8m |
| TZE231 | Black on White 12mm x 8m |
| TZE241 | Black on White 18mm x 8m |
| TZE251 | Black on White 24mm x 8m |
| TZE621 | Black on Yellow 9mm x 8m |
| TZE631 | Black on Yellow 12mm x 8m |
| TZE641 | Black on Yellow 18mm x 8m |
| TZE651 | Black on Yellow 24mm x 8m |

ELECTRICIAN'S HAND-HELD LABEL PRINTER

brother
at your side

**BROTHER'S BEST EVER
ELECTRICAL LABEL PRINTER!**



Brother's flagship model, the PTE550WVP, is packed full of features to help you work better.

Print tape widths up to 24mm using the QWERTY keyboard and smart label keys which allow you to quickly access industry relevant templates and icons.

Customise your labels further using our free Mobile Cable Label Tool app. With a wide range of in-built wiring regulations compliant labels, it's easy to produce all the labels you need. You can even add your company logo and ensure you leave your mark of a smart professional.

- Label widths 3.5, 6, 9, 12, 18 and 24mm
- Free app makes printing from a smartphone/tablet easier than ever
- Simple data transfer via USB or wireless connection
- Smart label application keys - quick access to industry relevant templates such as cable wrap, cable flag, face plate and more
- Fast print speeds of up to 30mm/sec
- Advanced automatic cutter (full and half cut options) keeps multiple labels in the correct order and reduces waste
- Easy to use QWERTY keyboard and large backlit LCD screen
- Long-lasting rechargeable Li-ion battery pack
- Specialist tapes available including heat-shrink tubing and flexi ID
- Comes with handy carry case including adjustable wrist strap, USB mini cable, rechargeable battery, AC adaptor, 24mm black on yellow 8M strong adhesive tape and 12mm black on white 8M flexi tape



PT-E550WVP Electrician's Hand Held Label Printer

ELECTRICAL WARNING LABELS

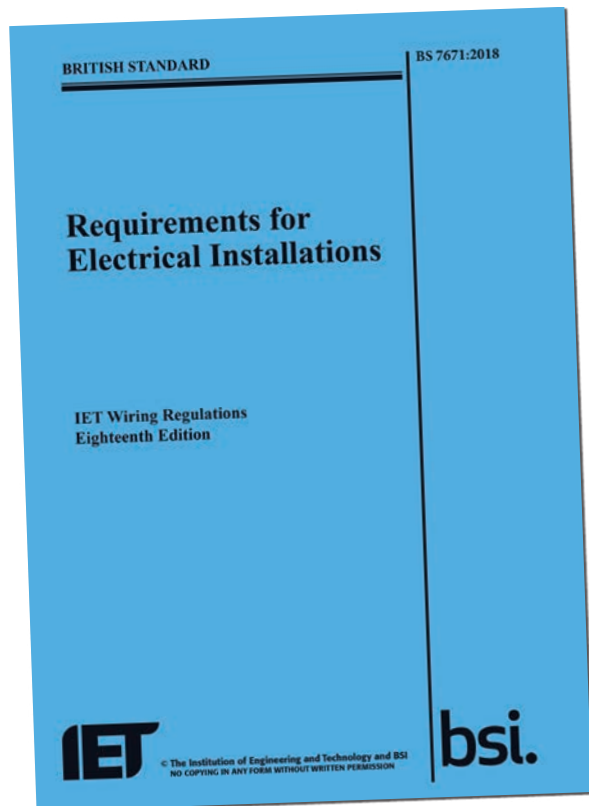
FOR THE COMPLETE RANGE OF WARNING LABELS, REFER TO THE LABEL LIST HERE...		WARNING LABEL WORDING	CODE	QUANTITY
		APPLIANCE PASS	PASS250	250 PACK
		PASS LABELS	PASS500	500 BOX
		PASS LABELS	PASS500S	500 SHEETS
		WARNING DANGER 240V	HCT3YB	SINGLE
		WARNING DANGER 415V	HCT5YB	SINGLE
		DO NOT MOVE	HCT50YBG	SINGLE
		WARNING 110V	HC1YB	SINGLE
		DANGER 240V	HC3YB	SINGLE
		DANGER 415V YELLOW	HC5YB	SINGLE
		WARNING ISOLATE	LFT22YB	SINGLE
		WARNING DANGER OF DEATH	LFT23YB	SINGLE
		SAFETY DO NOT REMOVE	LF50YBG	SINGLE
		ISOLATE SUPPLY BEFORE OPENING COVER	LH21YB	SINGLE
		RW WARNING - DO NOT SWITCH ON	NA10WR	SINGLE
		WARNING INSPECTION	PJ24WB	SINGLE
		RCD TEST REMINDER	PL43WB	SINGLE
		SELF ADHESIVE CABLE SIZE 2	SAF2	SINGLE
		TESTED FOR ELECTRICAL SAFETY	TC10625	10 PACK
		REJECTED DO NOT USE	TC10626	10 PACK X 14
		WARNING DANGER 110V	TLF1YB	SINGLE
		WARNING DANGER 230V	TLF2YB	SINGLE
		WARNING ISOLATE SUPPLY	TLF22YB	SINGLE
		WARNING DANGER 240V	TLF3YB	SINGLE
		FLASH + DANGER 415V	TLF5YB	SINGLE
		DANGER 400V	TLF6YB	SINGLE
		PERIODIC TEST	VPJ24WB	SINGLE
		DANGER 240V	WLVHC3YB	100 ROLL
		2004 HARMONIZED/OLD COLOUR 1	WLWR	SINGLE
		2004 HARM COLOUR INSTALL 1	WLWRA	SINGLE
		TREATMENT OF ELECTRIC SHOCK	WY70WB	SINGLE



T.N. Robinson Ltd.
*Serving Stockport and
 beyond since 1923*



18TH EDITION PUBLICATIONS, CERTIFICATES & LOG BOOKS




IET WIRING REGULATIONS 18TH EDITION

BS 7671 is the national standard to which all electrical installations should conform. The 18th Edition IET Wiring Regulations contains important new information for all electrical installers and engineers.

The IET Wiring Regulations are of interest to all those concerned with the design, installation and maintenance of electric wiring in buildings.

The market includes electricians, electrical contractors, consultants, local authorities, surveyors and architects.

This book will also be of interest to professional engineers, as well as students at university and further education colleges.



IET ON-SITE GUIDE

The On-Site Guide provides practical information on applying the requirements of BS 7671.

The handy A5, spiral bound book is easy to take out on the job and reference as needed. This book has been fully updated to BS 7671:2018.



CERTIFICATES

These certificates are for use by electrical contractors not enrolled or registered with NICEIC or Elecsa and for Approved Contractors working outside of their scope of enrolment.

PUBLICATIONS

- PIETREG18** BS7671:2018 IET Wiring Regulations 18th Edition
978 1 78561 170 4
- PIETOSG18** IET On-Site Guide
978 1 78561 442 2
- PIETGN118** IET Guidance Note 1: Selection & Erection
978 1 78561 445 3
- PIETGN318** IET Guidance Note 3: Inspection & Testing
978 1 78561 452 1
- PNICSG18** NICEIC Site Guide For Installations <100A
978 1 906091 91 0
- PNICITC18** NICEIC Inspection Testing & Certification
978 1 906091 90 3

CERTIFICATES

- CNICDCM18** GR-Domestic Electrical Installation Green
- CNICDPM18** GR-Domestic Electrical Installation Condition
- CNICIMM18** GR-Minor Electrical Works Installation Certificates
- CNICIPM18** GR-Electrical Installation Condition Reports

LOG BOOKS

- 5388** Fire Log Book
- 6833** Emergency Lighting Log Book

NAIL-PROOF STUBBY WOODBEAVER SET



The Nail-Proof WoodBeaver is the solution to drilling in nail embedded wood. Designed with all the benefits of the original WoodBeaver, the Nail-Proof also features a stronger cutting head, allowing it to provide effective drilling even after Nail Strikes. The Robust Profile of the four precision ground cutting teeth provides extreme resistance to hard objects whilst the HSS cutting head increases durability in tough materials to give longer tool life.

The Nail-Proof Stubby length WoodBeaver has all the great benefits of the standard length Nail-Proof, but in a 120mm compact length making this perfect for inter joist drilling and working in tight spaces (standard length is 165mm).

- Set contains 1 x 16, 20, 25mm
- 1 x Quick-Change SDS Plus to 1/4" Adaptor
- Supplied in a robust plastic case for added tool protection

WWBNP4PCSET 4 Piece Set

WOOD BITS



STANDARD

WWB10.0T	10mm Drill Bit
WWB12.0T	12mm Drill Bit
WWB16.0T	16mm Drill Bit
WWB20.0T	20mm Drill Bit
WWB22.0T	22mm Drill Bit
WWB25.0T	25mm Drill Bit
WWB32.0T	32mm Drill Bit
WWB4PCSET	4 Piece Standard Set

STUBBY

WWBST20	20mm Stubby
WWBST25	25mm Stubby
WWBST32	32mm Stubby
WWB3PCSET120	Stubby Set - 16, 20, 25 x 120mm

NAIL-PROOF

WWBNP20	20mm Nail-Proof
WWBNP22	22mm Nail-Proof
WWBNP25	25mm Nail-Proof
WWBNP32	32mm Nail-Proof

GENERAL

WWB1/4HEX250	250mm Hex Extension
SDS1/4WB055	Adaptor 1/4" - SDS 10-25mm
SDS7/16WB090	Adaptor 7/16" to SDS 32mm

FLAT BITS



FB8	Flat Bit 8mm
FB10	Flat Bit 10mm
FB13	Flat Bit 13mm
FB16	Flat Bit 16mm
FB20	Flat Bit 20mm
FB22	Flat Bit 22mm
FB25	Flat Bit 25mm
FB32	Flat Bit 32mm
FB38	Flat Bit 38mm



CONE CUTS / MULTI-STEP CONE CUTS



CONECUT1	Taper Drill 3/8" Shank 6 - 20mm
CONECUT2	Taper Drill 3/8" Shank 16 - 30.5mm
CONECUT3	Taper Drill 3/8" Shank 25 - 40mm
MC1625	Multicut Step Drill - 16 to 25mm
MC1632	Multicut Step Drill - 16 to 32mm



SDS DRILL BITS

armeg 

SDS5.5110	5.5mm x 50mm Cut Depth SDS Drill Bit
SDS5.5210	5.5mm x 150mm Cut Depth SDS Drill Bit
SDS55160	5.5mm x 100mm Cut Depth SDS Drill Bit
SDS6110	6mm x 50mm Cut Depth SDS Drill Bit
SDS6160	6mm x 100mm Cut Depth SDS Drill Bit
SDS6.5110	6.5mm x 50mm Cut Depth SDS Drill Bit
SDS6.5160	6.5mm x 100mm Cut Depth SDS Drill Bit
SDS7160	7mm x 100mm Cut Depth SDS Drill Bit
SDS8160	8mm x 100mm Cut Depth SDS Drill Bit
SDS8210	8mm x 150mm Cut Depth SDS Drill Bit
SDS101000	10mm x 950mm Cut Depth SDS Drill Bit
SDS10160	10mm x 100mm Cut Depth SDS Drill Bit
SDS10210	10mm x 150mm Cut Depth SDS Drill Bit
SDS10310	10mm x 250mm Cut Depth SDS Drill Bit
SDS10600	10mm x 550mm Cut Depth SDS Drill Bit
SDS12160	12mm x 100mm Cut Depth SDS Drill Bit
SDS12210	12mm x 150mm Cut Depth SDS Drill Bit
SDS12250	12mm x 200mm Cut Depth SDS Drill Bit
SDS12300	12mm x 250mm Cut Depth SDS Drill Bit
SDS13250	13mm x 200mm Cut Depth SDS Drill Bit
SDS13450	13mm x 400mm Cut Depth SDS Drill Bit
SDS14200	14mm x 150mm Cut Depth SDS Drill Bit
SDS14250	14mm x 200mm Cut Depth SDS Drill Bit
SDS14300	14mm x 250mm Cut Depth SDS Drill Bit
SDS14450	14mm x 400mm Cut Depth SDS Drill Bit
SDS16200	16mm x 150mm Cut Depth SDS Drill Bit
SDS16300	16mm x 250mm Cut Depth SDS Drill Bit
SDS161000	16mm x 950mm Cut Depth SDS Drill Bit
SDS20200	20mm x 150mm Cut Depth SDS Drill Bit
SDS20300	20mm x 250mm Cut Depth SDS Drill Bit
SDS20450	20mm x 400mm Cut Depth SDS Drill Bit
SDS20600	20mm x 600mm Cut Depth SDS Drill Bit
SDS201000	20mm x 950mm Cut Depth SDS Drill Bit
SDS25250	25mm x 200mm Cut Depth SDS Drill Bit
SDS25450	25mm x 400mm Cut Depth SDS Drill Bit



TWISTER IMPACT RATED DRILL BITS

armeg 

TMM05.5x150	5.5mm x 150mm Multi Material Drill Bit
TMM06.0x150	6mm x 150mm Multi Material Drill Bit
TMM07.0x150	7mm x 150mm Multi Material Drill Bit
TMM08.0x150	8mm x 150mm Multi Material Drill Bit



CHISEL DRILL BITS

armeg 

EBS-BSC-HM	80mm EBS SDS Flat Chisel
G150B4SCH	Comb Chisel SDS + SCUTCH
G225B4CC	30mm CHC Channelling Chisel
G225B4CC50	50/55mm CHC Channelling Chisel
G250B4C	20mm x 25mm SDS Chisel
G310B4CCSB	20mm (long) CHC Channelling Chisel
SCC0X5	SCUTCH comb (Book 5 for 1 Pack)



MASONRY DRILL BITS

armeg 

P05.5X085	No10 5.5mm x 85mm Cut Depth Hammer
P05.5X150	No10 5.5mm x 150mm Cut Depth Hammer
P06.5X150	No12 6.5mm x 150mm Cut Depth Hammer
PZ05.5X085	No10 5.5mm x 85mm Cut Depth Standard
PZ05.5X150	No10 5.5mm x 150mm Cut Depth Standard
PZ06.5X100	No12 6.5mm x 100mm Cut Depth Standard
PZ07.0X100	No14 7mm x 100mm Cut Depth Standard



A-LINE SDS PLUS HAMMER DRILL BITS

armeg 

ALS05.0X110	5mm x 110mm Hammer Drill Bit
ALS05.5X160	5.5mm x 160mm Hammer Drill Bit
ALS05.5X210	5.5mm x 210mm Hammer Drill Bit



MASONRY FIXINGS INSTALLATION SET

armeg 

**IMPACT RATED FOR
IMPACT DRIVERS**



The Masonry Fixings Installation Set features a combination of drill bits and screwdriver bits from Armeg's Twister Range of Impact Rated Accessories - which are specifically designed for the optimum performance in impact drivers.

The 15 Piece Set comes complete in a handy fabric roll with contents and sizes printed for easy tool identification.

KIT CONTAINS:

- Twister Masonry Drill Bits (150mm): 2 x 5.5mm, 1 x 6mm, 1 x 7mm, 1 x 8mm
- 50mm Twister Screwdriver Bits: 1 x Ph1, 4 x PZ2, 1 x PZ3
- 75mm Twister Screwdriver Bits: 1 x Ph 2, 2 x PZ2, 1 x PZ3

SDB&DBSET15 Masonry Fixings Installation Set

COBALT VARI-PITCH HOLESAWS

armeg



IT.
JUST.
KEEPS.
GOING



Designed for extreme durability and extended tool life these holesaws are the choice for the ultimate drilling performance. Cost-effective and a reliable solution for producing holes in Metals, Wood and Plastics, the bi-metal holesaw has been manufactured using the most advanced technology available.

- Tougher tooth design manufactured with M42 Superior Steel featuring 8% cobalt provides excellent wear resistance properties at higher drilling temperatures giving extended tool life
- Variable pitch cutting teeth combine an aggressive cut and increased spoil removal with a smoother cut and reduced vibration for increased speed and tool durability
- Irregular depth clearance gullets avoid trapped spoil by providing a more efficient chip clearance meaning teeth stay sharper for longer
- Stronger flex-free body construction designed with high alloy content steel for structural integrity

PCH016	16mm Hole Saw Cobalt
PCH020	20mm Hole Saw Cobalt
PCH022	22mm Hole Saw Cobalt
PCH025	25mm Hole Saw Cobalt
PCH032	32mm Hole Saw Cobalt
PCH038	38mm Hole Saw Cobalt
PCH040	40mm Hole Saw Cobalt
PCH051	51mm Hole Saw Cobalt
PCH076	76mm Hole Saw Cobalt
PCH102	102mm Hole Saw Cobalt
PCH070	70mm Hole Saw Cobalt
PCH067	67mm Hole Saw Cobalt
PCH083	83mm Hole Saw Cobalt
CHD16-29SDS	Arbour 14-29mm SDS
CHD16-29HEX	Arbour 14-29mm HEX
CHD32-64HEX	Arbour 32-152mm HEX
CHD32-64SDS	Arbour 32-152 mm SDS
CHPD	Pilot Drill

ACCELER8% HOLESAWS

armeg

THE ARMEG ACCELER8%
IS NO ORDINARY HOLESAW



Designed specifically for drilling sheet steel, the Acceler8% is built for speed. Perfect for users drilling steel trunking, cabinets, enclosures, panels and cladding it is the ultimate time saving and hassle free solution. With drilling speeds of 3.4 seconds and 37% faster than a standard holesaw, it's the fastest way to drill sheet steel.

SSH016	16mm Hole Saw
SSH020	20mm Hole Saw
SSH025	25mm Hole Saw
SSH032	32mm Hole Saw
SSH040	40mm Hole Saw
SSH20TP	2 x 20mm Hole Saw
SSH25TP	2 x 25mm Hole Saw
SSH2025TP	20/25mm Hole Saw
SSH3PCSET	20/25/32mm Hole Saw Set
SSHSPR	Hole Saw Replacement Spring
SSHDP	Hole Saw Replacement Pilot Drill



OOPS ARBOR

Starrett

NEED TO MAKE A HOLE LARGER?
THEN YOU NEED AN OOPS ARBOR!



For use with Starrett
holesaws, ask at your local
TNR branch for current stock.



A19ARB OOPS Arbor

ADJUSTABLE HOLE CUTTER

armeg

THE FLEXIBLE TOOL FOR
CREATING DOWNLIGHTER HOLES

- 2 adjustable HSS cutting blades
- Impact resistant dust collection unit
- Depth control mechanism
- Cuts holes in:
veneer, plywood, wood board,
plaster board and acrylic
- Creates holes for:
downlighters, fans, vents
and speakers



AHC40-200 Adjustable Hole Cutter (40mm - 203mm)

SOLID BOARD CUTTER 111MM COMPLETE SET



DRILL EASY FIX HOLES IN SOLID BOARDS IN UNDER A MINUTE



Armeg's Solid Board Cutter provides users with a simple and easy solution for drilling access holes in solid board flooring - no need for inter-joist sawing. When used together with Armeg's removable solid plug caps, this product produces a neat access hole which lies flush with the floor and allows re-entry for future access requirements.

- Rapidly creating a 111mm diameter hole in under one minute, the Solid Board Cutter features 8% Cobalt HSS tipped teeth for durability, lasting at least 100% longer than a standard bi-metallic holesaw
- A precision manufactured depth-stop ring and HSS rebating cutters allow SBC caps to precisely locate in the flooring for a neat finish with 100% accuracy
- SBC can be used in flooring grade chipboard up to 22mm thick.

The Solid Board Cutter is ideal when creating holes for:

- Running cables under floors for rewires / installations
- Access above down-lighters during installation or maintenance
- Access when running pipework under flooring
- General work where access to the floor void under solid flooring is required

CONTENTS:

- 1 x 111mm Cobalt Solid Board Cutter
- 3 x 111mm Plugs
- 1 x Hexagon Drive Adaptor for SBC Cutter
- 1 x SDS Plus Drive Adaptor for SBC Cutter

SBC111SET 111mm Complete Set

TOOL SETS & ACCESSORIES



EBS.TC.SET

DL100B41P



EBS DOUBLE
BOX SINKER TOOL

EBS.TCINST.SET

EBS.TC.SET EBS 1G Box Sinker Tool Set
EBS.TCINST.SET EBS 1/2G Box Sinker Tool Set
DL100B41P EBS Round Guide Rod set
RPSBC111PLUG 111mm Plug for Solid Board

CABLE ROD KITS



SBC.CR.SET4 10 x 300mm Cable Rod Kit
SBCCRSET2 10 x 1 metre Cable Rod Kit

JIGSAW BLADES



BU224 9.5mm Metal Jigsaw Blade - 5 Pack
BU224S 4.5mm Metal Jigsaw Blade - 5 Pack
BU230X 7.5mm Abrasive Jigsaw Blade - 5 Pack
BU310T 7.5mm Wood Jigsaw Blade - 5 Pack
BU46 9.5mm Wood Jigsaw Blade - 5 Pack

14 PIECE IMPACT RATED SCREWDRIVER BIT SET

armeg

- ¼ quick-change shank
- Torsion portion design
- User-friendly
- Durable screwdriver bits

KIT CONTAINS:

50mm Twister Screwdriver Bits

- Philips 2
- Pozi 1, 2, 3
- Torx T15, T20, T25

75mm Twister Screwdriver Bits

- Philips 2
- Pozi 1, 2, 3
- Torx T15, T20, T25



SDBSET14T 14 Piece Screwdriver Bit Set

11 PIECE PZ2 SCREWDRIVER BIT SET

armeg

This set includes the impact rated Click and Drive Adaptor, which features a 'quick click-in' and 'quick-release' system for hassle free bit changes.

S2 steel manufactured screwdriver bits provide excellent durability and can be used within impact drivers.



SDBSET11PZ2 11 Piece PZ2 Screwdriver Bit Set

21 PIECE PRECISION SCREWDRIVER BIT SET

armeg

This set is designed for screwdriving applications where precision is essential and includes a range of 4mm Hex precision screwdriver bits.

Also featuring an interchangeable ESD ratchet, it's ideal for working on electronic devices and electrostatically sensitive components. The 3 way ESD ratchet provides versatility for tightening, loosening and using as a conventional screwdriver.



SDBSET21P 21 Piece Precision Screwdriver Bit Set

32 PIECE SCREWDRIVER BIT SET

armeg

This set is a professional set designed with a variety of bit sizes to ensure that users always have the right bit for the right job.

The set also includes the impact rated Click and Drive Adaptor, which features a 'quick click-in' and 'quick-release' system for hassle free bit changes. Impact rated screwdriver bits are colour coded for easy selection.



SDBSET32 32 Piece Screwdriver Bit Set

27 PIECE SCREWDRIVER BIT & SOCKET SET

armeg

This multi-purpose set features both the Armeg 'Access All Areas' ratchet and 'Click and Drive' adaptor. This provides users with both a direct drive and 90° drive option for screwdriver bits and sockets, giving extreme versatility and cost-effectiveness.

The AAA ratchet features 72 teeth which allow tightening from only 5° angle returns, making it perfect for use within tight spaces.



SDB&SSET27 27 Piece Screwdriver Bit and Socket Set


60CC CUTTING COMPOUND

armeg

60cc Cutting Compound is perfect for use with Armeg's Metal Cutting Range, and helps to maintain sharpness and tool life.

Ideal for use with:

- LDX Metal: Carbide Tipped Holesaws
- Acceler8% - Sheet Steel Holesaws
- CIR Range - Pro-Step & Quick-Cone
- CVP - Cobalt Vari-Pitch Holesaws
- Bi-Metallic Holesaws
- HSS Drill Bits



ECC002 60CC Cutting Compound

DRIVE SAFE. DRIVE SMART


SCREWDRIVING BY

armeg



INTERCHANGEABLE VDE SCREWDRIVER RANGE

SWITCH
CLICK
& DRIVE



Switch



Click



Adjust



Drive

1. CHOOSE YOUR START UP SWITCH-BLADE SET
2. TOP UP WITH INDIVIDUAL SWITCH-BLADE VDE HANDLES AND BLADES
3. YOU'RE READY TO DRIVE!



SDSBSET001

KIT CONTAINS:

- 1 Handle
- 1 Adjuster
- 3 Blades
- 1 Certificate of Calibration



SDSBSET002

KIT CONTAINS:

- 1 Handle
- 1 T-Handle
- 6 Blades

The Switch-Blade range is the ultimate Interchangeable VDE Screwdriving Range. Designed for convenience and flexibility, the range features 3 VDE handles and 12 VDE blades which can be interchanged to provide 36 different drive options. The fully safety assured range is VDE rated, with all tools being tested up to 10,000V in a water bath to ensure user protection. Plus, the high quality handles are designed with a soft-grip finish for added user comfort.

- SDSBSET001** 5 Piece VDE Adjustable Torque Screwdriver Set
- SDSBSET002** 8 Piece VDE Handle and Blade Set
- SDHTHA001** VDE Interchangeable T-Handle
- SDICBPZ1** PZ1 VDE Screwdriver Blade
- SDICBPZ2** PZ2 VDE Screwdriver Blade
- SDICBSL2.5** 2.5mm VDE SLOT Screwdriver Blade
- SDICBSL3.5** 3.5mm VDE SLOT Screwdriver Blade
- SDICBSL4.0** 4mm VDE SLOT Screwdriver Blade
- SDICBSL5.5** 5.5mm VDE SLOT Screwdriver Blade
- SDICBPM1** No. 1 VDE Screwdriver Blade plus/minus
- SDICBPM2** No. 2 VDE Screwdriver Blade plus/minus



SDHTHA001

MCB & RCD connections should be tightened to the required torque recommended by the manufacturer in accordance with BS7671:2008.



GRIP-X VDE SCREWDRIVERS

armeg 

GRIPX2

Perfect for comfort, precision and safety when working on live connections.

- Precision machined Chrome Molybdenum steel blade
- Ergonomically designed comfort grip handle
- Fully safety assured



SDRPM1
SDRPM2

X2 No.1 Grip-X² Insulated VDE Screwdriver plus/minus
X2 No.2 Grip-X² Insulated VDE Screwdriver plus/minus

RETRACTABLE UTILITY KNIFE

armeg 

An ultra-comfortable knife with quick-change blade system and internal storage.

Can be used to cut wires or plasterboard. Ideal for trimming, splicing and general purpose cutting.



DRK01

Retractable Utility Knife (Supplied with 5 blades)

RE-THREADING TOOLS

armeg 

M3.5 & M4 THREADS



HB11LR

HB12

HB11LR
HB12

M3.5 Re-Threadng Tool - Long Reach
M4 Re-Threadng Tool

EBS BOARD SAW

armeg 

15mm straight 'Punch Tip' blade punches through materials prior to sawing enabling immediate cutting for a hassle free and time saving start-up.



EBSBS150

EBS Board Saw

Local People with NATIONAL POWER

- 12 branches across the north of England & Wales
- Same day delivery
- Guaranteed stock
- Knowledgeable staff
- Excellent value and choice
- 20,000+ products in stock
- Great deals, every day
- Trade accounts



POWERTOOLS WE'VE GOT THE POWER!



We stock a wide range of powertools for every application, ask in-store at your local TNR branch.



There are OVER 70 BRANDS in this Product Guide, including...



...and we stock many more. Call us today!

TECHNICIANS TOTES



- 100% waterproof
- Detachable handle
- Roll up cover
- Large internal storage



MA2633

Magma Technicians Tote 290 x 390 x 300mm

MA2634

Magma Tool Tote 290 x 440 x 490mm

TECHNICIANS TOOL CASE



- 50 pockets and holders
- Padded handle and strap
- Padded central compartment



MA2630

Technicians Tool Case 460 x 330 x 210mm

MA2632

Technicians Tool Case Plus 460 x 420 x 210mm

MINI BAG



- Padded long handles with internal storage area



MA2627A

Magma Mini Bag 440 x 280 x 280mm

TEST EQUIPMENT CASE



MA2638

Test Equipment Case

PRO TOOLCASE PLUS



- Dual side, wide opening storage
- Heavy duty, pierce protected zips
- Over 60 pockets and holders for organisation
- 100% rubberised water and crackproof base



MA2640

Pro Toolcase Plus 450 x 290 x 340mm

CONTRACTORS ORGANISER



- 4 ring binder mechanism
- Slide in pocket
- Strong zip around
- Will take A4 documents



MA2600

Magma Contractors Organiser

COMPACT PADDED BELT



- Tough heavy-duty construction padded toolbelt for durability and comfort
- Heavy duty quick release buckle for easy attachment/removal

MA2734

Compact Padded Belt

TOOL POUCH



- Fits onto belt, or can be carried with handle
- Over 10 rigid easy access pockets/holders



MA2736

Tool Pouch 265 x 225 x 90mm

PROFESSIONAL TOOLBELT SET



- Includes an Electrician's Tool Pouch
- Drill Holster
- Padded Belt



MA2735

Professional Toolbelt Set

HEAVY DUTY CABLE SHEARS



- High-grade special tool steel cutting jaws, forged and hardened for an extended working life
- Parrot-beak cutting jaws to prevent cable slippage
- For large diameter copper and aluminium cables up to 27mmØ



T3679

Heavy Duty Cable Shears

CABLE CUTTERS



T3963

Cable Cutter 210mm

T3963-160

Cable Cutter 160mm

WIRE STRIPPER



495001

Automatic Wire Stripper

CABLE CUTTER - RATCHET



- Heavy duty
- Integral locking mechanism

430007 Cable Cutter Ratchet 32mm Diameter

VDE CABLE CUTTERS



Shearing action for clean cut results. Razor sharp, parrot beak blades for effortless cuts. Suitable for copper and aluminium wire only.

431030 Heavy Duty Cable Cutter 165mm VDE
431031 Heavy Duty Cable Cutter 210mm VDE

VDE COMBI CUTTERS



431004 Combi Cutter 1TM 160mm VDE
431009 Combi Cutter 2TM 160mm VDE
431008 Combi Cutter 3TM 160mm VDE

VDE COMBI CUTTERS 1 & 3 MAX



T39071-1180 Combi Cutter 1 Max 180mm VDE
T39071-3180 Combi Cutter 3 Max 180mm VDE

CONDUIT CUTTER



430001 Conduit Cutter

VDE SIDE CUTTER - STANDARD



431018 Side Cutter 140mm VDE

VDE SIDE CUTTERS



T37021-180 High Leverage Side Cutter 180mm VDE
T37021-200 High Leverage Side Cutter 200mm VDE

VDE HEAVY DUTY SIDE CUTTERS



431006 Heavy Duty Side Cutter 175mm VDE
431007 Heavy Duty Side Cutter 200mm VDE

VDE ELECTRICIANS PLIERS



T39077-180 Electricians Pliers 180mm VDE

VDE COMBI PLIERS



431002 Combi Pliers 185mm VDE
431003 Combi Pliers 200mm VDE

VDE SNIPE PLIERS



431014 Snipe Pliers 200mm VDE

WATER PUMP PLIERS



T3659A240 Pliers Water Pump 250mm
T3659A300 Pliers Water Pump 300mm

HEAVY DUTY WATER PUMP PLIERS



- Heavy duty
- Push button mechanism

T3652250 Pliers Water Pump 250mm Push Button

RATCHET CRIMPING PLIERS



430021 Ratchet Crimping Pliers Insulated Terminals 0.5-6mm

RATCHET CRIMPING PLIERS



430029 Ratchet Crimping Pliers Medium Ferrules 0.25-6mm

RATCHET CRIMPING PLIERS



T3676 Ratchet Crimping Pliers Bell Mouth Ferrules 6-25mm

VDE PLIERS & SCREWDRIVERS 10 PIECE KIT



FEATURES:

Insulated Redline VDE pliers and Dextro VDE screwdrivers kit in a protective durable polyester zipped storage wallet.

It's not only an ideal electricians starter tool kit, it's a great kit to upgrade your tool box with premium quality pliers and screwdrivers.

KIT CONTAINS:

- Combicutter 1 side cutters 160mm
- Wire stripping pliers 200mm
- Snipe Nose pliers 170mm
- Slotted parallel tip 2.5 x 75mm, 3.0 x 100mm, 5.5 x 125mm
- PZD tip 1 x 80mm and 2 x 100mm
- Mains tester

331001

VDE Pliers & Screwdriver Kit 10 Piece

VDE SCREWDRIVER SET - 6 PIECE



FEATURES:

Premium quality chrome molybdenum/vanadium steel blades, hardened and tempered for optimum performance. Ergonomically shaped dual component handles with long fine neck for precise fingertip control and ridges along the head for extra grip in the last quarter turn. Tip type marking on the end of the handles for easy identification. Convenient storage case.

KIT CONTAINS:

- Slotted 2.5 x 75, 4 x 100, 5.5 x 125mm
- PZ1 x 80, PZ2 x 100mm
- Mains tester

T49183

VDE 6 Piece Screwdriver Set

VDE SCREWDRIVER SET - 8 PIECE



FEATURES:

Premium quality chrome molybdenum/vanadium steel blades, hardened and tempered for optimum performance. Ergonomically shaped dual component handles with long fine neck for precise fingertip control and ridges along the head for extra grip in the last quarter turn. Tip type marking on the end of the handles for easy identification. Convenient storage case.

KIT CONTAINS:


- Slotted 2.5 x 75, 4 x 100, 5.5 x 125, 6.5 x 150mm
- PZ0 x 60, PZ1 x 80, PZ2 x 100mm
- Mains tester

T49193

VDE 8 Piece Screwdriver Set

VDE GLO SCREWDRIVER SET - 6 PIECE

UK'S FIRST GLOW IN THE DARK
PROFESSIONAL SCREWDRIVER SET



FEATURES:

Hardened chrome molybdenum/vanadium steel blades. Ergonomic, phosphorescent handles that glow in the dark for increased comfort and safety, particularly when working in low light conditions.

KIT CONTAINS:

- Slotted 2.5 x 75, 4 x 100, 5.5 x 125mm
- PZ1 x 80, PZ2 x 100mm
- Mains tester

T49183P

VDE Phosphorescent 6 Piece Screwdriver Set

VDE SLIM SCREWDRIVER SET - 5 PIECE



SLIM SHAFTED SCREWDRIVERS PROVIDE EASY ACCESS TO RECESSED SCREWS



FEATURES:

Eliminating the need to remove insulation and compromise safety, they are slim enough to fit into the tightest of spaces yet still offer outstanding torsional strength and feature active torque feedback for an extended working life.

KIT CONTAINS:

- Slotted 3.5 x 100, 4 x 100, 5.5 x 125mm
- PZ1 x 100, PZ2 x 100mm

T49283

VDE Slim 5 Piece Screwdriver Set

VDE PRECISION SCREWDRIVER SET - 7 PIECE



FEATURES:

Designed to turn the smallest of screws with ease, the Precision screwdriver combines the control of a rotating cap with the safety of VDE approval. Ergonomically designed handle with hollow rotating cap for ease of use and precise control. Premium quality chrome vanadium steel blade for exceptional strength & durability. Precision machined, magnetic tips for an exact screw fit and damage free screwdriving.

KIT CONTAINS:

- Slotted 1.5 x 50, 1.8 x 50, 2 x 50, 2.5 x 50, 3 x 50mm
- PH00 x 50, PH0 x 50mm

T4897

VDE Precision 7 Piece Screwdriver Set

VDE GLO SLIM SCREWDRIVER SET - 5 PIECE



NEVER LOSE YOUR SCREWDRIVER AGAIN!



FEATURES:

Ergonomic, phosphorescent handles that glow in the dark for increased comfort and safety, particularly when working in low light conditions. Eliminating the need to remove insulation and compromise safety, they are slim enough to fit into the tightest of spaces yet still offer outstanding torsional strength and feature active torque feedback for an extended working life.

KIT CONTAINS:

- Slotted 3.5 x 100, 4 x 100, 5.5 x 125mm
- PZ1 x 100, PZ2 x 100mm

T49283P

VDE Phosphorescent Slim 5 Piece Screwdriver Set

VDE INTERCHANGEABLE SCREWDRIVER SET 10 PIECE



FEATURES:

Quick lock mechanism for quick and easy blade interchange. Toughened alloy steel blades for exceptional durability. Soft grip handles for increased comfort. Compact fabric storage pouch with integral belt loop.

KIT CONTAINS:

- VDE High Torque Screwdriver Handle
- VDE Precision Screwdriver Handle
- Slotted 3, 4, 5.5 & 6.5mm
- PZ0, PZ1, PZ2
- Modulo size 2

T4915

VDE Interchangeable 10 Piece Screwdriver Set

RATCHET SCREWDRIVER BIT & SOCKET SET 46 PIECE



FEATURES:

Hi-torque ratchet mechanism for durability. Left and right hand rotation plus lock action for convenience. Magnetic shaft for secure bit retention. Cushion grip handle with convenient internal bits storage compartment.

KIT CONTAINS:


- 1/4 inch square drive adaptor
- Slotted 3, 4, 4.5, 5, 6, 7, 8, 9mm
- PH0 1, 2, 3
- PZ0 1, 2, 3
- Hexagon 1.5, 2, 2.5, 3, 4, 5, 5.5, 6mm
- TX tamperproof 8, 10, 15, 20, 25, 27, 30, 40
- Metric Socket 6, 7, 8, 10, 11, 13mm
- Imperial Socket 3/16, 1/4, 5/16, 11/32, 3/8, 7/16 inch

T4826D 46 Piece Ratchet Screwdriver Bit & Socket Set

VDE STUBBY SLIM SCREWDRIVERS



THE WORLD'S FIRST FIXED BLADE VDE STUBBY SCREWDRIVER!



Slim blade allows easy access to sunken screws. The short length makes them ideal for use in confined spaces whilst the premium quality chrome vanadium steel blades provide exceptional strength and durability.



T48344-040 VDE Stubby Slim Screwdriver SL4mm
T48344-055 VDE Stubby Slim Screwdriver SL5.5mm
T48343-2 VDE Stubby Slim Screwdriver PZ2
T48345-2 VDE Stubby Slim Screwdriver MOD2

VDE SCREWDRIVER SET MODULO - 2 PIECE



T49146 VDE 2 Piece Screwdriver Set PZ1 x 75 & PZ2 x 100mm

VDE SCREWDRIVERS - PH



T49142-1 VDE Screwdriver PH1 x 80mm
T49142-2 VDE Screwdriver PH2 x 100mm

VDE SCREWDRIVERS - PZ



T49143-0 VDE Screwdriver PZ0 x 60mm
T49143-1 VDE Screwdriver PZ1 x 80mm
T49143-2 VDE Screwdriver PZ2 x 100mm
T49143-2200 VDE Screwdriver PZ2 x 200mm

VDE SCREWDRIVERS - SLOTTED PARALLEL



T49144-025 VDE Screwdriver SLP2.5 x 75mm
T49144-030 VDE Screwdriver SLP3.0 x 100mm
T49144-035 VDE Screwdriver SLP3.5 x 100mm
T49144-040 VDE Screwdriver SLP4.0 x 100mm
T49144-055 VDE Screwdriver SLP5.5 x 125mm
T49144-065 VDE Screwdriver SLP6.5 x 150mm
T49144-080 VDE Screwdriver SLP8.0 x 175mm
T49144-100 VDE Screwdriver SLP10.0 x 200mm

VDE SCREWDRIVER - MODULO



T49145-1 VDE Screwdriver MOD1 x 75mm

VDE SLIM SCREWDRIVER - PH



T49242-2 VDE Slim Screwdriver PH2 x 125mm

VDE SLIM SCREWDRIVERS - PZ



T49243-1 VDE Slim Screwdriver PZ1 x 100mm
T49243-2 VDE Slim Screwdriver PZ2 x 125mm

VDE SLIM SCREWDRIVERS - SLOTTED



T49244-035 VDE Slim Screwdriver SL3.5mm x 100mm
T49244-040 VDE Slim Screwdriver SL4mm x 100mm
T49244-055 VDE Slim Screwdriver SL5.5mm x 125mm

VDE SLIM SCREWDRIVER - MODULO



T49245-2 VDE Slim Screwdriver MOD2 x 125mm

XONIC ESD PRECISION SCREWDRIVER - PH



T4882X1 ESD Precision Screwdriver PH1 x 80mm

XONIC ESD SCREWDRIVER - SLOTTED PARALLEL



T4880X410 ESD Precision Screwdriver SLP4 x 100mm

TRITON XLS FLEXIBLE SHAFTED SCREWDRIVER



Strong yet flexible shaft for access to screws and fixings in awkward places. Soft grip tri-lobe handle. For use with 6mm - 1/4" hexagon screwdriver bits (not included).



T4760 Triton Flexible Shafted Screwdriver

PZD2 SCREWDRIVER BITS - BOX OF 15




Premium quality chrome vanadium steel. Precision machined for high performance screwdriving. Featuring grip tip anti cam out ribs - designed to positively engage with the screw head and reduce the risk of slip and cam out.



T4562-215 PZD2 Box of 15 25mm Bits

RE-THREADING TOOL M3.5



495028 Re-Threading Tool M3.5 x 0.6mm

VDE MAINSTESTER 220-250V AC



- Pocket clip
- Neon light for high visibility



440007 VDE Mainstester 220-250V AC

HEAVY DUTY MAINSTESTER 100-500V AC



- Neon light for high visibility



440013 Heavy Duty Mainstester 100-500V AC

NON-CONTACT VOLTAGE DETECTOR VISUAL



- Suitable for non-contact AC voltage tests
- Bright red LED indicator
- Double insulated
- Handy pocket clip



T2271 Non-Contact Voltage Detector - Visual

NON-CONTACT VOLTAGE DETECTOR VISUAL & AUDIBLE



- Suitable for non-contact AC voltage tests
- Bright red LED indicator and audible alarm
- Double insulated
- Handy pocket clip



T2272 Non-Contact Voltage Detector - Visual & Audible

ELECTRICIAN'S SCISSORS



Heavy duty design for shearing soft cables, insulation materials, tape, cable ties and many other materials. Integrated cutting notch for effective cable and wire stripping. Belt pouch for convenient storage.



492001 Electrician's Scissors 140mm

METAL DRILL BIT SET - 13 PIECE



FEATURES:
Professional quality HSS drill bits. Supplied in a convenient storage case.

KIT CONTAINS:
• Sizes 1.5, 2, 2.5, 3, 3.2, 3.5, 4, 4.5, 4.8, 5, 5.5, 6 & 6.5mm



T3058 13 Piece Metal Drill Bit Set

SURE DRIVE ADJUSTABLE WRENCH



T4365150

Sure Drive Adjustable Wrench 150mm

CONDUIT BUSH WRENCH



T4755

Conduit Bush Wrench 190mm

CLAW HAMMER



357003

Claw Hammer 16oz

CLUB HAMMER



T421940

Club Hammer 1135g

ELECTRICIAN'S BOLSTER



Hand guard for increased comfort and protection from overstrike.



T3086S

Electrician's Bolster 55mm

PLASTERBOARD PUNCH



An innovative tool with a 5mm, 6mm and 7mm stepped steel shaft for punching wall plug holes in plasterboard – no drilling, no mess.



T4837

Plasterboard Punch

JOKARI ROUND CABLE STRIPPER NO. 12



Razor sharp, pre-set stripping blades for fast, precise and damage free stripping of all common round cables in sizes 8 to 13 mm.

T30120

Round Cable Stripper 8-13mm

AMOURSlice SWA CABLE STRIPPER



Strip away the hassle.

50% faster than conventional SWA stripping methods, such as using a hacksaw. Perfect results on cables from 12mm up to 36mmØ.



T2250

ArmourSlice SWA Cable Stripper 12-36mm


MIGHTYROD PRO CABLE ROD SUPER SET 12M



THE ULTIMATE CABLE ROD KIT!

The most advanced collection of MightyRods and accessories, kits don't come any better than this.

- 12 metres of 100% splinter-proof rods for longer cable runs
- 4 rod flexibilities for overhead, under floor, tight angled and obstructed runs
- 10 time saving accessories for pulling, pushing, hooking and illuminating
- Glow in the dark phosphorescent GLO rod for guiding a run of rods in lowlight conditions
- Super flexible, low friction, Spira-FLEX rod for tight angled access points
- Super tough 'MIGHTY-FIX' zinc plated steel connectors - tensile strength in excess of 275kg



KIT CONTAINS:

- 2 x 1m MightyRods PRO 7mmØ Rods (Rigid)
- 8 x 1m MightyRods PRO 6mmØ Rods (Flexible)
- 1 x 1m MightyRods PRO 4mmØ Spira-FLEX Rod (Super-Flexible)
- 1 x 1m MightyRods PRO 6mmØ GLO Rod (Flexible)
- Flexi Lead (Mini-Flex)
- Hook
- Flat Bullet
- In-line Swivel
- Magnet
- Ring
- Gender Changer
- Domed Bullet
- Torch
- Chain

T5422

MightyRod Pro Cable Rod Super Set 12m

GLOWORM CABLE TONGUE ROUTER 4M



When all other cable routers fail, reach for the CK Gloworm.... it'll help you to wriggle out of a hole!



Ideal for running cables around tight corners, through insulation filled walls, underneath flooring and across ceilings, its natural curvature aids routing around short tight bends - can also be straightened out for straight line runs.

T5460

Gloworm Cable Tongue Router 4m

PUNCH DOWN TOOL



For the fast and secure seating of data wires into terminals - suitable for a wide range of terminal block types. One step action for automatic seating and trimming of excess wires. Handle includes wire extractor hook and spudger.


495033

Punch Down Tool

VDE T-HANDLED HEXAGON KEY 4MM



- Premium quality S2 steel blade, tempered and hardened for exceptional strength and durability
- Dual component, ergonomic handle



T442204

VDE T-Handled Hexagon Key 4mm

HEXAGON KEY FOLDING SET - 7 PIECE



- Chrome vanadium steel, hardened and tempered for strength and durability
- Supplied in a heavy duty nickel plated steel clip holder for convenience



T4404A

Hexagon Key Folding Set Metric 2.5, 3, 4, 5, 6, 7, 8mm

SWITCH & CABINET KEY - UNIVERSAL 8 IN 1



- Traditional cross key design offering 8 different key types
- Heavy duty cast alloy construction for strength
- 6mm bit driver adapter and double ended screwdriver bit included



495002

Switch & Cabinet Key - Universal 8 in 1

TAMPERPROOF LONG ARM TORX TX KEYS 9PC SET



- Manufactured from premium grade chrome vanadium steel
- Hardened and tempered for strength and durability
- For use on standard and tamperproof Torx headed fixings



T4409

Long Arm Torx TX Keys 9pc Set

CHALK LINE REEL & CHALK - HEAVY DUTY



T3520A



Die cast aluminium construction - strong and lightweight. Fold away winding handle for convenient storage. Self chalking line with end attachment hook for ease of use. Supplied with 60g of blue chalk.

T3520A
T3521B100

Chalk Line 30m
Chalk Line Powder Blue 100g

T3521B100

SOFTECH TAPE MEASURES



- Tough, soft feel ABS plastic body
- Full lock and pause button facilities
- Belt clip
- Recoil damper for blade protection
- Abrasion resistant nylon coated blade for wear and corrosion resistance

T3442-16
T3442-25

Tape Measure 5m / 16ft
Tape Measure 7.5m / 25ft

POCKET SPIRIT LEVEL



Tough ABS plastic body for damage protection.

V-groove base for pipework. Magnetic base for steelwork. Patented detachable mini level with magnetic base, ideal for setting patress boxes. Also features string slots for use as line level. 1 vertical and 1 horizontal vial.

T3482

Pocket Level 210mm

MINI HACKSAW & BLADES



Cast aluminium frame for strength. Broad handle for comfort. Adjustable blade for angled cutting. Special screw tensioner for fast and simple blade fitting.

T0836A
T0835

Mini Hacksaw 150mm
Mini Hacksaw Blades - 10 Pack 32tpi 150mm

QUICK CHANGE HACKSAW & BLADES



Heavy duty premium quality hacksaw with rubber grips for comfort & control. Quick release blade change mechanism for convenience. High leverage blade tensioning system for straighter cuts. Spare blade storage in back frame for convenience. 45° and 90° blade positions.

T0814
T0931R12

Quick Change Hacksaw 300mm
Hacksaw Blades 300mm - 3 Pack 12TPI 300mm

MINI FLUSH CUT HACKSAW



Handy for cutting metal and plastic in restricted spaces. Die-cast metal frame, designed for cutting flush to a surface. Ergonomic handle for added user comfort. Supplied with a 300mm CeKaflex shatterproof bimetal blade. Will accept 250-300mm hacksaw blades.

T0833

Mini Flush Cut Hacksaw 320mm

PLASTERBOARD SAW



Induction hardened coarse ground cutting teeth and pointed blade for fast cutting of holes in plasterboard for sockets and conduits. (Also known as a dry wall saw).

T0831

Plasterboard Saw 150mm

SABRETOOTH PLASTERBOARD SAW



- For fast cutting of plasterboard, wood and plastic
- Rigid 1.5mm premium grade SK5 steel blade
- Triple ground 'turbo cut' teeth for improved cutting performance
- Cushion grip handle with anti-slip horns for increase comfort and control

T0832

Sabretooth Plasterboard Saw 150mm

ELECTRICIAN'S KNIFE



Locking pocket knife with a durable, sharp, high carbon steel blade and wire stripping notch for fast and convenient cable and wire stripping.



484001

Electrician's Knife 95mm

JOKARI CABLE KNIVES



Cutting blade automatically repositions from cutting around, to cutting along the sheath for fast and damage free stripping. Adjustable cutting depth to prevent damage to the conductors. High grade wear resistant polyamide construction - light and strong. Spare cutting blade in the handle.

T10160
T10270

Jokari Cable Knife 4-16mm
Jokari Cable Knife 8-28mm

RETRACTABLE SOFT GRIP TRIMMING KNIFE



- Robust, die cast aluminium housing with safety interlocking joint
- Ergonomically designed, soft grip handle for comfort and control
- Magnetic blade retainer and captive body screw for quick and easy changes
- Retractable blade for safe storage
- String/wire cutting notch for convenience

T0957-1

Retractable Soft Grip Trimming Knife

SPARE TRIMMING KNIFE BLADES - 10 PACK



Heavy duty blades supplied in a spring loaded blade dispenser for safety and convenient storage

T0959-10

Spare Trimming Knife Blades - 10 Pack

FOLDING UTILITY KNIFE



Ergonomic, anodised aluminium handle, strong, lightweight and comfortable. Precision engineered, stainless steel blade holder reduces blade wobble. Quick release, push button locking mechanism for single handed operation. Easy fit holder mechanism enables blade changes in less than 3 seconds.

T0954

Folding Utility Knife

TWIN BLADE FOLDING UTILITY KNIFE



Ergonomic, anodised aluminium handle, strong, lightweight and comfortable. Precision engineered, stainless steel blade holder reduces blade wobble. Quick release, push button locking mechanism for single handed operation. Easy fit holder mechanism enables blade changes in less than 3 seconds.

T0955

Twin Blade Folding Utility Knife

HEAVY DUTY COMBINATION PADLOCK - 50MM



- Hardened steel shackle
- Double bolted locking mechanism
- Anti manipulation locking system
- 4 dial resettable combination
- Rust free internal components
- 10 year guarantee

K11750D

Heavy Duty Combination Padlock 50mm

KASP BRASS PADLOCK - 50MM



- Hardened steel shackle
- Double bolted locking mechanism
- Solid brass body
- 10 year guarantee

K12050D

Kasp Brass Padlock 50mm

KASP BRASS PADLOCK - 40MM



- Hardened steel shackle
- Double bolted locking mechanism
- Solid brass body
- 10 year guarantee



K12040D
K12040D2

Kasp Brass Padlock 40mm
Kasp Brass Padlock 40mm - Twin Pack

KASP BRASS PADLOCK LONG SHACKLE - 40MM



- Hardened steel shackle
- Double bolted locking mechanism
- Solid brass body
- 10 year guarantee
- Paracentric keyway



K12040D2

Kasp Long Shackle Brass Padlock 40mm

KASP COLOURED BRASS PADLOCKS - 40MM



- Anti-spark brass shackle
- Double bolted locking mechanism
- Solid brass body
- 10 year guarantee
- Paracentric keyway
- Plastic coated body



K12440BLUD
K12440REDD

Kasp Brass Padlock 40mm - Blue
Kasp Brass Padlock 40mm - Red

KASP LAMINATED STEEL PADLOCK - 40MM



- Hardened steel shackle
- Double bolted locking mechanism
- Zinc plated steel laminated body
- 10 year guarantee
- Paracentric keyway



K13040D

Kasp Laminated Steel Padlock 40mm

KASP DISC PADLOCK - 60MM



- Hardened steel shackle
- Double bolted locking mechanism
- Stainless Steel body
- 10 year guarantee
- Paracentric keyway
- Drill resistant keyway



K16060D

Kasp Disc Padlock 60mm

KASP NYLON PADLOCK - 38MM



- Nylon body and shackle
- Key retaining
- Supplied with 1 key
- Supplied with 6 coloured 'DANGER' stickers
Yellow, white, black, blue, orange, red, green
- Supplied with 'Property of' white label to enable owner to be contacted



K80040

Kasp Nylon Padlock 38mm

KASP NYLON SAFETY HASP - 18MM



Non-conductive and non-sparking, this nylon Kasp 205 hasp is ideal in electrical situations to lock off access to switchboards whilst maintenance is being carried out.

- Nylon construction - non-conductive and non-sparking
- Takes up to 6 padlocks



K20518D

Kasp Nylon Safety Hasp 18mm

ESSENTIAL LOCK OUT KIT



KIT CONTAINS:

- Easifit MCB Lockout
- Brass Padlock 25mm
- Danger/Identity Tag
- Handy carabiner



K81100

Essential Lockout Kit

KNIPEX VDE DIAGONAL SIDE CUTTERS

DRAPER
Tools

KNIPEX



31926

Knipex VDE Diagonal Side Cutters - 160mm

KNIPEX COBRA WATERPUMP PLIERS

DRAPER
Tools

KNIPEX



13277

Knipex Cobra Waterpump Pliers - 250mm

KNIPEX JUNIOR HACKSAW

DRAPER
Tools

KNIPEX



21912

Knipex Junior Hacksaw

EXPERT 600MM 30° BOLT CUTTERS WITH BEVEL CUTTING JAWS

DRAPER
Tools



68845

Expert 600mm 30° Bolt Cutters

5 TO 26 COMPARTMENT ORGANISER

DRAPER
Tools

Plastic organiser with an adjustable matrix of storage compartments. The 21 removable dividers can make from 5 to 26 compartments. Case has a carrying handle with 'snap fit' closures and clear lid. Sold loose. Dimensions: 460 x 325 x 75mm.



73508

Compartment Organiser

Contents for display purposes only.

CUTTING DISCS

DRAPER
Tools

Chop Saw Blade

Metal Cutting Disc



41528

Metal Cutting Disc - Flat 115mm x 22.2mm

41538

Metal Cutting Disc - Depress 125mm x 22.2mm

41535

Metal Chop Saw Blade - 353mm x 2.8mm x 25.4mm

41540

Stone Cutting Disc - Flat 115mm x 22.2mm

41550

Stone Cutting Disc - Depress 125mm x 22.2mm

SOLDER

DRAPER
Tools



19225

Solder Reel - 20 gram

**SAFETY
WORKWEAR
&
PROTECTIVE
CLOTHING**

See page 177



120L/MIN SUBMERSIBLE WATER PUMP - 200W



IDEAL FOR THE HOME & GARDEN



Maximum head height: 6M
Maximum output: 120L/min
Hose Height - Approx. Output:
1.5M - 80L/min - 3.0M - 55L/min - 5.0M - 25L/min
Maximum water temperature: 35°C
Maximum particle size: 4mm dia.
Output aperture: 25mm dia.

DIY and
domestic
use

35463 120L/Min (Max.) 200W 230V Submersible Water Pump

144L/MIN SUBMERSIBLE WATER PUMP - 350W



WITH 6 METRE LIFT & FLOAT SWITCH

IDEAL FOR THE HOME & GARDEN



Maximum head height: 7M
Maximum output: 144L/min
Hose Height - Approx. Output:
- 3.0M - 110L/min
- 4.0M - 55L/min
- 6.0M - 20L/min
Maximum water temperature: 35°C
Maximum particle size: 4mm diameter.
Output aperture: 25mm diameter.

DIY and
domestic
use

35465 144L/min 350W 230V Submersible
Water Pump with 6 Metre Lift and Float Switch

FIBREGLASS STEPLADDERS - 716 SERIES



PROFESSIONAL SWINGBACK LADDERS

LOAD CAPACITY: 150kg (Includes user, tools and materials etc.)

Holster top with specially
designed tool and
equipment holders.

Non-conductive
fibreglass stiles,
ideal for working
around electricity.

A generous 300mm
tread pitch gives
excellent reach heights.

Slip-resistant treads.

Fully compatible
with the unique
Werner lock-in
system to
customise your
ladder top.
**ASK IN BRANCH
FOR MORE
DETAILS**

Semi-tubular rivets
throughout provides
rigid fixings.

New design
'H-spreaders'
provide easy single
handed operation,
adding strength
and stability
to the ladder.

5 sizes
to choose
from!

Edge moulded
brace and foot pad
combination
provides enhanced
bracing strength
and protects the
base tread from
damage.



Part No	No of treads	Top tread height	Reach height*	Product weight
71604	4	1.12m (3'8")	2.04m (6'8")	6.65kg
71605	5	1.4m (4'7")	2.31m (7'7")	7.5kg
71606	6	1.67m (5'6")	2.59m (8'6")	8.54kg
71608	8	2.23m (7'4")	3.15m (10'4")	11.21kg
71610	10	2.79m (9'2")	3.7m (12'2")	16kg



HENRY

SMALL TUB VACUUM

- 620W motor
- 9 litre capacity
- Comes with accessory kit

HENRY

Small Tub Vac



HENRY AND FRIENDS

Accessory Kit



HETTY

SMALL TUB VACUUM

- 620W motor
- 9 litre capacity
- Comes with accessory kit

HETTY

Small Tub Vac



JAMES

SMALL DRY VACUUM CLEANER

- 620W motor
- 8 litre capacity
- Comes with accessory kit

JAMES

Small Dry Vac



HARRY

PET VACUUM

- 620W motor
- 9 litre capacity
- Comes with accessory kit

HARRY

Pet Vac



GEORGE

ALL IN 1 CLEANING MACHINE

- 1200W motor
- 9 litre capacity - wet
- 15 litre capacity - dry
- Comes with accessory kit

GEORGE

All-In-One



CHARLES

WET AND DRY CLEANER

- 1200W motor
- 9 litre capacity - wet
- 15 litre capacity - dry
- Comes with accessory kit

CHARLES

Wet & Dry



NUMATIC NVR200 VACUUM CLEANER

SMALL TUB VACUUM

- 620W motor
- 9 litre capacity
- Comes with accessory kit

NVR200

Numatic



NVM-1C

REPLACEMENT BAGS

Pack of 10 replacement numatic vacuum cleaner bags.

NVM-1C

Bags Pack



HENRY
CORDLESS
OVERLEAF



HENRY CORDLESS CORDLESS CLEANING

Meet Henry Cordless, he's just like the Henry we all know and love with the added convenience of cordless cleaning, take your favourite machine anywhere, without restraint.

He's always ready to go, and is supplied with either two 36 Volt battery packs. No plugging or unplugging saves time and makes those quick and unexpected clean-ups so much easier.

With a generous 6 litre capacity, you'll be just as ready for the bigger clean-ups too. A quick switch to high mode and Henry delivers even more cleaning performance, just when you need it.

Henry's on-board tool storage keeps everything neat and tidy with his handy tools close to hand when you need them. And when you've finished around the house Henry is ready for wherever you need him next.

- Big cordless clean runtime - 30 minutes x 1 battery, 60 minutes x 2 batteries
- Recharge in 3.5 hours with quick charge technology
- Power when you need it most - Switch speed modes for a power boost
- Improves filtration, cleanliness and capacity - TriTex Filtration System
- Stores neatly away - On-board tool storage to keep tools close to hand
- Easy, clean and safe emptying - High efficiency, triple-layer HepaFlo filter bags
- A tool for every job - Professional accessory kit with stainless steel tube set
- 250W motor
- 6 litre capacity

HENRYCORDLESS/2 Cordless Vac



OUR BRANCHES

Contact your local branch for opening times.

Anglesey:

01248 719077

anglesey@tnr.co.uk

Ashton:

0161 882 9453

ashton@tnr.co.uk

Brighouse:

01484 726610

brighouse@tnr.co.uk

Chester:

01244 675779

chester@tnr.co.uk

Crewe:

01270 584671

crewe@tnr.co.uk

Macclesfield:

01625 433617

macclesfield@tnr.co.uk

Mochdre:

01492 548123

mochdre@tnr.co.uk

Pwllheli:

01758 719429

pwllheli@tnr.co.uk

Rhyl:

01745 356033

rhyl@tnr.co.uk

Rochdale:

01706 648352

rochdale@tnr.co.uk

Stockport:

0161 480 9141

stockport@tnr.co.uk

Warrington:

01925 650501

warrington@tnr.co.uk

CONNECT WITH US

for the latest TNR news, events and offers

Like us on

facebook



www.facebook.com/tnrobinsonelec

Connect with us on

LinkedIn



www.linkedin.com/company/tnrobinsonelec

Follow us on

twitter



www.twitter.com/tnrobinsonelec

Visit our website

www.tnr.co.uk

CASSETTE REEL - 5M



- Compact reel with hand grip and winding knob
- Integral thermal cut-out for safety
- PVC cable BS6500
- Flash tested to 4kV
- Meets BS6500, BS1363, EN61242



JJR4513

Cassette Reel 5m 13A 4G

CABLE REEL - 25M



- Heavy duty industrial quality polypropylene construction
- Tested to comply with BS1363 and EN61242
- CE approved



PCR1325

Cable Reel 25m 13A

CABLE REEL - 25M



IP44

- Tough polycarbonate construction for industrial use
- Current rating 16A fully unwound
- IP44 rated BS4343 plugs and outlets



JJR22516

Cable Reel 25m 2G 16A 110V 2SKT

PORTABLE POWER TOOL TRANSFORMERS Electro-wind

- Intermittent rating 20% Duty cycle
- Housed in robust GRP cases providing security and durability
- Manufactured in accordance with BSEN61558 CE & RoHS Compliant



TFT1500-2
TFT3300-2

1.5kVA 110V 2 x 16A Sockets c/w 13A plug
3.3kVA 110V 2 x 16A Sockets c/w 13A plug

LED RECHARGEABLE WORK LIGHT



IP65

Designed and developed primarily for outdoor use on work sites but is equally useful inside the home when a temporary light source is required.

A high capacity lithium-ion battery allows the light to work continuously for 3.5 hours at full output and 10 hours at a reduced level, and has flashing and dimming functions. Includes an integrated stand and a magnetic back.

- Portable, adjustable and rechargeable
- Variable light output and flashing function
- Integrated stand and magnetic back
- Instant start
- Negligible UV output
- Mercury free



KPWLLS10Q165 LED 10W 1100lm
KPWLLS30Q165 LED 30W 2000lm
KPWL-STAND Matching Adjustable Iron Stand

LED SLIMLINE PORTABLE WORK LIGHTS



IP65

- 30,000 hours
- 5000K neutral white
- 90% energy saving over halogen
- Fixed output integrated driver
- Beam angle 95°
- Weatherproof power switch
- Supplied with 13A UK plug
- Maintenance free
- Lightweight frame with handle
- Sturdy steel stand
- 2m of H05RN-F rubber cable

LSW10BR2 10W 600lm
LSW20BR2 20W 1200lm
LSW30BR2 30W 1800lm



LED COB RECHARGEABLE INSPECTION LIGHT



IP54

- Wide flood beam
- End torch light
- Swivelling magnetic base
- Integrated hanging hook and belt clip
- 3 x lighting modes: High, dimmed, torch
- Battery life: up to 10hrs
- Supplied with USB cable and 3-pin wall plug

T9421R LED COB Inspection Light 240lm




8 LED POCKET INSPECTION LIGHT



IPX4

- Wide flood beam
- 180° rotating magnetic pocket clip
- Water and dirt resistant

T9410 8 LED Pocket Inspection Light



LED MINI MOBI

Defender
POWER AND LIGHT

- 20 ultra bright LEDs
- Impact resistant outer shell
- Water resistant
- Shatterproof lens
- Clip and hook design
- Integrated floor stand
- Magnetic back



E712845

Rechargeable Mini Lamp

LED FESTOON KIT

Defender
POWER AND LIGHT

- 21 LEDs per fitting
- Glare free bright light
- 100,000 hour life
- Ultra low wattage
- No heat



E89332

LED Festoon 22m with 2m Spacing

LED HAND LAMP

Defender
POWER AND LIGHT

- 26 ultra bright LEDs
- Shatterproof body
- Power saving setting
- Pivoting hanging hook
- 3 hours battery life full power
- 6 hours battery life half power
- Charger included



E712809

LED Hand Lamp

GLS FESTOON KIT

Defender
POWER AND LIGHT

- Manufactured using 2.5mm cable
- Protective bulb guards
- 22m cable
- 60W
- Moulded fittings
- Fitted 16A plug



E89810

Festoon Kit 22m with 10 Holders ES Fittings

LED SMD WORKSHOP LIGHT

ANSMANN

- Rugged, rubber housing
- 180° rotating handle
- Weight: 232g
- Comes with 3 x AA batteries
- Additional light on top
- 8 hours operating time
- Fold-out hanging hook



1600-0081

LED Workshop Light 250lm

LED DUAL COLOUR COB CLIPLIGHT

COAST

- 13m beam
- 3 hour 45 minute run time
- Weather and impact resistant
- Length: 79mm
- Weight: 52g
- 5 year warranty



HX4

LED Dual Colour COB Cliplight 80lm

LED INSPECTION BEAM PENLIGHT

COAST™

- 20m beam
- 2 hour 30 minute run time
- Weather and impact resistant
- Length: 102mm
- Weight: 56g
- 5 year warranty



G19 LED Inspection Beam Penlight

LED HL27 HEAD TORCH

COAST™

- Low and high lighting modes
- 129m beam (high) - 7m (low)
- Water and impact resistant
- Hinged beam adjustment
- Complete with 3 x AA batteries
- Weight: 195g
- 330lm

Pure Beam Focussing Optic



HL27 LED Head Torch

LED UTILITY FIXED BEAM FLASHLIGHT

COAST™

- 37m beam
- 4 hour run time
- Weather and impact resistant
- Length: 116.8mm
- Weight: 102g
- 5 year warranty

Batteries
See page 176



G45 LED Fixed Beam Flashlight 355lm

LED DUAL COLOUR LED HEAD TORCH

COAST™

- Low and high lighting modes
- Utility beam
- 27m beam (high) - 15m (low)
- 4 hour 30 minute run time
- Water and impact resistant
- Complete with 2 x AAA batteries
- Weight: 65g
- 130lm



FL11 LED Dual Colour Head Torch

LED PURE BEAM FOCUSING FLASHLIGHT

COAST™

- 189m beam
- 1 hour 30 minute run time
- Weather and impact resistant
- Length: 121mm
- Weight: 164g
- 5 year warranty



G50 LED Pure Beam Flashlight 150lm

LED VISION HD+ HEAD LAMP

Energizer™

- 4 lighting modes
- 70m beam
- Water and impact resistant
- Complete with 3 x AA batteries
- 200lm



VISIONHD+ LED Head Lamp

KRP1 - WALL MOUNTED SWIVEL BRACKET



Suitable for use with 10W LED, 150/500W halogen floodlight.

- Swivel allows rotation to position light where needed
- Wall mounted
- Steel construction
- Zinc plated
- Fixings provided
- Max loading weight 1kg
- 3 Year warranty

KRP1 Wall Mounted Swivel Bracket

KRP2 - TWIN WALL MOUNTED SWIVEL BRACKET



Suitable for use with 2 x 10W LED, 150/500W halogen floodlights.

- Swivel allows rotation to position light where needed
- Wall mounted
- Steel construction
- Zinc plated
- Fixings provided
- Max loading weight 2 x 2kg
- 3 Year warranty

KRP2 Twin Wall Mounted Swivel Bracket

KRP3 - WALL MOUNTED SWIVEL BRACKET




Suitable for use with 50W - 150W LED floodlights, 70 - 400W Son fitting.

- Swivel allows rotation to position light where needed
- Wall mounted
- Steel construction
- Black powder coated
- Fixings provided
- Max loading weight 10kg
- 3 Year warranty

KRP3 Wall Mounted Swivel Bracket

KRP5 - CORNER MOUNTED BRACKET



10/20W LED, 150/500W halogen floodlight, 100W bulkhead, PIR sensor.

- Enables floodlight to be fitted on a corner
- Can be used to fit 2 x floodlights on a corner (mount a KRP2 onto KRP5)
- Corner mounted
- Steel construction
- Zinc plated
- Fixings provided
- Max loading weight 2kg / 2 x 1kg when used with a KRP2
- 3 Year Warranty


KRP5 Corner Mounted Bracket

SCREWS, BOLTS & WASHERS



WOOD SCREWS - 200 BOX

588C-TWS	No.8, 0.625 Inch Twin Thread Wood Screw
348C-TWS	No.8, 0.75 Inch Twin Thread Wood Screw
18C-TWS	No.8, 1 Inch Twin Thread Wood Screw
1148C-TWS	No.8, 1.25 Inch Twin Thread Wood Screw
1128C-TWS	No.8, 1.5 Inch Twin Thread Wood Screw
28C-TWS	No.8, 2 Inch Twin Thread Wood Screw
11210C-TWS	No.10, 1.5 Inch Twin Thread Wood Screw
210C-TWS	No.10, 2 Inch Twin Thread Wood Screw
310C-TWS	No.10, 3 Inch Twin Thread Wood Screw



BRASS PAN SCREWS - 100 BOX

6M4PANB	M4 x 6mm Brass Pan Slotted Screw
10M4PANB	M4 x 10mm Brass Pan Slotted Screw
12M4PANB	M4 x 12mm Brass Pan Slotted Screw
16M4PANB	M4 x 16mm Brass Pan Slotted Screw
20M4PANB	M4 x 20mm Brass Pan Slotted Screw
25M4PANB	M4 x 25mm Brass Pan Slotted Screw
35M4PANB	M4 x 35mm Brass Pan Slotted Screw
40M4PANB	M4 x 40mm Brass Pan Slotted Screw
50M4PANB	M4 x 50mm Brass Pan Slotted Screw



NICKEL PLATED SCREWS - 100 BOX

25M3.5NP	M3.5 x 25mm Raised Head Slotted Screw
35M3.5NP	M3.5 x 35mm Raised Head Slotted Screw
40M3.5NP	M3.5 x 40mm Raised Head Slotted Screw
50M3.5NP	M3.5 x 50mm Raised Head Slotted Screw
75M3.5NP	M3.5 x 70mm Raised Head Slotted Screw



WASHERS - STEEL SPRING - 100 BOX

M6SWS	M6 Steel Spring Washer
M8SWS	M8 Steel Spring Washer
M10SWS	M10 Steel Spring Washer



WASHERS - STEEL PENNY - 100 BOX

M6PWS	M6 Steel Penny Washer - BZP 25/30mm
M8PWS	M8 Steel Penny Washer - 25mm
M10PWS	M10 Steel Penny Washer - 25mm



WASHERS - STEEL - 100 BOX

M6W	M6 Steel Washer
M8W	M8 Steel Washer
M10W	M10 Steel Washer
M12W	M12 Steel Washer



WASHERS - BRASS - 100 BOX

M4WB	M4 Brass Washer
M6WB	M6 Brass Washer
M8WB	M8 Brass Washer



SCREWS, BOLTS & WASHERS



GALVANISED ROOFING BOLTS - 100 BOX

RB68	M6, 8mm Galvanised Roofing Bolt & Nut
RB612	M6, 12mm Galvanised Roofing Bolt & Nut
RB616	M6, 16mm Galvanised Roofing Bolt & Nut
RB620	M6, 20mm Galvanised Roofing Bolt & Nut
RB625	M6, 25mm Galvanised Roofing Bolt & Nut
RB640	M6, 40mm Galvanised Roofing Bolt & Nut
RB650	M6, 50mm Galvanised Roofing Bolt & Nut
RB6100	M6, 100mm Galvanised Roofing Bolt & Nut
RB6120	M6, 120mm Galvanised Roofing Bolt & Nut



HEXAGONAL STEEL BOLTS - 100 BOX

M6X20S	M6, 20mm Hex Steel Bolt
M6X25S	M6, 25mm Hex Steel Bolt
M6X30S	M6, 30mm Hex Steel Bolt
M6X40S	M6, 40mm Hex Steel Bolt
M6X50S	M6, 50mm Hex Steel Bolt
M8X20S	M8, 20mm Hex Steel Bolt
M8X25S	M8, 25mm Hex Steel Bolt
M8X40S	M8, 40mm Hex Steel Bolt
M10X16S	M10, 16mm Hex Steel Bolt
M10X20S	M10, 20mm Hex Steel Bolt
M10X25S	M10, 25mm Hex Steel Bolt
M10X30S	M10, 30mm Hex Steel Bolt
M10X35S	M10, 35mm Hex Steel Bolt
M10X40S	M10, 40mm Hex Steel Bolt
M10X50S	M10, 50mm Hex Steel Bolt



HEXAGONAL BRASS BOLTS 100 BOX

M6X12HXB	M6, 12mm Hex Brass Bolt
M6X16HXB	M6, 16mm Hex Brass Bolt
M6X25HXB	M6, 25mm Hex Brass Bolt
M6X30HXB	M6, 30mm Hex Brass Bolt
M6X50HXB	M6, 50mm Hex Brass Bolt
M8X25HXB	M8, 25mm Hex Brass Bolt
M8X50HXB	M8, 50mm Hex Brass Bolt



NUTS - BRASS - 100 BOX

M4NB	M4 Brass Nut
M6NB	M6 Brass Nut
M8NB	M8 Brass Nut



NUTS - STEEL - 100 BOX

M6NZP	M6 Steel Nut
M8NZP	M8 Steel Nut
M10NZP	M10 Steel Nut
M12NZP	M12 Steel Nut



CABLE FIXINGS & SUNDRIES



ROUND CABLE CLIPS

TC5-7BLK	5-7mm Diameter Cable Clip - Black
TC5-7WHI	5-7mm Diameter Cable Clip - White
TC7-10BLK	7-10mm Diameter Cable Clip - Black
TC7-10GRY	7-10mm Diameter Cable Clip - Grey
TC7-10RED	7-10mm Diameter Cable Clip - Red
TC7-10WHI	7-10mm Diameter Cable Clip - White
TC7-10ORG	7-10mm Diameter Cable Clip - Orange
TC10-14BLK	10-14mm Diameter Cable Clip - Black
TC10-14WHI	10-14mm Diameter Cable Clip - White
TC10-14ORG	10-14mm Diameter Cable Clip - Orange
TC14-20BLK	14-20mm Dia. Cable Clip (B=50) - Black
TC14-20WHI	14-20mm Dia. Cable Clip (B=50) - White
TC18-22BLK	18-22mm Round Clip - Black



FLAT CABLE CLIPS

7KF1.0GRY	1.0mm Flat Cable Clip - Grey
7KF1.5GRY	1.5mm Flat Cable Clip - Grey
7KF2.5GRY	2.5mm Flat Cable Clip - Grey
7KF4.0GRY	4.0mm Flat Cable Clip - Grey
7KF6.0GRY	6.0mm Flat Cable Clip - Grey
7KF10.0GRY	10mm Flat Cable Clip - Grey
7KF16.0GRY	16mm Flat Cable Clip - Grey



NYLON CABLE TIES

KCT100-2.5BLK	2.5mm x 100mm Cable Tie - Black
KCT100-2.5WHI	2.5mm x 100mm Cable Tie - White
KCT160-2.5BLK	2.5mm x 160mm Cable Tie - Black
KCT160-2.5WHI	2.5mm x 160mm Cable Tie - White
KCT200-4.8BLK	4.8mm x 200mm Cable Tie - Black
KCT200-4.8WHI	4.8mm x 200mm Cable Tie - White
KCT300-4.8BLK	4.8mm x 300mm Cable Tie - Black
KCT300-4.8WHI	4.8mm x 300mm Cable Tie - White
KCT370-4.8BLK	4.8mm x 370mm Cable Tie - Black
KCT370-4.8WHI	4.8mm x 370mm Cable Tie - White



STAINLESS STEEL CABLE TIES

SSTNR225-6	6.3mm x 225mm Cable Tie
SSTNR300-6	6mm x 300mm Cable Tie



CLEATS

PCC5	Cable Cleat 0.5mm
PCC6	Cable Cleat 0.6mm
PCC7	Cable Cleat 0.7mm
PCC8	Cable Cleat 0.8mm
PCC9	Cable Cleat 0.9mm
PCC10	Cable Cleat 1.0mm
PCC12	Cable Cleat 1.2mm



SLEEVING

MF1300BRN/100	3mm Brown Sleaving
MF1300BLE/100	3mm Blue Sleaving
MF1300G/Y100	3mm Green & Yellow Sleaving
MF1400BRN/100	4mm Brown Sleaving
MF1400BLE/100	4mm Blue Sleaving
MF1400G/Y100	4mm Green & Yellow Sleaving



CABLE FIXINGS & SUNDRIES



RESIN JOINT KITS

USJK10	1.5 - 10mm 4C Straight Joint Kit
USJK25	10, 16 & 25mm 4C Straight Joint Kit
USJK4	0.75 - 4mm Non SWA Straight Joint Kit



EARTH RODS

PER38	3/8" x 1.2 Metre Earth Rod
PER38/CLJ	3/8" Earth Rod Clamp
PER58	5/8" x 1.2 Metre Earth Rod
PER58/CLA	5/8" Earth Rod Clamp
PER58/CO	5/8" Earth Rod Coupling
PER58/DS	5/8" Earth Rod Drive Stud



EARTH CLAMPS

CE14/PL	2.5 - 10mm 12-32mm Diameter - Red
CE15/PL	2.5 - 10mm 12-32mm Diameter - Blue
EC15/3	50 - 75mm 12-32mm Diameter - Blue



GROMMETS

GR020	20mm Open Grommet
GR025	25mm Open Grommet
GRB20	20mm Blind Grommet
GRB25	25mm Blind Grommet



GLANDS

CABLE GLANDS

IP68M20SB	20mm Small Skin Top Gland 6 to 12mm - Black
IP68M20SGRY	20mm Small Skin Top Gland - Grey
IP68M20SW	20mm Small Skin Top Gland - White
IP68M20SR	20mm Small Skin Top Gland - Red
IP68M20B	20mm Skin Top Gland 10 to 14mm - Black
IP68M20GRY	20mm Skin Top Gland - Grey
IP68M20W	20mm Skin Top Gland - White
IP68M25B	25mm IP68 Gland 13 to 18mm - Black
IP68M25W	25mm IP68 Gland 13 to 18mm - White



BW - TYPE INDOOR GLANDS

PGBW20S	20mm S-type Gland Kit 2 Part - 2 Pack
PGBW25	25mm Gland Kit 2 Part - 2 Pack
PGBW32	32mm Gland Kit 2 Part - 2 Pack
PGBW40	40mm Gland Kit 2 Part - 2 Pack
PGBW50	50mm Gland Kit 2 Part - 2 Pack
PGBW63	63mm Gland Kit 2 Part - 2 Pack



CW - TYPE OUTDOOR GLANDS

PGCW20S	20mm S-type Gland Kit 4 Part - 2 Pack
PGCW25	25mm Gland Kit 4 Part - 2 Pack
PGCW32	32mm Gland Kit 4 Part - 2 Pack
PGCW40	40mm Gland Kit 4 Part - 1 Pack
PGCW50	50mm Gland Kit 4 Part - 1 Pack
PGCW63	63mm Gland Kit 4 Part - 1 Pack



FIXINGS



SCREW SELF DRILLING

- 3752260 Screw Self Drilling 5.5x25mm
3752275 Screw Self Drilling 5.5x50mm

CAVITY FIXING DUO-MAX

- TSP6/50 Cavity Fixing M3X50 Duo-Max
TSP10/65 Cavity Fixing M5X65 Duo-Max

SPRING TOGGLE

- T0G15 Spring Toggle M5X50

CAVITY FIXING DRILL

- 4EFIX Cavity Fixing M4 8mm Drill
5EFIX Cavity Fixing M5 11mm Drill TMX5E
5DFIX Cavity Fixing M5 11mm Drill

DROP IN ANCHOR

- 46DA6 Drop In Anchor M6 8mm Hole
46DA8 Drop In Anchor M8 10mm Hole
46DA10 Drop In Anchor M10 12mm Hole

THROUGH BOLT

- IMT38005 Through Bolt M6x40mm
IMT38008 Through Bolt M8x95mm
IMT38009 Through Bolt M10x60mm

SHIELD ANCHOR LOOSE

- 46BHD6L Shield Anchor Loose M6x10 10mm Hole
46BHD10L Shield Anchor Loose M10x70 16mm Hole
46BHD8L Shield Anchor Loose M8x25 14mm Hole

SHIELD ANCHOR PROJECT

- 46BHD10P Shield Anchor Project M10x30 16mm H
46BHD6P Shield Anchor Project M6x25 10mm H
46BHD8P Shield Anchor Project M8x70 14mm H

WALL PLUGS - 100 BOX

- TP1 25mm x 5.5mm Yellow
TP2 35mm x 3.5mm Red
TP2B 40mm x 8mm Brown
TNRPLUG2 35mm x 5.5mm Red
TNRPLUG4 45mm x 8mm Brown

TRADE TUBS



RED PLUGS & SCREWS

- 500 twin thread screws
- 500 red plugs
- 1 masonry drill bit - 6 x 100mm
- 1 pozi driver bit - No.2 x 50mm



TUB2REDPLUGS Twin Thread Screw, Plug and Bit Pack

TPD METAL CAVITY FIXINGS

- 200 TPD metal cavity fixings complete with screws
- 2 pozi driver bits - No.2 x 50mm



TUB3CAVITY Metal Cavity Fixings and Driver Bit Pack

T&E FLAT CABLE CLIPS

- 400 x 1mm/1.5mm clips
- 400 x 2.5mm clips



TUB9GRYT+E T&E Flat Cable Clips Pack - Grey

T&E CABLE CLIPS



- Self grip design
- Chemical inertness
- Stress crack resistance
- Thick steel nails prevents snapping
- Long nail for good pull out value
- High grade tough polyethylene for low temperature flexibility



GREY CABLE CLIPS - 100 PACK

- QFC4 For 1 - 1.5mm T&E Cable width 5-8mm
QFC5 For 2 - 2.5mm T&E Cable width 6-10mm
QFC6 For 4 - 6mm T&E Cable width 7-14mm
QFC7 For 10 - 16mm T&E Cable width 9-18mm

GREY DOUBLE CABLE CLIPS - 100 PACK

- QDC1 For Flat 2 x 1 - 1.5mm T&E Cable width 5-8mm
QDC2 For Flat 2 x 2.5mm T&E Cable width 6-10mm

TRADESMAN TUBS

QT4 T&E Cable Clips Tub - 400 x 1 & 400 x 2.5mm



FIRE RATED METALLIC TWIN & EARTH CLIPS

See page 97



METAL & WOOD FIXINGS



METAL

Specifically designed for electricians.

Faster joining of cable tray, cable trunking, trunking lids etc., armoured cable cleats, mounting din rail and accessories in control panels, speedy fixing of earth tags to galvanised trunking/boxes.

- For steel up to 2.5mm thick (CSK up to 3mm, HD-3.5mm)
- No pre-drilling required
- No nuts, bolts, spanners etc.
- No changing drill/drive bits
- Can be removed and reused
- Unique wafer head – will not snag or chafe cables

OBX-STD-4.8X16 Metal

OBX-HD-5.5X20 Heavy Duty for Metal

OBX-HD-5.5X40 Heavy Duty for Metal

DS-CSK-4.2X38 Mini Head for Metal

DS-PAN-4.2X13 Mini Head for Metal

OBX-STD



OBX-HD



DS-CSK



DS-PAN

WOOD

- High Quality wood screws with low profile head
- Twin thread for fast installation
- Extra sharp point for optimum driveability

OBX-TFX-4.8X25 Wood

OBX-TFX-4.8X35 Wood

OBX-TFX-4.8X50 Wood

METAL TO WOOD SCREWS

- Direct fixing PVC and thin steel (up to 1.5mm) to wood
- Self drilling
- High quality wood screws with low profile head
- Extra sharp point for optimum driveability

OBX-GP-4.8X35 Metal to Wood

POINT CAP

- Caps off screw point
- Protects cables from sharp points

OBX-POINTCAP Point Cap



SELECTION PACK

A comprehensive selection pack containing a range of low profile head metal and multi-wood screws - all packed in a robust plastic case, also includes countersunk and pan head self drilling screws together with the Orbix point caps.



OBX-SCT-PK Mixed Box

OBX-SCT-HD Mixed Box Heavy Duty

COTSWOLD FASTENERS - TRAY BOLTS



THE NEXT GENERATION OF ROOFING BOLT



The TRAYBOLT supersedes the roofing bolt and square nut historically used by contractors in many applications but specifically for the M&E industry for bolting cable tray together.

- 8 times faster when used with a power tool
- Cost effective, dual purpose combi drive bolt with integral PZ2 and slotted head
- Serrated flange hex nut providing double the grip with socket or ring spanner tightness
- Far superior product to the old fashioned roofing bolts

612TBSFNZ

12mm Tray Bolt c/w Serrated Flange Nut - Zinc Plated

620TBSFNZ

20mm Tray Bolt c/w Serrated Flange Nut - Zinc Plated

625TBSFNZ

25mm Tray Bolt c/w Serrated Flange Nut - Zinc Plated



TAPES

PVC TAPES - ALL COLOURS

TNRTBLE19/33

19 x 33mm - Blue

TBNRTBLK19/33

19 x 33mm - Black

TNRTBRW19/33

19 x 33mm - Brown

TNRTGRY19/33

19 x 33mm - Grey

TNRTWHI19/33

19 x 33mm - White

TNRTRED19/33

19 x 33mm - Red

TNRTYEL19/33

19 x 33mm - Yellow

TNRTGY19/33

19 x 33mm - Green/Yellow



UNDERGROUND WARNING TAPE

KOMTAPE

365m PVC Tape



INDUSTRIAL CLOTH TAPE

Industrial grade all purpose cloth tape. Easy to tear with top quality adhesive, tough, durable and waterproof.

2INDCLOTHBK

Black 50mm x 50m



POWERGRIP TAPE

Mammoth Powerful Grip Tape - The Tape That Thinks It's A Glue! Double Sided Tape that breaks the rules, with an incredible immediate bond strength that has to be seen to be believed.

2POWERGRIP50

Black 50mm x 50m



GRIPIT PLASTERBOARD FIXINGS

GRIPIT
FIXING HEAVY STUFF
TO PLASTERBOARD

DRILL IT, TAP IT, TURN IT, GRIPIT!



- Unique retractable wings anchor Gripit in place
- Lightweight, super strong construction
- Removable and reusable
- 25 year guarantee

152-258	75676 Yellow 15mm 8 Pack - Each one holds up to 71kg
152-2525	75416 Yellow 15mm 25 Pack - Each one holds up to 71kg
182-258	75683 Red 18mm 8 Pack - Each one holds up to 74kg
182-2530	75423 Red 18mm 25 Pack - Each one holds up to 74kg
202-308	75690 Brown 20mm 8 Pack - Each one holds up to 93kg
202-2530	75430 Brown 20mm 25 Pack - Each one holds up to 93kg
252-308	75706 Blue 25mm 8 Pack - Each one holds up to 113kg
252-2530	75447 Blue 25mm 25 Pack - Each one holds up to 113kg

PLASTERBOARD FIXINGS ASSORTED KIT

GRIPIT
FIXING HEAVY STUFF
TO PLASTERBOARD

ONE BLUE GRIPIT HOLDS UP TO 113KG!



Contains 32 mixed Gripit plasterboard fixings, and all the relevant screws and bolts.

- No need for additional noggings, battens or wall stud modifications



GASSOETKIT 75362 Gripit Assorted Kit

COREFIX - DOT & DAB FIXING SOLUTION

GRIPIT
FIXING HEAVY STUFF
TO PLASTERBOARD

THE STEEL CORE HOLDS MORE!

Unlike traditional fixings, Corefix uses a steel core to bridge the gap between the plasterboard and the blockwork behind it and prevents the plasterboard bowing or crushing into the void.

- Simple to install - no special tools required
- Supplied with screws
- Ideal for cantilever brackets



GCORE04	30001 Red 4 Pack - Standard
GCORE04A	30094 Blue 4 Pack - Designed for Thermalite Blocks
GCORE04P	30117 Yellow 4 Pack - (Plus 30) Applications up to 120mm

GRIPIT UNDERCUTTING TOOL

GRIPIT
FIXING HEAVY STUFF
TO PLASTERBOARD

Dot and dab, double thickness, or insulated plasterboard are no longer an issue with our undercutting tool!

All you need to do is space the plastic to the depth of the plasterboard and attach it to your drill, creating a recess to allow the gripping wings to open.



GUNDECUT15	75270 Gripit 15mm Undercutting Tool
GUNDECUT18	75287 Gripit 18mm Undercutting Tool
GUNDECUT20	75294 Gripit 20mm Undercutting Tool
GUNDECUT25	75300 Gripit 25mm Undercutting Tool

TWISTIT GREEN PLASTERBOARD SELF-DRIVE



**JUST ONE SELF-DRIVE
HOLDS UP TO 20KG!**

Simply fit using a drill or screwdriver, there's no need for pre-drilling or pilot holes and you won't damage the walls - genius.

The inner cam section rotates, so unlike other self-drives you can't overtighten it, no matter how hard you try. The cam also locks in reverse for easy removal and reuse.

Each one is supplied with a 3.5 x 30mm screw.



TWIST25
TWIST100

80703 Green Self-Drive 25 Pack
81519 Green Self-Drive 100 Pack

MARXMAN PROFESSIONAL MARKING TOOL



PRESS IT, MARK IT, DRILL IT!

MarXman is a unique tool designed so that with one push it quickly, easily and clearly marks almost any surface. It's the perfect drilling companion for electrical, plumbing, building jobs and much more.

Each pen contains 250+ bursts of removable fluorescent green pigment, and is capable of marking all surfaces including brick, metal, wood, pebbledash, porcelain and ceramic.



MARXMANIGRN 88767 Standard Hole Pen (up to 45mm) - Green
MARXMANIBLK 88750 Deep Hole Pen (45 to 100mm) - Black

KITCHEN CARCASS REPAIR KIT



ELIMINATES COSTLY REPAIRS!



- Neatly covers the damaged carcass area
- Adjustable for ease of fitting
- Complete with the base plate and fixings
- Ideal for 90% of kitchen units
- Powder coated mild steel


AHSB1

Kitchen Carcass Repair Kit

KITCHEN DOOR REPAIR KIT



ELIMINATES COSTLY REPAIRS!



- Saves the need for a replacement door
- No need to match other doors if discontinued
- Saves hundreds of pounds in costly replacements
- Powder coated mild steel

AHSB4

Kitchen Door Repair Kit

INSULATED TERMINALS - 100 BOX

1.5MM RED

IR1.5-4.3	Cable Crimp Ring - 4.3mm Stud
IR1.5-5.3	Cable Crimp Ring - 5.3mm Stud
IF1.5-4.3	Cable Fork Ring - 4.3mm Stud
IPOM1.5-6.3	Male Cable Crimp Push - 6.3mm
IS1.5-1.5	Cable Crimp Splice
IP1.5-12	Cable Crimp Pin - 12mm Pin

2.5MM BLUE

IR2.5-4.3	Cable Crimp Ring - 4.3mm Stud
IR2.5-5.3	Cable Crimp Ring - 5.3mm Stud
IR2.5-6.5	Cable Crimp Ring - 6.5mm Stud
IF2.5-4.3	Cable Fork Ring - 4.3mm Stud
IF2.5-5.3	Cable Crimp Fork - 5.3mm Stud
IPOM2.5-6.3	Cable Crimp Push-on - 6.3mm
IS2.5-2.5	Cable Crimp Splice
IP2.5-12	Cable Crimp Pin - 12mm Pin

6MM YELLOW

IR6-5.3	Cable Crimp Ring - 4.3mm Stud
IR6-6.5	Cable Crimp Ring - 6.5mm Stud
IR6-8.5	Cable Crimp Ring - 8.5mm Stud
IPOM6-6.3	Cable Crimp Push - 6.3mm Stud
IS6-6	Cable Crimp Splice
IP6-14	Cable Crimp Pin - 14mm Pin



COPPER TUBE TERMINALS - 100 BOX

10MM

CT10-6	10mm Cable Crimp Ring - 6mm Stud
CT10-8	10mm Cable Crimp Ring - 8mm Stud
CT10-10	10mm Cable Crimp Ring - 10mm Stud
CS10	10mm Cable Crimp Splice

16MM

CT16-6	16mm Cable Crimp Ring - 6mm Stud
CT16-8	16mm Cable Crimp Ring - 8mm Stud
CT16-10	16mm Cable Crimp Ring - 10mm Stud
CS16	16mm Cable Crimp Splice

25MM

CT25-8	25mm Cable Crimp Ring - 8mm Stud
CT25-10	25mm Cable Crimp Ring - 10mm Stud
CT25-12	25mm Cable Crimp Ring - 12mm Stud
CS25	25mm Cable Crimp Splice

35MM

CT35-8	35mm Cable Crimp Ring - 8mm Stud
CT35-10	35mm Cable Crimp Ring - 10mm Stud
CT35-12	35mm Cable Crimp Ring - 12mm Stud
CS35	25mm Cable Crimp Splice

50MM

CT50-8	50mm Cable Crimp Ring - 8mm Stud
CT50-10	50mm Cable Crimp Ring - 10mm Stud
CS50	50mm Cable Crimp Splice

70MM

CT70-8	70mm Cable Crimp Ring - 8mm Stud
CT70-10	70mm Cable Crimp Ring - 10mm Stud
CS70	70mm Cable Crimp Splice

SEALANT & ADHESIVE



THE SNAG LIST ELIMINATOR!



Number one sealant and adhesive.

Unique adhesion on virtually any material in most applications without the need for additional fixings. The ultimate solution for sealing.

CT1535106	CT1 Black Sealant & Adhesive 290ml
CT1535206	CT1 White Sealant & Adhesive 290ml
CT1535306	CT1 Grey Sealant & Adhesive 290ml
CT1535406	CT1 Brown Sealant & Adhesive 290ml
CT1535506	CT1 Clear Sealant & Adhesive 290ml



CLEANER & DEGREASER



UNIQUE NON-AGGRESSIVE
MULTI-PURPOSE SOLVENT



Multisolve - A complete multi-purpose solvent; for the safe removal of adhesives and sealants.

MSV683042	200ml Universal Fast & Safe
MSV683041	500ml Universal Fast & Safe



SILICONE SEALANTS

GENERAL
PURPOSE
SILICONE
BROWN



- High strength
- Mould resistant

12GPSBN

GENERAL
PURPOSE
SILICONE
BLACK



- All purpose
- Mould resistant

12GPSBK

GENERAL
PURPOSE
SILICONE
WHITE



- High strength
- Mould resistant

GPSWE

GENERAL
PURPOSE
SILICONE
CLEAR



- High strength
- Mould resistant

GPSTR

FOREVER
WHITE
SEALANT



- Stops black mould
- 10 year protection

FOREVERWE

FIRE MATE
SEALANT



- Intumescent
- Fire-rated

FIRE

HEAT MATE
SEALANT



- Temperature resistant to 300°C

HEAT

PROFESSIONAL
SEALANT
GUN



- Sturdy skeleton gun C4

SG400

ADHESIVES

STICK2 ALL PURPOSE
SUPERGLUE



S2SUP03

STICK2 ALL PURPOSE
CLEAR ADHESIVE



S2CLEAR

STICK2 HARD PLASTIC
ADHESIVE



S2HARD

STICK2 CONTACT
ADHESIVE



S2CONADH

ADHESIVES

STICK2 RAPID EPOXY METAL ADHESIVE



S2RAPEXMETAL

SUPER GLUE DE-BONDER



- De-bonds items stuck together with cured superglue

PDEBOND

INDUSTRIAL SUPERGLUE



- Use on plastics, metals, PVCu, EPDM

CYN20

ARALDITE ADHESIVE



ARARAPID

STIXALL CRYSTAL CLEAR



- Bonds and seals virtually everything

STIXCLEAR

STIXALL WHITE



- Bonds and seals virtually everything

STIXWE

INSTANT NAILS ADHESIVE



- High strength
- Ideal for gap filling

INST

TAPES



See page 169

LUBRICANTS

ALL PURPOSE SILICONE SPRAY



- For home and industry

SILSPRAY

YELLOW 77 CABLE PULLING LUBRICANT



- Consistent, smooth pulls

31-358

WD40 AEROSOL LUBRICANT



- Stops squeaks
- Removes and protects

WD40L

ALL PURPOSE MULTI MAINTENANCE SPRAY



- Stops squeaks
- Frees rusted parts

MULTI

EXPANDING FOAMS

EXACT GAP FOAM



- With applicator included

EVEXACT7

NO WASTE FOAM



- Lasts twice as long

NOWASTEHH

GUN GRADE FOAM



- Quick setting
- 750ml

EVGF7

FIRE FOAM B2 HANDHELD



- Quick setting
- 750ml

B2FIREHAND

MISCELLANEOUS ITEMS

DUAL PURPOSE FOAM CLEANER



- Quick acting
- 500ml

GFSC5

FOAM APPLICATOR



- Medium duty metal gun

GFAPP35

NO WASTE FOAM SPARE NOZZLE



NOWNOZZ

NEW SEALANT MASKING SYSTEM



- The perfect finish

SRDISP

SEALANT SMOOTH-OUT TOOL



- Perfect seals every time

SMOOTHOUT

MULTI-USE WONDER WIPES



- Trade Tub
- 100 wipes

WIPE80

ROLL & STROLL PREMIUM CARPET PROTECTOR



- 25m roll
- 600mm wide

ROLL20

ROLL & STROLL HARD SURFACE PROTECTOR



- 25m roll
- 600mm wide

ROLLHARD20

MISCELLANEOUS ITEMS


COTTON DUST SHEET



• 12 x 9 feet

DUST

FIRESpan INTUMESCENT PADS



FSPANSNGL 4 x 170 x 170mm
FSPANDBLE 4 x 230 x 170mm

ONE STRIKE FILLER
1 LITRE



• Dry in 30 minutes

ONE1

FILL ONCE FILLER



• 650ml

FILONCE06

RAPID SET CEMENT



• Sets in 30 minutes
• 3kg

JETCEM3

QUICK SET PLASTER



• Sets in 1 hour
• 6kg

JETPATCH6

PLASTERBOARD PUNCH



See page 152


PLASTERBOARD SAWS



See page 154

BATTERIES

DURACELL®



AABATTERY Duracell Procell AA
AAABATTERY Duracell Procell AAA
CBATTERY Duracell Procell C type
DBATTERY Duracell Procell D type
9VBATTERY Duracell Procell 9 volt

RECHARGEABLE BATTERIES - 4 PACK

DURACELL®



Up to 65 hours use on one charge!



Up to 45 hours use on one charge!

AASTAYCHGDPK4 AA Rechargeable Batteries
AAASTAYCHGDPK4 AAA Rechargeable Batteries

330 POWERGRIP PROTECTIVE GLOVES



**REINFORCED
PROTECTION**

- Ideal for: scaffolding, brick laying, carpentry, masonry
- Available sizes:
Small (1)
Medium (2)
Large (3)
Extra Large (4)



SHOR330P Power Grip Reinforced Protective Gloves

B0500 PU ASSEMBLY LIGHTWEIGHT GLOVES



**LIGHTWEIGHT
SEAMLESS**

- Ideal for: precision work, inspection, assembly, packing
- Available sizes:
Small (1)
Medium (2)
Large (3)
Extra Large (4)



SHORB500BP PU Assembly Lightweight Seamless Gloves

451 THERMO GRIP GLOVES



**THERMAL
FLEECE**

- Ideal for: outdoor work, building, carpentry, masonry
- Available sizes:
Small (1)
Medium (2)
Large (3)
Extra Large (4)



SHOR451P Thermo Grip Thermal Fleece Gloves

385 OIL GRIP GLOVES



**NITRILE SPONGE
COATING**

- Ideal for: outdoor work, plumbing, logistics, roofing
- Available sizes:
Small (1)
Medium (2)
Large (3)
Extra Large (4)



SHOR385P Oil Grip Nitrile Sponge Gloves

370 ULTRA-LIGHT GRIP GLOVES



**LIGHTWEIGHT
GRIP**

- Ideal for: electrical work, building, carpentry, assembly
- Available sizes:
Small (1)
Medium (2)
Large (3)
Extra Large (4)



SHOR370P Ultra-Light Grip Lightweight Gloves

PROARG ARGON THERMAL GLOVES



**INSULATED THERMAL
LINER**

- Secure grip in all conditions and extremely low temperatures
- Available sizes:
Small (1)
Medium (2)
Large (3)
Extra Large (4)



PROARG Insulated Thermal Argon Gloves

Works
at up to
-50°C

377 WET GRIP GLOVES



FULLY COATED

- Ideal for: cement mixing, automotive, assembly
- Available sizes:
Small (1)
Medium (2)
Large (3)
Extra Large (4)



SHOR377P Fully Coated Wet Grip Gloves

381 BREATHABLE MICROFIBRE GLOVES



**MOISTURE
EVACUATION SYSTEM**

- Ideal for: high abrasion resistance, dexterity, and finger sensitivity whilst performing assembly tasks in greasy or dry conditions
- Available sizes:
Small (1)
Medium (2)
Large (3)
Extra Large (4)



SHOR381P Breathable Microfibre Gloves

P3 REUSABLE RESPIRATOR



- Large surface area ensures very low breathing resistance
- Preformed nosebridge eliminates the need for regular adjustment
- New large exhalation valve which reduces heat build-up and improves wearer comfort



AMF-3VFFP3RD P3 Reusable Respirator - with Valve

DISPOSABLE DUST MASKS



AV13031
AV13033
AV13036

Disposable Mask P1 Twin Pack
Premium Disposable Mask P1 - with Valve
Premium Disposable Mask P2 - with Valve

WRAPAROUND SAFETY GLASSES - ANTI MIST



- Anti-mist coating to prevent fogging
- Frameless sports style design for distortion free vision
- Cushioned temple pads for superior comfort and grip
- Polycarbonate lens for protection against low energy impact



AV13024 Anti-Mist Safety Glasses EN166:1F

WRAPAROUND SAFETY GLASSES



- Tinted lens ideal for moving between indoor and outdoor locations
- Frameless sports style design for distortion free vision
- Cushioned temple pads for superior comfort and grip
- Polycarbonate lens for protection against low energy impact



AV13022 Wraparound Safety Glasses - Indoor/Outdoor

LATEX GLOVES - 100 PACK



- Pre-powdered
- Large size
- Ambidextrous fit



AV13080 Large Latex Gloves - 100 Pack

SAFETY GOGGLES - DIRECT VENT



- A soft contoured frame for a secure and comfortable fit
- Adjustable elasticated strap for optimum fit
- Integral vents to prevent misting
- Polycarbonate lens for protection against medium energy impact



AV13023 Safety Goggles - Direct Vent

WHITE HARD HAT



- Tough PE shell for excellent shock
- 6-point terylene cradle
- Brushed nylon sweatband
- Pin-lock adjustment system
- Electrical insulation to 440V for enhanced protection



AV13060 White Hard Hat

EAR DEFENDERS



- Lightweight design with padded cups for all day comfort
- Adjustable headband for optimum fit



AV13012 Ear Defenders

HI-VIS VEST/WAISTCOAT



- Fluorescent background and retroreflective bands for intermediate protection
- Hook and loop fastening for a comfortable fit



AV13100

Hi-Vis Vest - Extra Large

DISPOSABLE OVERSHOES - 100 PACK



- One size fits all
- Polyethylene resistant to damp, liquid splashes and dirt
- Supplied in a dispenser box



45842

Disposable Overshoes - 100 Pack

DISPOSABLE COVERALL



- One size (XL)
- Elasticated hood, cuffs, ankles, waistband and zip



58098

Disposable Coverall Complete with Hood

SAME DAY DELIVERY



on all stocked products!*

* Check with your local branch for details

Anglesey:

01248 719077

anglesey@tnr.co.uk



Ashton:

0161 882 9453

ashton@tnr.co.uk



Brighouse:

01484 726610

brighouse@tnr.co.uk



Chester:

01244 675779


chester@tnr.co.uk



Crewe:

01270 584671

crewe@tnr.co.uk



Macclesfield:

01625 433617

macclesfield@tnr.co.uk



Mochdre:

01492 548123

mochdre@tnr.co.uk



Pwllheli:

01758 719429

pwllheli@tnr.co.uk



Rhyl:

01745 356033

rhyl@tnr.co.uk



Rochdale:

01706 648352

rochdale@tnr.co.uk



Stockport:

0161 480 9141


stockport@tnr.co.uk



Warrington:

01925 650501

warrington@tnr.co.uk



Please contact your local TNR branch for prices & delivery costs

POP! PUSH AROUND PRO	SKYJACK	SKYJACK	SKYJACK	SKYJACK	SKYJACK
Name: 10 IQ	Name: 32/19	Name: 32/26	Name: 46/26	Name: 46/32	Name: 10.58 mm
Manufacturer: Pop Up Pro	Manufacturer: SkyJack	Manufacturer: SkyJack	Manufacturer: SkyJack	Manufacturer: SkyJack	Manufacturer: SkyJack
Type: Push Around	Type: Scissor Lifts	Type: Scissor Lifts	Type: Scissor Lifts	Type: Scissor Lifts	Type: Scissor Lifts
Power: Electric	Power: Electric	Power: Electric	Power: Electric	Power: Electric	Power: Electric
Platform Height: 3.0m	Platform Height: 5.79m	Platform Height: 7.92m	Platform Height: 7.92m	Platform Height: 9.75m	Platform Height: 11.80m
Working Height: 5.00m (16ft6in)	Working Height: 7.62m (25ft0in)	Working Height: 9.92m (32ft6in)	Working Height: 9.75m (32ft0in)	Working Height: 11.58m (38ft0in)	Working Height: 13.80m (45ft3in)
Working Reach: 0.00m	Platform Dimensions: 1.63 x 0.66m	Platform Dimensions: 2.13 x 0.71m	Platform Dimensions: 2.13 x 1.07m	Platform Dimensions: 2.13 x 1.07m	Platform Dimensions: 2.19 x 1.06m
Extended Platform: N/A	Extended Platform: 2.54 x 0.66m	Extended Platform: 3.04 x 0.71m	Extended Platform: 3.35 x 1.07m	Extended Platform: 3.35 x 1.07m	Extended Platform: 3.09 x 1.06m
Safe Working Load: 240kg	Safe Working Load: 227kg	Safe Working Load: 227kg	Safe Working Load: 454kg	Safe Working Load: 318kg	Safe Working Load: 350kg
Lift Cycles: 132	Lift Cycles: 132	Lift Cycles: 132	Lift Cycles: 132	Lift Cycles: 132	Lift Cycles: 45
Handrails Lowered: N/A	Handrails Lowered: 1.64m	Handrails Lowered: 1.90m	Handrails Lowered: 1.79m	Handrails Lowered: 1.90m	Handrails Lowered: 2.21m
Closed Dimensions: 1.70 x 0.70m	Closed Dimensions: 1.80 x 0.80m	Closed Dimensions: 2.30 x 0.80m	Closed Dimensions: 2.31 x 1.17m	Closed Dimensions: 2.31 x 1.17m	Closed Dimensions: 2.40 x 1.19m
Machine Weight: 370kg	Machine Weight: 1312kg	Machine Weight: 1890kg	Machine Weight: 2170kg	Machine Weight: 2302kg	Machine Weight: 3400kg

Push Arouds

Electric Scissor Lifts

SKYJACK	MANITOU	SKYJACK	SKYJACK	SKYJACK	SKYJACK
Name: S116	Name: 100 VJR	Name: 68/26	Name: 68/32 Diesel	Name: 88/41	Name: 92/50
Manufacturer: SkyJack	Manufacturer: Manitou	Manufacturer: SkyJack	Manufacturer: SkyJack	Manufacturer: SkyJack	Manufacturer: SkyJack
Type: Vertical Masts	Type: Vertical Masts	Type: Scissor Lifts	Type: Scissor Lifts	Type: Scissor Lifts	Type: Scissor Lifts
Power: Electric	Power: Electric	Power: Diesel	Power: Diesel	Power: Diesel	Power: Diesel
Platform Height: 4.75m	Platform Height: 7.90m	Platform Height: 7.92m	Platform Height: 9.75m	Platform Height: 12.50m	Platform Height: 15.24m
Working Height: 6.58m (21ft6in)	Working Height: 9.90m (32ft6in)	Working Height: 9.75m (32ft0in)	Working Height: 11.75m (38ft7in)	Working Height: 14.50m (47ft7in)	Working Height: 17.24m (56ft7in)
Working Reach: 0.00m	Working Reach: 3.15m	Platform Dimensions: 2.44 x 1.42m	Platform Dimensions: 2.44 x 1.42m	Platform Dimensions: 3.40 x 1.70m	Platform Dimensions: 4.30 x 1.88m
Extended Platform: 0.93 x 0.69m	Extended Platform: 0.90 x 0.75m	Extended Platform: 3.96 x 1.42m	Extended Platform: 3.90 x 1.40m	Extended Platform: 5.70 x 1.70m	Extended Platform: 7.21 x 1.88m
Safe Working Load: 227kg	Safe Working Load: 200kg	Safe Working Load: 567kg	Safe Working Load: 454kg	Safe Working Load: 681kg	Safe Working Load: 681kg
Lift Cycles: 132	Lift Cycles: 132	Handrails Lowered: 1.60m	Handrails Lowered: 1.80m	Handrails Lowered: 2.20m	Handrails Lowered: 2.30m
Stowed Height: 1.79m	Stowed Height: 1.99m	Closed Dimensions: 2.70 x 1.70m	Closed Dimensions: 2.70 x 1.70m	Closed Dimensions: 3.50 x 2.20m	Closed Dimensions: 4.50 x 2.30m
Closed Dimensions: 1.37 x 0.77m	Closed Dimensions: 2.82 x 0.99m	Machine Weight: 3305kg	Machine Weight: 3475kg	Machine Weight: 6173kg	Machine Weight: 7407kg

Electric Vertical Mast Lifts

Diesel Scissor Lifts





Name	HR12 Narrow D/E
Manufacturer	Niftylift
Type	Boom Lifts
Power	Battery/ Bi-energy
Platform Height	10.20m
Working Height	12.20m (40feet)
Working Reach	6.10m
Platform Dimensions	1.10 x 0.65m
Safe Working Load	200kg
Stowed Height	1.90m
Closed Dimensions	4.10 x 1.50m
Machine Weight	3100kg



Name	HR12 D/E4x4
Manufacturer	Niftylift
Type	Boom Lifts
Power	Hybrid
Platform Height	10.20m
Working Height	12.20m (40feet)
Working Reach	6.10m
Platform Dimensions	1.10 x 0.65m
Safe Working Load	200kg
Stowed Height	1.95m
Closed Dimensions	4.10 x 1.60m
Machine Weight	3500kg



Name	HR15 Narrow D/E
Manufacturer	Niftylift
Type	Boom Lifts
Power	Battery/ Bi-energy
Platform Height	13.50m
Working Height	15.50m (51feet)
Working Reach	9.70m
Platform Dimensions	1.50 x 0.80m
Safe Working Load	225kg
Stowed Height	1.99m
Closed Dimensions	6.40 x 1.50m
Machine Weight	6700kg



Name	HR17 Hybrid 4x4
Manufacturer	Niftylift
Type	Boom Lifts
Power	Hybrid
Platform Height	15.20m
Working Height	17.20m (56feet)
Working Reach	9.40m
Platform Dimensions	1.80 x 0.85m
Safe Working Load	225kg
Stowed Height	2.10m
Closed Dimensions	6.30 x 2.00m
Machine Weight	4750kg



Name	HR21 Hybrid 4x4
Manufacturer	Niftylift
Type	Boom Lifts
Power	Hybrid
Platform Height	18.80m
Working Height	20.80m (68feet)
Working Reach	12.80m
Platform Dimensions	1.80 x 0.85m
Safe Working Load	225kg
Stowed Height	2.15m
Closed Dimensions	6.70 x 2.27m
Machine Weight	6500kg

Hybrid / Bi-fuel Boom Lifts



Name	S163 AJ
Manufacturer	Skyjack
Type	Boom Lifts
Power	Diesel
Platform Height	19.38m
Working Height	21.21m (70feet)
Working Reach	12.19m
Platform Dimensions	2.40 x 0.91m
Safe Working Load	227kg
Stowed Height	2.54m
Closed Dimensions	9.14 x 2.44m
Machine Weight	9616kg




Name	280 TJ
Manufacturer	Manitou
Type	Boom Lifts
Power	Diesel
Platform Height	25.75m
Working Height	27.75m (91feet)
Working Reach	21.45m
Platform Dimensions	2.30 x 0.90m
Safe Working Load	350kg
Stowed Height	2.15m
Closed Dimensions	8.04 x 2.27m
Machine Weight	16500kg



Name	M26-4
Manufacturer	Manitou
Type	Forklifts
Power	Diesel
Max. capacity	2600kg
Lifting height	3.70m
Max. lifting height	7.00m
Length	1.99m
Height	2.73m
Weight	5285kg



Name	M30-4
Manufacturer	Manitou
Type	Forklifts
Power	Diesel
Max. capacity	3000kg
Lifting height	5.50m
Max. lifting height	7.00m
Length	1.99m
Height	2.72m
Weight	5485kg



Name	Fulecube
Manufacturer	Fuel Proof
Pump Type	Hand Pump
Capacity	900L
Length	1021mm
Width	1227mm
Height	1355mm
Empty Weight	350kg
Full Weight	1115kg



Name	Fuelstore
Manufacturer	Fuel Proof
Pump Type	Electric 12v
Capacity	2000L
Length	2078mm
Width	1489mm
Height	1693mm
Empty Weight	820kg
Full Weight	2620kg

Diesel Boom Lifts

Diesel Forklifts

Fuel Bowsers

Please contact your local TNR branch for prices & delivery costs

- 4 HOURS RAPID DELIVERY RESPONSE TIME FROM ORDER.
- ALL ELECTRIC MACHINES HAVE BEEN MANUFACTURED UNDER THE NEW MACHINE DIRECTIVE 2011 GIVING 30% MORE LIFT CYCLES.
- FREE SITE SURVEY TO ADVISE ON THE BEST LIFTING SOLUTIONS.
- OPERATIONS & DELIVERY CENTRE BASE AT WARRINGTON 400 METRES OFF THE M6 MOTORWAY AT JUNCTION 20.
- PRODUCT TRAINED RESPONSE TEAM ON CALL 24/7.

- ALONG SIDE OUR CORE RANGE OF MACHINES DETAILED ABOVE WE CAN ALSO SUPPLY CABINS, TOOLING, PLANT, POWER SOLUTIONS, SCAFFOLDING AND A WIDE RANGE OF ITEMS TO FACILITATE ALL OF YOUR ON SITE REQUIREMENTS.
- A WIDE RANGE OF COURSE AVAILABLE INCLUDING IPAF, PASMA, FIRST AID, H&S - ASK ONE OF THE TEAM FOR DETAILS.




ON SITE WITHIN 4 HOURS




PVC INSULATED & SHEATHED SINGLE CORE, FLAT TWIN & FLAT 3 CORE CABLES WITH BARE CPC (BS6004)

Conductor	Pack Size	Ref: 6242Y	Ref: 6243YH
Nominal area in mm ²	Metres	Light grey flat 2 core with bare CPC	Light grey flat 3 core with bare CPC
1.0 solid	100	✓	✓
1.5 solid	100	✓	✓
1.0 solid	50	✓	✓
1.5 solid	50	✓	✓




6242B - LSOH INSULATED & SHEATHED FLAT TWIN & FLAT 3 CORE CABLES WITH BARE CPC (BS7211)

Conductor	Pack Size	Ref: 6242BH	Ref: 6243BH
Nominal area in mm ²	Metres	White flat twin core with bare CPC	White flat 3 core with bare CPC
1.0 solid	100	✓	✓
1.5 solid	100	✓	✓
2.5 solid	100	✓	✓
4	100	✓	
6	100	✓	
10	100	✓	
16	100	✓	




6491X - PVC INSULATED CONDUIT WIRE (BS6004)

Conductor	Pack Size	Colour
Nominal area in mm ²	Metres	
1 solid	100	Standard
1.5	100	Standard
2.5	100	Standard
4	100	Standard
6	100	Standard
10	100	Standard
16	100	Standard
25	Cut to length	Standard
35	Cut to length	Standard




6491B - LSOH CONDUIT WIRE (BS7211)

Conductor	Pack Size	Colour
Nominal area in mm ²	Metres	
1.5	100 reels	Standard
2.5	100 reels	Standard
4	100 reels	Standard
6	100 reels	Standard
10	100 reels	Standard
16	100 reels	Standard
25	100 reels	Green/Yellow



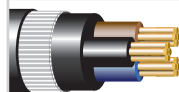
PVC INSULATED & SHEATHED SINGLE CORE CABLES (BS6004)

Conductor	Pack Size	Ref: 6181YH
Nominal area in mm ²	Metres	Single core
1.0 solid	100	✓
1.5 solid	100	✓
2.5 solid	50	✓
4	50	✓
6	100	✓
16	50	✓
25	50	✓



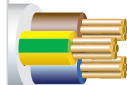
XLPE INSULATED PVC SHEATHED ARMoured CABLES (BS5467)

Conductor	Nominal area in mm ²	1.5	2.5	4	6	10	16
Ref No:	No. of Cores						
6942XLH	2	✓	✓	✓	✓	✓	✓
6943XLH	3	✓	✓	✓	✓	✓	✓
6944XLH	4	✓	✓	✓	✓	✓	✓
6945XLH	5	✓	✓	✓			
6947XL	7	✓	✓				



XLPE INSULATED LSOH SHEATHED ARMoured CABLES (BS6724)

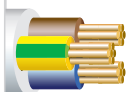
Conductor	Nominal area in mm ²	1.5	2.5	4	6	10	16
Ref No:	No. of Cores						
6942LSH	2	✓	✓	✓	✓	✓	✓
6943LSH	3	✓	✓	✓	✓	✓	✓
6944LSH	4	✓	✓	✓	✓	✓	✓



PVC INSULATED & SHEATHED 300/300V LIGHT FLEXIBLE CORDS (BS6500)


Conductor	Pack Size	Ref: 2182Y	Ref: 2183Y	Ref: 2192Y
Nominal area in mm ²	Metres	2 core circular white sheath	3 core circular white sheath	4 core circular white sheath
0.5	100	✓	✓	✓
0.75	100	✓	✓	✓
0.5	50	✓	✓	✓
0.75	50	✓	✓	✓





PVC INSULATED & SHEATHED 300/500V FLEXIBLE (BS6500)

Conductor	Pack Size	Ref: 3182Y	Ref: 3183Y	Ref: 3184Y	Ref: 3185Y
Nominal area in mm ²	Metres	2 core circular white or black sheath	3 core circular white or black sheath	4 core circular white or black sheath	5 core circular white or black sheath
0.75	100	✓	✓	✓	✓
1	100	✓	✓	✓	✓
1.5	100	✓	✓	✓	✓
2.5	100	✓	✓	✓	✓
0.75	50	✓	✓	✓	✓
1	50	✓	✓	✓	✓
1.5	50	✓	✓	✓	✓
2.5	50	✓	✓	✓	✓




PVC INSULATED & SHEATHED 300/500V HEAT RESISTING FLEXIBLE CORDS (BS6500)

Conductor	Pack Size	Ref: 2182Y	Ref: 2183Y
Nominal area in mm ²	Metres	2 core circular white sheath	3 core circular white sheath
0.5	100	✓	✓
0.75	100	✓	✓
1	100		✓
1.5	100		✓
2.5	100		✓
0.5	50	✓	✓
0.75	50	✓	✓
1	50		✓
1.5	50		✓
2.5	50		✓



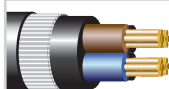
DATA CABLE

Code	Reel Size	Description
CAT5E	305 metres	CAT5 Cable UTP
CAT6E	305 metres	CAT6 Cable UTP




SATELLITE CABLE/COAX

Code	Reel Size	Description
CT100/100	100 metres	Digital Coax
CT100/250	250 metres	Digital Coax
D532	100 metres	Black Cable Coax - RG6



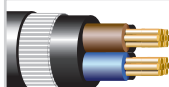
FP200 GOLD

Conductor	Pack Size	Ref: FP200 GOLD	Ref: FP200 GOLD	Ref: FP200 GOLD
Nominal area in mm ²	Metres	2 core with bare CPC	3 core with bare CPC	4 core with bare CPC
1.5	100	✓	✓	✓
2.5	100	✓	✓	✓




BELL WIRE

Code	Reel Size	Description
1299X100A	100 metres	0.85mm Bell Wire 50V



FP PLUS


Conductor	Pack Size	Ref: FP PLUS	Ref: FP PLUS
Nominal area in mm ²	Metres	2 core with bare CPC	4 core with bare CPC
1.5	100	✓	✓
2.5	100	✓	✓



ALARM CABLE


Code	Reel Size	Description
30-700	100 metres	B/A White Flexible Cable 4C
30-702	100 metres	B/A White Flexible Cable 6C
30-704	100 metres	B/A White Flexible Cable 8C

Visit your local TNR trade counter today



SY CABLE

Code	Reel Size	Description
326MF3/1.0100C	Cut to length	1.0MM MULTIFLEX 3C SY
326MF3/1.5100C	Cut to length	1.5MM MULTIFLEX 3C SY
326MF3/2.5100C	Cut to length	2.5MM MULTIFLEX 3C SY
326MF3/4.0100C	Cut to length	4.0MM MULTIFLEX 3C SY
326MF3/6.0100C	Cut to length	6.0MM MULTIFLEX 3C SY
326MF4/1.0100C	Cut to length	1.0MM MULTIFLEX 4C SY
326MF4/1.5100C	Cut to length	1.5MM MULTIFLEX 4C SY
326MF4/2.5100C	Cut to length	2.5MM MULTIFLEX 4C SY
326MF4/4.0100C	Cut to length	4.0MM MULTIFLEX 4C SY
326MF5/1.0100C	Cut to length	1.0MM MULTIFLEX 5C SY
326MF5/1.5100C	Cut to length	1.5MM MULTIFLEX 5C SY
326MF5/2.5100C	Cut to length	2.5MM MULTIFLEX 5C SY
326MF5/4.0100C	Cut to length	4.0MM MULTIFLEX 5C SY
326MF5/6.0100C	Cut to length	6.0MM MULTIFLEX 5C SY
326MF7/0.75100C	Cut to length	0.75MM MULTIFLEX 7C SY
326MF7/1.0100C	Cut to length	1.0MM MULTIFLEX 7C SY
326MF7/1.5100C	Cut to length	1.5MM MULTIFLEX 7C SY
326MF7/2.5100C	Cut to length	2.5MM MULTIFLEX 7C SY



PHONE CABLE

Code	Reel Size	Description
MK17646BLK	100 metres	BT CABLE 3 PAIR - BLACK
MK17647	100 metres	PHONE CABLE 4 PAIR
MK17648	100 metres	PHONE CABLE 6 PAIR

OUR BRANCHES

Contact your local branch for opening times.

Anglesey:

01248 719077
anglesey@tnr.co.uk

Mochdre:

01492 548123
mochdre@tnr.co.uk

Ashton:

0161 882 9453
ashton@tnr.co.uk

Pwllheli:

01758 719429
pwllheli@tnr.co.uk

Brighthouse:

01484 726610
brighthouse@tnr.co.uk

Rhyl:

01745 356033
rhyll@tnr.co.uk

Chester:

01244 675779
chester@tnr.co.uk

Rochdale:

01706 648352
rochdale@tnr.co.uk

Crewe:

01270 584671
crewe@tnr.co.uk

Stockport:

0161 480 9141
stockport@tnr.co.uk

Macclesfield:

01625 433617
macclesfield@tnr.co.uk

Warrington:

01925 650501
warrington@tnr.co.uk

ARMoured GLANDS & CLEATS BW ARMoured GLAND PACK SELECTOR

Nominal Conductor Area		Number of Cores (600/1000V) <small>Guidance only. Accurate cable dimensions should be acquired before ordering any item.</small>								
		1	2	3	4	5	7	12	19	27
1.5mm ²	GLAND	-	20S	20S	20S	20S	20S	20	25	25
	CLEAT	-	PCC5	PCC5	PCC6	PCC6	PCC6	PCC8	PCC9	PCC10
2.5mm ²	GLAND	-	20S	20S	20S	20	20	25	25	32
	CLEAT	-	PCC6	PCC6	PCC6	PCC6	PCC7	PCC9	PCC10	PCC12
4.0mm ²	GLAND	-	20S	20S	20	20	25	-	-	-
	CLEAT	-	PCC6	PCC7	PCC7	PCC7	PCC8	-	-	-
6.0mm ²	GLAND	-	20	20	20	-	-	-	-	-
	CLEAT	-	PCC7	PCC8	PCC8	-	-	-	-	-
10.0mm ²	GLAND	-	20	25	25	-	-	-	-	-
	CLEAT	-	PCC8	PCC9	PCC9	-	-	-	-	-
16.0mm ²	GLAND	-	25	25	25	-	-	-	-	-
	CLEAT	-	PCC9	PCC10	PCC10	-	-	-	-	-
25.0mm ²	GLAND	-	25	25	32	-	-	-	-	-
	CLEAT	-	PCC12	PCC12	PCC12	-	-	-	-	-
35.0mm ²	GLAND	-	25	32	32	-	-	-	-	-
	CLEAT	-	PCC12	PCC12	PCC14	-	-	-	-	-
50.0mm ²	GLAND	25	32	32	40	-	-	-	-	-
	CLEAT	PCC8	PCC12	PCC12	PCC14	-	-	-	-	-
70.0mm ²	GLAND	25	32	40	40	-	-	-	-	-
	CLEAT	PCC9	PCC12	PCC14	PCC16	-	-	-	-	-
95.0mm ²	GLAND	25	40	40	50	-	-	-	-	-
	CLEAT	PCC10	PCC14	PCC16	PCC18	-	-	-	-	-

IP RATINGS

IP45

The IP ratings system states the degree or protection provided by an enclosure against solid objects or water ingress. Table 1 shows degrees of protection against solid objects, and table 2 shows degrees of protection against water.

TABLE 1: Protection against SOLID OBJECTS (First digit)

HIGH	6	Dust tight. No ingress possible from dust.
	5	Dust protected. Prevents ingress of dust
	4	Protection against solid objects greater than 1.0mm
	3	Protection against solid objects greater than 2.5mm
	2	Protection against solid objects greater than 12.5mm
	1	Protection against solid objects greater than 50mm
LOW	0	No protection

TABLE 2: Protection against WATER (Second digit)

HIGH	8	Protection against effects of continuous water immersion
	7	Protection against effects of temporary water immersion
	6	Protection against powerful jets of water, preventing ingress
	5	Protection against jets of water from any direction
	4	Protection against splashing water from any direction
	3	Protection against spraying water tilted up to 60°
	2	Protection against dripping water tilted up to 15°
	1	Protection against dripping water
LOW	0	No protection

PVC CABLES

Multicore PVC Insulated Cables (Non Armoured, Copper Conductors) Current - Carrying Capacity (Ampères)

Ambient temperature: 30°C
Conductor operating temperature: 70°C

6242Y to BS 6004 6243Y to BS 6346

Conductor Cross-Sectional Area	Reference Method Enclosed in an insulated wall etc. 1 x 3 core or 1 x 4 core cable, three-phase AC	Reference Method Enclosed conduit on a wall or ceiling or in trunking 1 x 2 core cable single-phase AC or DC	Reference Method Clipped direct. 1 x 2 core cable single-phase AC or DC
mm²	Amps	Amps	Amps
1.0	10	13	11.5
1.5	13	16.5	15
2.5	17.5	23	20
4.0	23	30	27
6.0	29	38	34
10.0	39	52	46
16.0	52	69	62
25.0	68	90	80
35.0	83	111	99
50.0	99	133	118
70.0	125	168	149
95.0	150	201	179
			258

PVC SINGLES

Current - Carrying Capacity (Ampères)

6491X to BS 6004

Conductor	Reference Method	Reference Method	
Cross-Sectional Area	Enclosed in conduit or surface trunking	Enclosed in conduit on a wall, ceiling or in trunking buried in thermally insulated wall	
Size mm ²	S/Phase AC Amps	S/Phase AC Amps	T/Phase AC Amps
1.5	17	14	13
2.5	24	19	18
4.0	32	26	24
6.0	41	34	31
10.0	57	46	42
16.0	76	61	56
25.0	101	80	73
35.0	125	99	89
50.0	151	119	108
70.0	192	151	136
95.0	232	182	164

WAR

Current ratings are based on standard installation and ambient temperature. For precise cable ratings, refer to the current edition of the cable schedule.

WARNING NOTICE!

Current ratings are dependent on the type of installation and are for guidance purposes only. For precise cable ratings please refer to the current edition of the IEE wiring regulations.

SWA CABLES

Ambient temperature: 30°C
Conductor operating temperature: 70°C
BS 6346

Current - Carrying Capacity (Ampères)

Conductor Cross-Sectional Area	Reference Method Enclosed in conduit or surface trunking		Reference Method Enclosed in conduit or trunking buried in thermally insulated wall	
	1 x 2 core cable single-phase AC or DC	1 x 3 core or 4 core cable three-phase AC	1 x 2 core cable single-phase AC or DC	1 x 3 core or 4 core cable three-phase AC
mm ²	Amps	Amps	Amps	Amps
1.5	21	18	22	19
2.5	28	25	31	26
4.0	38	33	41	35
6.0	49	42	53	45
10.0	67	58	72	62
16.0	89	77	97	83
25.0	118	102	128	110
35.0	145	125	157	135
50.0	175	151	190	163
70.0	222	192	241	207
95.0	269	231	291	251

BUTYL

Ambient temperature: 30°C
Conductor operating temperature: 70°C

Current - Carrying Capacity (Ampères)

Conductor Cross-Sectional Area	Reference Method Enclosed in conduit or trunking		Reference Method Clipped direct	
	1 x 3 core or 1x 4 core cable three-phase AC		1 x 2 core cable single-phase AC or DC	1 x 3 core or 4 core cable three-phase AC
mm ²	Amps		Amps	Amps
1.0	14.5		18	16
1.5	18.5		23	20
2.5	25		32	28
4.0	33		43	37
6.0	43		55	48

PVC FLEXES

Ambient temperature: 30°C
Conductor operating temperature: 70°C
BS 6141 / BS 6500

Current - Carrying Capacity (Ampères)

Conductor Cross-Sectional Area	Conductor cross-sectional area	
	Single-phase AC	Three-phase AC
mm ²	Amps	Amps
0.5	3	3
0.75	6	6
1.0	10	10
1.25	13	-
1.5	16	16
2.5	25	20
4.0	32	25

WARNING NOTICE!

Current ratings are dependent on the type of installation and are for guidance purposes only. For precise cable ratings please refer to the current edition of the IEE wiring regulations.

T.N. Robinson Ltd. -
***A history built
on service, value
and trust***

T.N. Robinson Ltd. *Serving Stockport and beyond since 1923*



Notes:

[illegible][illegible][illegible]

Anglesey

01248 719077

Unit 35 Gaerwen Industrial Estate,
Gaerwen, Anglesey LL60 6HR

Ashton

0161 882 9453

Westbury Street (off Junction Street),
Hyde, Cheshire SK14 4QP

Brighouse

01484 726610

Unit 3 Brighouse Trade Park,
Armytage Road, Brighouse HD6 1QZ

Chester

01244 675779

Unit D3 Brymau 1 Industrial Estate,
River Lane, Saltney, Chester CH4 8RG

Crewe

01270 584671

Unit 3 Longford Works, Hope Street,
Crewe, Cheshire CW2 7DR

Macclesfield

01625 433617

The Arsenal, Heapy Street,
Macclesfield, Cheshire SK11 7JB

Mochdre

01492 548123

Network House, Conwy Road,
Colwyn Bay, Mochdre LL28 5HN

Pwllheli

01758 719429

Unit 7 Glan Y Don Industrial Estate,
Pwllheli LL53 5YT

Rhyl

01745 356033

Unit 5 Bridge Business Park, Marsh Road,
Rhyl, Denbighshire LL18 2AB

Rochdale

01706 648352

Unit 4 Halfpenny Bridge Industrial Estate,
Lincoln Street, Rochdale OL11 1NS

Stockport

0161 480 9141

Daw Bank, Stockport,
Cheshire SK3 0EH

Warrington

01925 650501

Unit 5 Priestley Business Centre,
Priestley Street, Warrington WA5 1TF

12 BRANCHES
ACROSS THE
NORTH OF
ENGLAND &
WALES



- Same day delivery
- Guaranteed stock
- Knowledgeable staff
- Excellent value and choice
- 20,000+ products in stock
- Great deals, every day
- Trade accounts



Local People
with
**NATIONAL
POWER**

