





T.N. ROBINSON
ELECTRICAL WHOLESALERS

EST. 1923

Product Guide



Edition 5

Welcome to our Product Guide

Thank you for picking up our new handy, dashboard sized product guide. It may be smaller in size than our previous guides but it's packed full with more products than ever before!

We know that our customers need the latest products and brands, so we make it our mission to update our product lines regularly, so we can offer exactly what you need from over 1,000 of the biggest brands.

Established in 1923, we have been owned by the same family for four generations and we are proud of the reputation we have gained within our industry for providing exceptional customer service.

We've been offering a broad selection of quality branded electrical products for over 100 years and we have an extensive knowledge of every product we sell, so you can trust us to meet your needs without sacrificing quality for excellent value.

After the 2018 opening of our Pwllheli Branch, we now have a network of 13 branches throughout the North of England and Wales, supported by bulk storage facilities in Ashton and Anglesey.

Supplying over 20,000 products to the trade and public, we maintain close working relationships with every customer. Whether it's over the counter or on the phone, we strive to give our customers the very best advice, and prices, every single day.

We can help with FREE project design such as:

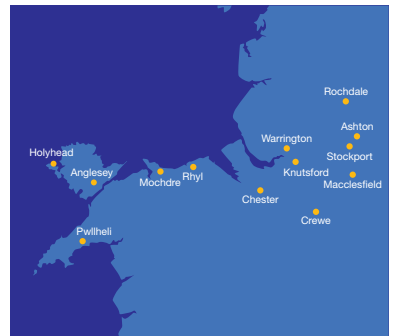
- Energy Metering and Monitoring
- Fire Alarm and Emergency Lighting schemes
- Lamp and Lighting Designs

We are able to offer technical detail on our range of products and together with suppliers we can help design and support projects, offering the most effective and efficient solutions.

Our invoicing options can also bring value to your business and help reduce your administration costs.

- 13 branches
- Same day delivery (on all stocked items)
- Guaranteed stock
- Knowledgeable and experienced staff
- Excellent value and choice
- Great deals, every day
- Trade accounts

- Find your nearest T.N. Robinson branch
- Download a copy of this Product Guide
- Find out more about the free services we offer
- Sign up for a Trade Customer account to receive exclusive discounts



OUR BRANCHES

Open 7:30–5:30 (Mon–Fri) & Sat AM

Anglesey:

01248 719077

anglesey@tnr.co.uk

Ashton:

0161 882 9453

ashton@tnr.co.uk

Chester:

01244 675779

chester@tnr.co.uk

Crewe:

01270 584671

crewe@tnr.co.uk

Holyhead:

01407 521311

holyhead@tnr.co.uk

Knutsford:

01565 930400

knutsford@tnr.co.uk

Macclesfield:

01625 433617

macclesfield@tnr.co.uk

Mochdre:

01492 548123

mochdre@tnr.co.uk

Pwllheli:

01758 719429

pwllheli@tnr.co.uk

Rhyl:

01745 356033

rhyl@tnr.co.uk

Rochdale:

01706 648352

rochdale@tnr.co.uk

Stockport:

0161 480 9141

stockport@tnr.co.uk

Warrington:

01925 650501

warrington@tnr.co.uk

213 PAGES OF EVERYTHING ELECTRICAL

Battery Storage	4-6
EV Charging	7-11
Lighting - LED Lamps & Tubes	12-29
LED Downlights	30-33
LED Commercial Lighting	34-38
Emergency Lighting	39-41
LED Tape	42-46
LED Tape Accessories	47
Outdoor Lighting	48-52
LED Festoon Lighting Decorative	53
Lighting - PIR's	54
Lighting - Decorative Lighting	55
Lighting - Coastal Lighting	56-59
Wiring Accessories	60-84
Accessories	85-97
Distribution	98-103
Control Gear	104-106
Fuses	107
Fire Safety	108-116
Ventilation & Heating	117-140
Cable Management	141-154
Testing & Labelling	155-165
Power Tool Accessories	166-194
Fixing & Sundries	195-205
Safety Workwear	206
Cables	209-211
Wiring & Ratings Guide	212-213

CONNECT WITH US

for the latest TNR news, events and offers

Like us on

facebook



www.facebook.com/tnrobinsonelec

Connect with us on

LinkedIn



www.linkedin.com/company/tnrobinsonelec

Instagram



<https://www.instagram.com/tnrobinsonelec>

T.N. Robinson Ltd.

A history built on service,
value and trust

The range



Hybrid Inverter

Single Hybrid Inverter power either 3.6KW to 6KW



Modular Battery

Single Modular Batteries, from 5.12KW up to 35.84KW peak storage



All-in-One System

Add as many as 7 battery modules



Smart Network Dongle

Dongle is attached to the Hybrid inverter for Wi-Fi connection function



Solar Power Diverter

Power Diverter provides solar energy directly to home heating systems

Installation and Commissioning

Requirements:

- **Mounting:** 2 Mounting Options for Home Users to choose from
- **Electrical wiring:** How to wire and connect all items required
- **Commissioning:** Ensure everything is connected and working correctly
- **App set up:** Connect to your new system
- **App hand over:** Hand over the new system on the App to Customer Account

Sync Energy App

Whole Home Connectivity

The Sync Energy App brings your entire home energy system into one intuitive App, giving you full control over how and when you use power whether from your solar panels or the grid.

Whether you're storing solar energy, managing your EV charging, or directing excess solar generated to heat your water, the app makes it easy to take charge of your energy use, all from your smartphone.

With Sync Energy, there's no need for multiple third-party apps, everything is fully integrated into one simple, smart solution



Sync Energy | LiFePO4 Batteries



5.12kWh
per Battery module

6000+
Life Cycles

90% DoD
for longer lifespan

IP65
Weatherproof Rating

10 year
Warranty

Designed for
Expansion Anytime

Long Lifespan

Sync Energy Flow batteries last for 6000+ cycles, translating to well over a decade of daily use with minimal capacity loss, making them a smarter, more sustainable investment.

Fire Suppression Technology

Non-toxic and thermally stable, Sync Energy Flow batteries resist overheating and are inherently fire-resistant, even under stress or high temperatures, with fire suppression built in for added peace of mind.

High Depth of Discharge


With a high Depth of Discharge (DoD) of up to 90%, you get more usable energy per charge without compromising battery health.

Efficient Operation

With integrated heating control to ensure the batteries deliver consistent voltage and performance across its cycle life, tested in temperatures between -20 and 60 degrees, ensuring smooth energy delivery.

Eco-conscious Choice

Free from cobalt and heavy metals, LiFePO4 is the environmentally responsible choice in modern energy storage.



Battery Storage



Hybrid Inverter +
Modular Battery
Storage

Scalable & Flexible

Faster Installation

Optimised for smarter
Energy Use

Installation Features



Plug and Play Battery Connections

Designed for speed and simplicity, our plug-and-play battery connectors allow each module to link seamlessly, no complex wiring or configuration required.

Whether stacking multiple units or expanding your system over time, installation is hassle-free.

Easy Access Wiring Area

A hinged access door reveals a dedicated space for PV isolators and power connections.

With generous working room and thoughtful layout, it's designed to support a neat, professional finish, keeping all wiring discreetly hidden from view once installation is complete. Looks clean, aligned, and professionally finished.

Adjustable Mounting Base

The mounting base features four adjustable feet, making it easy to achieve a perfectly level installation, even on uneven floors.

Designed to ensure every installation looks clean, aligned, and professionally finished.

Our Smallest EV Charger



Our Smallest EV Charger

Ultra-Slim, Discreet Design

At just 37mm when recessed, Link gives you a clean, architectural finish without compromise on function or performance.

Two-Part Design, Flexible Placement

With up to 50m between outlet and control box, Link lets you position the outlet exactly where you need it, while keeping the control unit hidden out of sight.

Retrofittable & Easy to Install

Whether surface-mounted or recessed, Link is designed to be simple to fit. Retrofit-ready with no specialist tools required.

Versatile Options

Choose between recessed or surface-mounted, metal or plastic control box to suit your project's needs.

Advanced Protection as Standard

The metal control box includes a 40A MCB, Type 2 SPD, 30mA Type A RCD and 6mA DC protection, while the plastic control box comes with 30mA Type A RCD and 6mA DC protection, delivering safety, compliance, and peace of mind on every install.

Smart Control

Easily manage charging via the Sync Energy app with OCPP 1.6J connectivity.



Our Smallest EV Charger

sync^{energy} | LINK

Say goodbye to bulky, obtrusive EV chargers

Link is a wall-integrated EV charging solution that combines sleek, architectural design with robust, reliable performance.

At just 37mm when recessed, Link delivers an ultra-slim profile without compromising on power or protection. Whether surface-mounted or recessed, installation is quick and retrofit-friendly with no specialist tools required.



PATENT APPROVED	7.4kW	TYPE 2	SOLAR CHARGING	TARIFF SENSE	IP65 RATING	IK10 RATING	GREY ALUMINIUM RAL9007	3 YEAR WARRANTY
-----------------	-------	--------	----------------	--------------	-------------	-------------	---------------------------	-----------------

MAIN FEATURES:

- Ultra-Slim 37mm profile
- 7.4kW type 2 socketed output
- Patented design for compact socket outlet and separated control box
- Suitable for new build properties or retrofit
- Easy to install
- Integrated open PEN conductor protection, no earth rod required
- Remote monitoring and control via Sync Energy app
- OCPP 1.6J connectivity, free lifetime over-the-air updates
- Auto solar charge
- Tariff sense energy management feature
- Models available with Wi-Fi/ LAN/4G+RFID
- IP65 rated for outdoor use
- IK10 rated
- 3 year warranty

PRODUCT CODE	EVL7MS	EVL7MSG	EVLS7MS	EVLS7MSG
PRODUCT DESCRIPTION	Link charger recessed 7.4kW silver with metal control box and Wi-Fi connection	Link charger recessed 7.4kW silver with metal control box, 4G and Wi-Fi connection	Link charger surface 7.4kW silver with metal control box and Wi-Fi connection	Link charger surface 7.4kW silver with metal control box, 4G and Wi-Fi connection
OUTPUT (kW)	7.4			
SOCKET TYPE	Type 2			
CONNECTIVITY	Wi-Fi	4G and Wi-Fi	Wi-Fi	4G and Wi-Fi
PROTECTIVE DEVICES	Type 2 SPD, 40A B Curve MCB, 40A Type A RCD			
DIMENSIONS (H X W X D MM)	176 x 176 x 37		176 x 176 x 122	
MOUNTING OPTIONS	Recessed		Surface mounted	



Wall charger 2 Socketed & Tethered



MAIN FEATURES:

- Available as type 2 socketed and tethered
- Dynamic charging, up to 7.4kW (32A)
- Interchangeable faceplates, 9 additional finishes
- Easy to install
- Integrated open PEN conductor protection, no earth rod required
- Remote monitoring and control via Sync Energy app
- OCPP 1.6J connectivity, free lifetime over-the-air updates
- Auto solar charge
- Tariff sense energy management feature
- Models available with Wi-Fi/ LAN/4G+RFID
- IP65 rated for outdoor use
- IK10 rated
- 3 year warranty

PRODUCT CODE	EVWC2S7G	EVWC2S7GG	EVWC2S7GGR	EVWC2T7G	EVWC2T7GG
PRODUCT DESCRIPTION	Single phase socketed			Single phase tethered	
OUTPUT (kW)	7.4			7.4	
SOCKET TYPE	Type 2 with autolock			Type 2 with 7.5m cable	
CONNECTIVITY	Wi-Fi / LAN	Wi-Fi / LAN / 4G	Wi-Fi / LAN / 4G + RFID	Wi-Fi / LAN	Wi-Fi / LAN / 4G
WEIGHT (kg)	2.39	2.39	2.39	4.32	4.32
DIMENSIONS (H X W X D MM)	305 x 201 x 115			305 x 201 x 115	
MOUNTING OPTIONS	Surface mounted			Surface mounted	



ZAPPI EV CHARGER UNTETHERED

Zappi is an EV charger with a difference. Not only does it operate as a traditional EV charger, it can also charge your EV using 100% FREE energy generated from your Solar PV or wind generation.

Here's the SMART bit. zappi can charge for FREE using your PV during the day and be set to charge at the most economical times at night if you have preferred economy rates from your energy provider. All controllable by the myenergi APP.

- Built-in hub
- Ethernet
- WiFi
- Programmable timer function
- Dynamic load balancing for maximum installation flexibility
- Charge and event logging
- Pin-code lock function
- Tap operated display backlight
- Built-in RCD protection
- Integral cable holster
- Remote control and monitoring add-on option
- Supplied with clip-on grid current sensor
- 3x charging modes: eco, eco+ and fast
- Optimises microgeneration self-consumption
- Economy tariff sensing
- 18th edition ready
- Multiphase 7 + 22kW
- 3 year warranty



If you don't have a PV system, zappi can still operate like an ordinary EV charging station importing from the grid. You can always add your solar/wind system later.

ZAPPI - 2H22TB-G

eco-smart EV 3Ph Type 2 Untethered Charger 7 & 22kW 32A 400V 439x282x122mm Black

DUAL & SINGLE PEDESTAL



The myenergi pedestal is the perfect solution for mounting up to 2 zappi's back-to-back, in isolation away from the main building, such as on longer driveways, carparks or in public spaces.

Our pedestal is light in weight for easy carrying and transportation, though strong as an ox when fixed into place.

- Corrosion Resistant
- Suitable for 1 or 2 zappis
- Fixing screws included
- Epoxy Powder Coated Screen Printed Logo
- Integral Base Plate for Ground Mounting
- Subtle & Sleek Design
- Easy to transport
- Slim line
- 12 months warranty

Technical Data:

Weight: 8.3kg

Material: Aluminium

Corrosion Protection: Powder Coated

Colour: RAL 9005 (Black)

ZAPPI-PEDESTAL-1

280x150x1310mm Black RAL 9005

HUB



Providing internet connection to your other myenergi devices making them 'smart'.

The hub and app work together to remotely control and monitor your products from anywhere in the world! The hub also allows you to carry out firmware updates to keep your myenergi products equipped with all the latest features in this rapidly evolving industry.



Comms Hub (Updates & App)

HARVI-65A3PR



The harvi wireless energy monitor is a versatile energy harvesting sensor that helps streamline your energy management with myenergi's products, like zappi and eddi. This compact, battery-free device gathers essential data on your home's or commercial property's energy generation and consumption, ensuring a fully wireless setup that eliminates the need for hardwired connections.

Through its intelligent wireless energy harvesting, harvi supports remote monitoring and real-time insights into energy usage, helping users make the most of their self-generated solar or renewable power. Its straightforward installation makes harvi an ideal choice for those looking to simplify energy tracking, control, and cost-saving

Energy Harvesting Wireless Sensor 98x98x36mm

EDDI



Designed to save money and save energy, eddi is the market's leading solar power diverter. Rather than exporting surplus electricity back to the grid in periods of high generation and low demand, eddi redirects renewable energy to your immersion heater, storage heater, underfloor heating or electric heater.

By doing so, eddi helps to make the most of 100% clean, green, renewable power from solar or wind generation, automatically sending energy to where it's needed most.

eddi - power: 1-phase / 3-phase



LETO IP65 1LT GU10 ADJ WL

FORUM
LIGHTING SOLUTIONS

- IP65 Suitable for outdoor use
- Stainless steel construction
- Fully adjustable head
- Push fit connectors



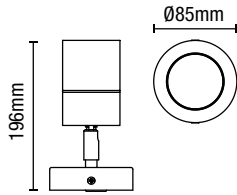
ZN-26536-ANTH-65

ZN-26536-BLK-65



ZN-26536-SST-65

ZN-26536-WHT-65



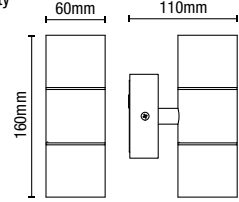
ZN-26536-ANTH-65
ZN-26536-BLK-65
ZN-26536-SST-65
ZN-26536-WHT-65

Leto IP65 1lt GU10 Adj Wall Light Anthracite
Leto IP65 1lt GU10 Adj Wall Light Black
Leto IP65 1lt GU10 Adj Wall Light Stainless Steel
Leto IP65 1lt GU10 Adj Wall Light White

NESO IP65 LED TWIN GU10 UP DOWN BLK

FORUM
LIGHTING SOLUTIONS

- IP65 Rating suitable for outdoor use
- Polycarbonate construction, rustproof
- Comes with a 5-year warranty



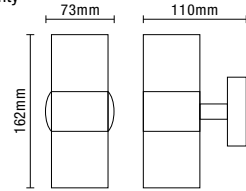
CZ-25144-BLK-65

Nesos Outdoor Up & Down Wall Light Black

ARBO 2LT GU10 CARBON FIBRE UP & DOWN WL IP44 ANTHRACITE

FORUM
LIGHTING SOLUTIONS

- IP44 Rating suitable for outdoor use
- Carbon Fibre, rustproof
- Comes with a 5-year warranty



CZ-37502-ANTH

Arbo 2lt GU10 Carbon Fibre Up & Down Wall Light IP44 Anthracite

LETO IP65 2LT GU10 WL

FORUM
LIGHTING SOLUTIONS

- IP65 Suitable for outdoor use
- Stainless steel construction
- Push fit connector
- 5 colour options



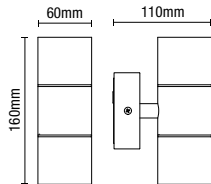
ZN-20941-ANTH-65

ZN-20941-BLK-65



ZN-20941-SST-65

ZN-20941-WHT-65



ZN-20941-ANTH-65
ZN-20941-BLK-65
ZN-20941-SST-65
ZN-20941-WHT-65

Leto IP65 2lt GU10 Wall Light Anthracite
Leto IP65 2lt GU10 Wall Light Black
Leto IP65 2lt GU10 Wall Light Stainless Steel
Leto IP65 2lt GU10 Wall Light White

LETO UP OR DOWN GU10 WL IP65

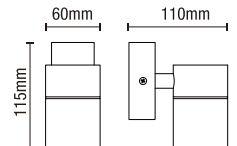

FORUM
LIGHTING SOLUTIONS

- IP65 Suitable for outdoor use
- Stainless steel construction
- Push fit connectors



ZN-37940-ANTH-65

ZN-37940-SST-65



ZN-37940-ANTH-65
ZN-37940-SST-65

Leto Up or Down GU10 Wall Light IP65 Anthracite
Leto Up or Down GU10 Wall Light IP65 Stainless Steel

BRAC SOLID BRASS 1LT UP OR DOWN GU10 WL

FORUM
LIGHTING SOLUTIONS

- IP54 Suitable for outdoor use
- Solid brass construction



ZN-41101-BRNZ



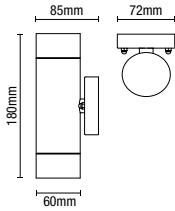
ZN-41101-RBRS



ZN-41102-BRNZ



ZN-41102-RBRS



ZN-41101-BRNZ
ZN-41101-RBRS
ZN-41102-BRNZ
ZN-41102-RBRS

Brac Solid Brass 1lt Up or Down GU10 WL Bronze
Brac Solid Brass 1lt Up or Down GU10 WL Brass
Brac Solid Brass 2 lt Up & Down GU10 WL Bronze
Brac Solid Brass 2 lt Up & Down GU10 WL Brass


AKUMA 1LT E27 RIBBED OUTDOOR WL ALUM/ GLASS BLACK

FORUM
LIGHTING SOLUTIONS

- Die-cast aluminium construction
- Glass ridged diffuser



ZN-44411-BLK



Akuma 1lt E27 Ribbed Outdoor Wall Light Alum/
Glass Black

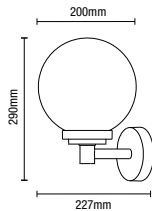
GAKI 1 X E27 GLOBE WL IP44 BLACK/SMOKE

FORUM
LIGHTING SOLUTIONS

- Die-cast aluminium construction
- Acrylic globe diffuser



ZN-44227-BLK



Gaki 1 x E27 Globe Wall Light IP44 Black/Smoke

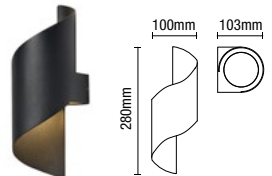
BUDE 10W LED COIL WL BLACK

FORUM
LIGHTING SOLUTIONS

- IP54 Suitable for outdoor use
- Cool white illumination
- Coil back lit LED design



ZN-42066-BLK



Bude 10w LED Coil Wall Light Black

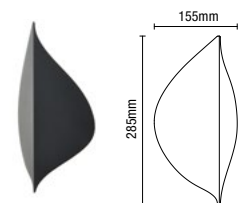
ALANI 9W LED LEAF STYLE WL IP65 ANTHRACITE

FORUM
LIGHTING SOLUTIONS

- Die-cast aluminium construction
- Push fit connectors
- Cool white illumination



ZN-43344-ANTH



Alani 9w LED Leaf Style Wall Light IP65 Anthracite

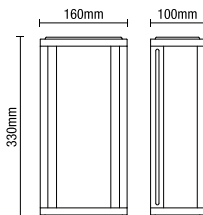
CUBA E27 BOX LANTERN W MESH INSERT BLACK/BRASS

FORUM
LIGHTING SOLUTIONS

- IP44 Suitable for outdoor use
- Contemporary box lantern
- Mesh insert design



ZN-40002-BLK

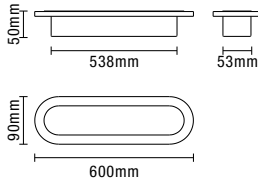



Cuba E27 Box Lantern w Mesh Insert Black/Brass

REN 16W CCT LINEAR WL IP65 BLACK

FORUM
LIGHTING SOLUTIONS

- Stainless steel construction
- 3 selectable colour temperatures
- 3 brightness modes



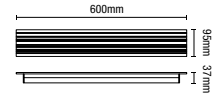
ZN-44554-BLK

Ren 16w CCT Linear Wall Light IP65 Black

TETBURY LED SLIM OUTDOOR WL ANTHRACITE

FORUM
LIGHTING SOLUTIONS

- Die-cast aluminium construction
- Backlit LED design
- Cool white illumination

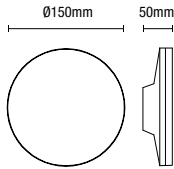


ZN-46082-ANTH

Tetbury LED Slim Outdoor Wall Light Anthracite

TETBURY LED ROUND OUTDOOR WL ANTHRACITE

FORUM
LIGHTING SOLUTIONS



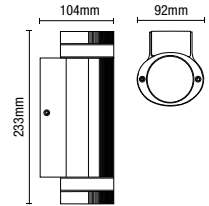
ZN-46083-ANTH

Tetbury LED Round Outdoor Wall Light Anthracite

HELIX UP & DOWN LIGHT ALUMINIUM BLACK GU10 MAX 35W

FORUM
LIGHTING SOLUTIONS

- IP44 Suitable for outdoor use
- Die-cast aluminium construction with tempered glass diffuser
- Black ridged finish



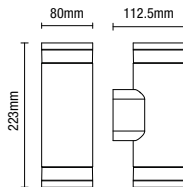
ZN-35594-BLK

Helix Up & Down Light Aluminium Black GU10 Max 35w

EOS UP & DOWN WL GU10 IP54 BLACK

FORUM
LIGHTING SOLUTIONS

- IP54 Suitable for outdoor use
- Die-cast aluminium, PC and glass construction



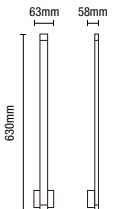
ZN-32255-BLK

Eos Up & Down Wall Light GU10 IP54 Black

BARDI 9W LED LINEAR WL IP54 BLACK

FORUM
LIGHTING SOLUTIONS

- Die-cast aluminium construction
- Linear backlit LED design
- Cool white illumination




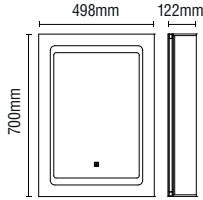
ZN-44223-BLK

Bardi 9w LED Linear Wall Light IP54 Black

ARTE 1 DOOR LED LIT BATH CAB W TOUCH/SHVR SKT 5K

FORUM
LIGHTING SOLUTIONS

- IP44 Suitable for use in Zone 2
- Soft close hinged single door mirrored on both sides
- Demister pad and shaver socket
- Adjustable height tempered glass shelves
- Touch sensor ON/OFF switch



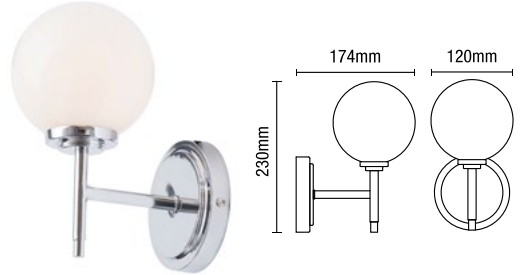
SPA-35707

Arte 1 door LED lit Bath Cab w Touch/Shvr Skt 5k

PORTO 1LT WL CHROME OPAL SHADE

FORUM
LIGHTING SOLUTIONS

- IP44 Suitable for use in Zone 2
- Opal glass shade
- Matching bathroom ceiling light available



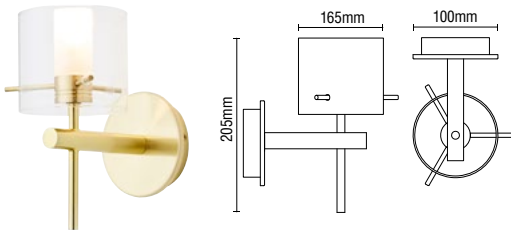
SPA-31306-CHR

Porto 1 Light Wall Lamp Chrome Opal Shade

GENE CLR CYLINDER WALL LT SATIN BRASS

FORUM
LIGHTING SOLUTIONS

- IP44 Suitable for use in Zone 2
- Glass cylinder shade
- Opal glass bulb cover




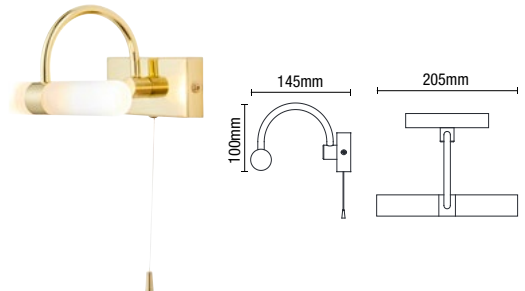
SPA-31725-SBRS

Gene CLR Cylinder Wall Lt Satin Brass

CORVUS IP44 BATHROOM LIGHT SATIN BRASS

FORUM
LIGHTING SOLUTIONS

- IP44 Suitable for use in Zone 2
- Pull cord switch



SPA-6888.014

Corvus IP44 Bathroom Light Satin Brass

TAURI 6W/12W/18W/24W LED FLUSH WALL/CEILING PANEL WHITE

FORUM
LIGHTING SOLUTIONS

- IP44 Suitable for use in Zone 2
- Can be recessed, ceiling mounted or wall surface mounted
- Selectable colour temp 3000/4000/6000K
- Fast-fit connector
- Anti-drop hoop for easy installation



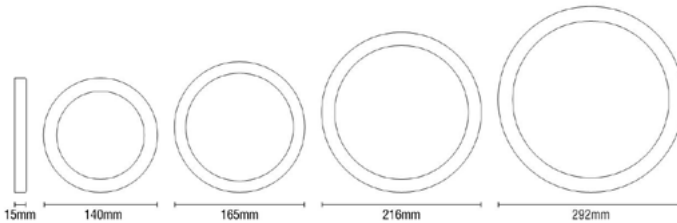
SPA-34008-WHT

Tauri 6w LED Flush Wall/Ceiling Panel White



SPA-35709

Tauri 12w Led Flush Wall/Ceiling Panel White



SPA-34009-WHT

Tauri 18w LED Flush Wall/Ceiling Panel White



SPA-35710

Tauri 24w LED Flush Wall/Ceiling Panel White

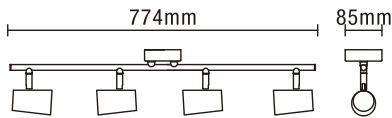
SPA-34008-WHT
SPA-35709
SPA-34009-WHT
SPA-35710

Tauri 6w LED Flush Wall/Ceiling Panel White, 140mm
Tauri 12w LED Flush Wall/Ceiling Panel White, 165mm
Tauri 18w LED Flush Wall/Ceiling Panel White, 216mm
Tauri 24w LED Flush Wall/Ceiling Panel White, 292mm

HARVEY SPOT 4 LIGHT BAR

FORUM
LIGHTING SOLUTIONS

- Contemporary styling
- 360° rotation
- 4 colour options



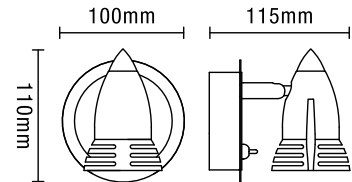
INL-31723-SBRS
INL-31723-SNIC

Harvey Spot 4 Light Bar Satin Brass
Harvey Spot 4 Light Bar Satin Nickel

ELARA 1 LIGHT SATIN NICKEL

FORUM
LIGHTING SOLUTIONS

- Satin nickel and chrome finish
- Adjustable lamps
- On/off switch




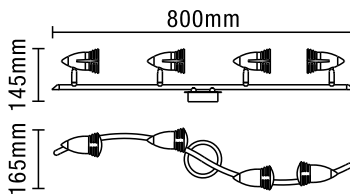
INL-740000-SNIC

Elara 1 Light Satin Nickel

ELARA 4 LIGHT BAR SATIN NICKEL

FORUM
LIGHTING SOLUTIONS

- Satin nickel and chrome finish
- Adjustable lamps



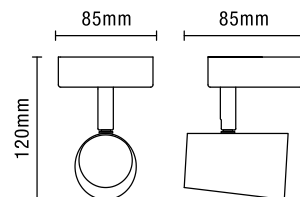
INL-598410-SNIC

Elara 4 Light Bar Satin Nickel

HARVEY SPOTLIGHT 1 LIGHT SATIN NICKEL

FORUM
LIGHTING SOLUTIONS

- Contemporary styling
- 360° rotation
- 4 colour options
- Can be wall or ceiling mounted



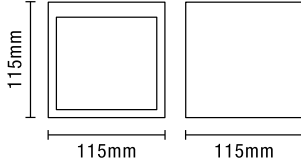
INL-31775-SNIC

Harvey Spotlight 1 Light Satin Nickel

MONTILLA UP & DOWN PLASTER WL WHITE

FORUM
LIGHTING SOLUTIONS

- White plaster finish
- Can be painted to match decor
- Up/down wall light



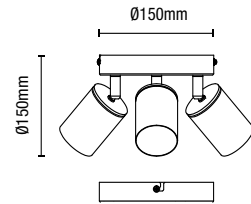
INL-37219

Montilla Up & Down Plaster Wall Light White

JOSHUA 3 LIGHT SPOTLIGHT PLATE BLACK

FORUM
LIGHTING SOLUTIONS

- Contemporary styling
- Adjustable heads



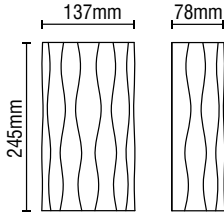
INL-44525-BLK

Joshua 3 Light Spotlight Plate Black

TOLEDO LARGE UP/DOWN PLASTER WL WHITE

FORUM
LIGHTING SOLUTIONS

- White plaster finish
- Can be painted to match decor
- Up/down wall light



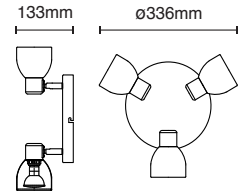
INL-38612

Toledo Large Up/Down Plaster Wall Light White

OLIVER 3 LIGHT SPOTLIGHT PLATE WHITE

FORUM
LIGHTING SOLUTIONS

- Contemporary styling
- White and oak finish
- Adjustable heads



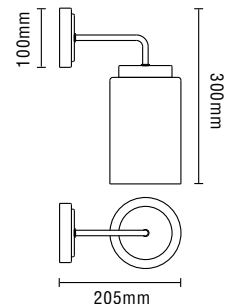
INL-35989-WHT

Oliver 3 Light Spotlight Plate White

CLIFTON WL BLACK

FORUM
LIGHTING SOLUTIONS

- Stainless steel construction
- Clear glass shade



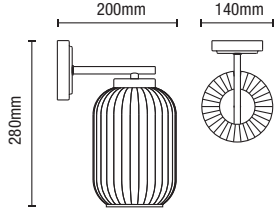
ZN-46039-BLK

Clifton Wall Light Black

STANTON RIBBED GLASS OUTDOOR WL BLACK

FORUM
LIGHTING SOLUTIONS

- Die-cast aluminium construction
- Ribbed glass shade



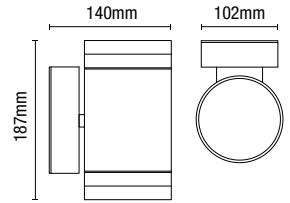
ZN-46040-BLK

Stanton Ribbed Glass Outdoor Wall Light Black

LENS UP & DOWN LIGHT ANTHRACITE

FORUM
LIGHTING SOLUTIONS

- IP44 Suitable for outdoor use
- Die-cast aluminium construction



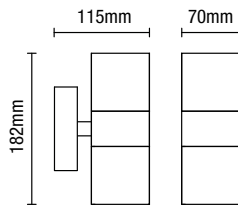

ZN-29189-ATR

Lens Up & Down Light Anthracite

MUTO 2 LIGHT GU10 UP & DOWN WL IP65 BLACK

FORUM
LIGHTING SOLUTIONS

- Die-cast aluminium construction
- Push-fit connector



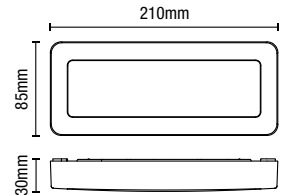
ZN-44262-BLK

Muto 2 Light GU10 Up & Down Wall Light IP65 Black

BREEZ RECTANGULAR SURFACE LED BRICK ANTHRACITE

FORUM
LIGHTING SOLUTIONS

- IP65 Rating suitable for outdoor use
- Polycarbonate construction, rustproof
- Comes with a 5-year warranty
- Cool white illumination



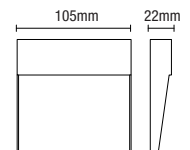
CZ-29191-ATR

Breez Rectangular Surface LED Brick Anthracite

FORUM
LIGHTING SOLUTIONS

PUYA 3W LED SQUARE 10CM GUIDE LIGHT SMALL IP54 ANTHRACITE

- Die-cast aluminium construction
- Push-fit connectors
- Available in 10cm or 16cm square sizes
- Cool white illumination



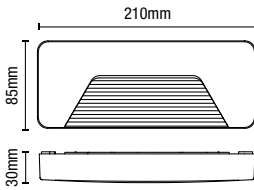
ZN-44238-ANTH

Puya 3w LED Square 10cm Guide Light Small IP54 Anthracite

BREEZ RECTANGULAR SURFACE MOUNT LED ANTHRACITE

FORUM
LIGHTING SOLUTIONS

- IP65 Rating suitable for outdoor use
- Polycarbonate construction, rustproof
- Comes with a 5-year warranty
- Cool white illumination



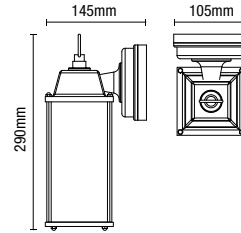
CZ-29192-ATR

Breez Rectangular Surface Mount LED Anthracite

CERES BEVELLED GLASS LANTERN BLACK

FORUM
LIGHTING SOLUTIONS

- Die-cast aluminium construction with glass panels
- Traditional styling
- Bevelled glass panels



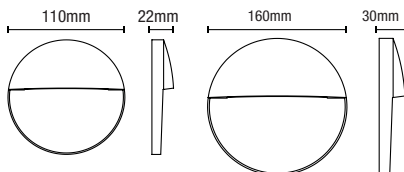
ZN-20955-BLK

Ceres Bevelled Glass Lantern Black

ONZA 6W LED ROUND 16CM GUIDE LIGHT LARGE IP54 BLACK

FORUM
LIGHTING SOLUTIONS

- Die-cast aluminium construction
- Push-fit connectors
- Cool white illumination
- Available in 11cm or 16cm round sizes



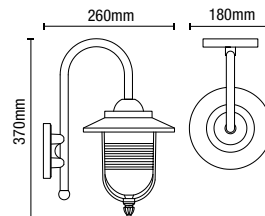
ZN-44237-BLK

Onza 6w LED Round 16cm Guide Light Large IP54 Black

ERIS FISHERMANS LANTERN BLACK

FORUM
LIGHTING SOLUTIONS

- IP44 Suitable for outdoor use
- Die-cast aluminium construction
- Traditional styling



ZN-20957-BLK

Eris Fishermans Lantern Black

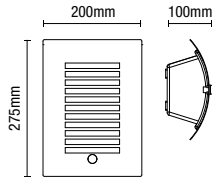
SIGMA PAN SLAT WL PIR

FORUM
LIGHTING SOLUTIONS

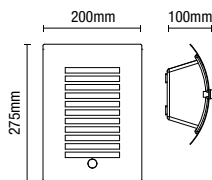
- IP44 Suitable for outdoor use
- Stainless steel construction
- PIR Sensor



ZN-28708-BLK



ZN-28708-SST



ZN-28708-BLK
ZN-28708-SST

Sigma Pan Slat Wall Light PIR Black
Sigma Pan Slat Wall Light PIR Stainless Steel

HARMBY OUTDOOR WALL LANTERN BLACK

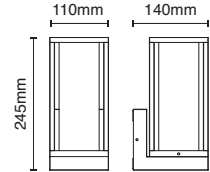
FORUM
LIGHTING SOLUTIONS

- Die-cast aluminium construction
- Glass diffuser
- Modern Styling



ZN-46033-BLK

Harmby Outdoor Wall Lantern Black



CARNAC UP OR DOWN WALL LANTERN BLACK

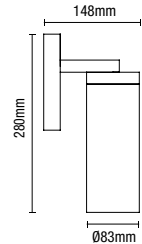
FORUM
LIGHTING SOLUTIONS

- IP44 Suitable for outdoor use
- Stainless steel construction
- Polycarbonate diffuser
- Can be mounted up or down



ZN-38630-BLK

Carnac Up or Down Wall Lantern Black



FORUM
LIGHTING SOLUTIONS

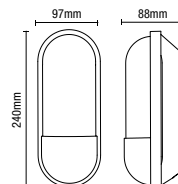
PILULE E27 WALL LIGHT BLACK

- IP54 Rating suitable for outdoor use
- Can be fitted either upward, downward or sideways
- Polycarbonate construction, rustproof
- Comes with a 5-year warranty



CZ-38639-BLK

Pilule E27 Wall Light Black



TURUS 15W ROUND BULKHEAD IP65 BLACK

FORUM
LIGHTING SOLUTIONS

- IP65 Rating suitable for outdoor use
- Push fit connectors
- Polycarbonate construction with opal diffuser, rustproof
- Comes with a 5-year warranty
- Colour changing technology - switch between cool white and warm white



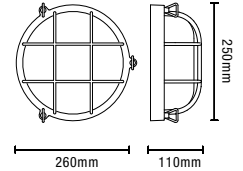
CZ-34014-BLK

Turus 15W Round Bulkhead IP65 Black

GALI 1 X E27 CAGED ROUND BULKHEAD IP44 GOLD

FORUM
LIGHTING SOLUTIONS

- Die-cast aluminium construction
- Ribbed glass



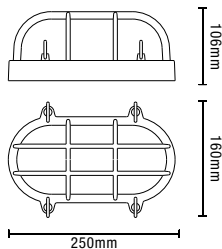

ZN-44231-GLD

Gali 1 x E27 Caged Round Bulkhead IP44 Gold

DAVEY 1 X E27 CAGED OVAL BULKHEAD IP44 SILVER

FORUM
LIGHTING SOLUTIONS

- Die-cast aluminium construction
- Ribbed glass



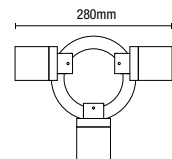
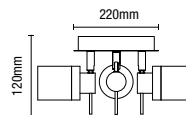
ZN-44230-SIL

Davey 1 x E27 Caged Oval Bulkhead IP44 Silver

SCORPIUS 3 LIGHT PLATE SPOTLIGHT SHINY BRASS

FORUM
LIGHTING SOLUTIONS

- IP44 Suitable for use in Zone 2
- Directable spotlights



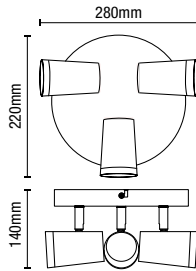
SPA-27405-CHR

Scorpius 3 Light Plate Spotlight Shiny Brass

FREYA 3 LIGHT GU10 SPOT ROUND PLATE IP44 BLACK

FORUM
LIGHTING SOLUTIONS

- IP44 Suitable for use in Zone 2
- Matt Black Finish
- Directable spotlights



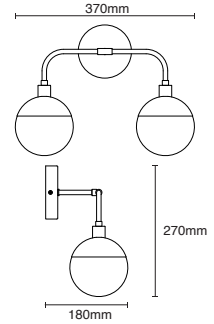
SPA-35080-MBLK

Freya 3 light GU10 Spot Round Plate IP44 Black

LILLE 2 LIGHT BATHROOM WL IP44 BLACK/ SATIN BRASS/OPAL

FORUM
LIGHTING SOLUTIONS

- IP44 Suitable for use in Zone 2
- Decorative round opal shades
- Black finish with brass detailing



SPA-35812-BLK

Lille 2 light Bathroom Wall Light IP44 Black/ Satin Brass/Opal

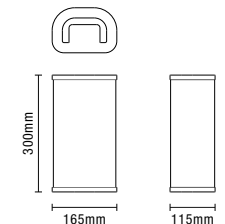

NAYRU 8W LED WL CCT 3/4K IP44 BRASS/OPAL & BLACK/OPAL

FORUM
LIGHTING SOLUTIONS

- IP44 Suitable for use in Zone 2
- Selectable colour temperature
- Ribbed glass shade



SPA-44380-SBRS



ZN-28708-SST

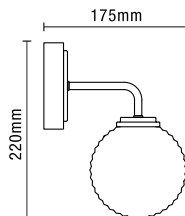
SPA-44380-SBRS
SPA-44381-MBLK

Nayru 8w LED Wall Light CCT 3/4k IP44 Brass/Opal
Nayru 8w LED Wall Light CCT 3/4k IP44 Black/Opal

VERMONT WL IP44 ANTIQUE BRASS

FORUM
LIGHTING SOLUTIONS

- Decorative glass shades
- Antique brass finish
- IP44 suitable for bathroom use



SPA-37576-ABRS

Vermont Wall Light IP44 Antique Brass

LIGERO 1/2/3/4W RECHARGEABLE CABINET LIGHT 4K WITH PIR SENSOR SILVER

FORUM
LIGHTING SOLUTIONS

- No wiring required
- Rechargeable
- PIR sensor with 3M detection distance
- AUTO ON/ALWAYS ON/OFF function
- 4 hours charge time

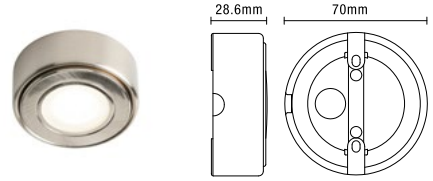


- CUL-37386** Ligerio 1W Rechargeable Cabinet Light 4k with PIR Sensor Silver
CUL-37387 Ligerio 2W Rechargeable Cabinet Light 4k with PIR Sensor Silver
CUL-37388 Ligerio 3W Rechargeable Cabinet Light 4k with PIR Sensor Silver
CUL-37389 Ligerio 4W Rechargeable Cabinet Light 4k with PIR Sensor Silver

ELLEN LED CCT ROUND UNDER CUPBOARD LIGHT SATIN NICKEL

FORUM
LIGHTING SOLUTIONS

- Brushed satin nickel finish with opal polycarbonate diffuser
- Can be recessed or surface mounted
- Mains powered
- No driver required
- 3 selectable colour temperatures

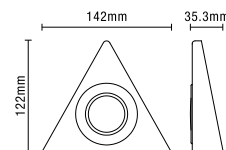


CUL-35860 Ellen LED CCT Round Under Cupboard Light Satin Nickel

FARO LED CCT TRIANGLE UNDER CUPBOARD LIGHT SATIN NICKEL

FORUM
LIGHTING SOLUTIONS

- Brushed satin nickel finish with opal polycarbonate diffuser
- Mains powered
- No driver required
- 3 selectable colour temperatures



CUL-35861 Faro LED CCT Triangle Under Cupboard Light Satin Nickel

BODHI 5/9/14/18W LED 3XCCT 3/4/6K LINK LIGHT WHITE

FORUM
LIGHTING SOLUTIONS

- White PC body with opal diffuser
- Switchable between 3000K/4000K/6000K
- ON/OFF rocker switch
- No driver required



- ELA-41712** Bodhi 5W LED 3xCCT 3/4/6k 30cm Link Light White
ELA-41713 Bodhi 9W LED 3xCCT 3/4/6k 60cm Link Light White
ELA-41714 Bodhi 14W LED 3xCCT 3/4/6k 60cm Link Light White
ELA-41715 Bodhi 18W LED 3xCCT 3/4/6k 120cm Link Light White

SUPERB RANGE OF ENERGY SAVING LED LAMPS FOR EVERY APPLICATION!

4 WATT GU10 LAMPS



The Kosnic Tec II range of LED lamps are perfect for home and hospitality settings, with a range of different CCT options. Direct retrofit for standard halogen GU10 lamps and deliver the same aesthetics and ambient light. Perfect for hospitality settings such as restaurants, bars and hotels where ambience is required.

- Up to 85% energy saving
- 25,000 hour lifespan
- 3000K, 4000K, 6500K
- 450lm



T04-GUF27
T04-GUF40
T04-GUF65

5.5 WATT GU10 LAMPS - DIMMABLE



The Kosnic Tec II range of LED lamps are perfect for home and hospitality settings, with a range of different CCT options. Direct retrofit for standard halogen GU10 lamps and deliver the same aesthetics and ambient light. Perfect for hospitality settings such as restaurants, bars and hotels where ambience is required.

- Up to 85% energy saving
- 25,000 hour lifespan
- 3000K, 4000K, 6500K
- 660lm



T5.5D-GUF27
T5.5D-GUF40

GLS LAMPS - 5.9 WATT



The Classic shaped GLS from Kosnic is a selected line of energy saving retrofit LED lamps. Reliable, affordable and easy to install.

- Replacement for incandescent GLS lamps
- Choices of 2700K, 4000K, 6500K
- Long life of 15,000hr
- Dimmable options



A5.9-BC27
A5.9-BC40
A5.9-ES27
A5.9-ES40

GLS LAMPS 9.5W B22 & E27



The Classic shaped GLS from Kosnic is a selected line of energy saving retrofit LED lamps. Reliable, affordable and easy to install.

- Save energy by up to 90%
- Replacement for incandescent GLS
- Choices of 2700K, 4000K, 6500K
- Long life of 15,000h
- Dimmable option available



A9.5-BC27
A9.5-BC40
A9.5-BC65
A9.5-ES27
A9.5-ES40
A9.5-ES65

SUPERB RANGE OF ENERGY SAVING LED LAMPS FOR EVERY APPLICATION!

5 WATT CANDLE LAMPS



The Classic shaped Candle from Kosnic is a selected line of energy saving retrofit LED lamps. Reliable, affordable and easy to install.

- Save energy by up to 90%
- Replacement for incandescent candle lamps
- Choices of 2700K, 4000K, 6500K
- Long life of 15,000h
- Dimmable option available



C4.9-SBC27
C05D-SES40
C05D-ES27
C05D-BC27

4.9 WATT GOLF LAMPS



The Classic shaped Golf from Kosnic is a selected line of energy saving retrofit LED lamps. Reliable, affordable and easy to install.

- Save energy by up to 90%
- Replacement for incandescent golf lamps
- Choices of 2700K, 4000K, 6500K
- Long life of 15,000h



G4.9-SES27
G4.9-ES27
G4.9-BC27

LED HOME FILAMENT GLS 2700K



The KTC LED Filament GLS lamp has a traditional appearance and gives an even spread of light in all directions. It is also highly functional and efficient, up to 100lm/W, giving a quality of light that creates inviting living spaces while offering huge energy savings over filament lamps without compromising on brightness. The lamps can quickly replace filament products in domestic and hospitality lighting applications, and once in place rapid payback is achieved.

- Linear LED filament provides a traditional appearance
- Up to 87% energy saving
- Instant start-up
- 20,000 hour lifespan
- Dimmable option available
- Even light distribution
- 2700K
- High lumen output
- 490lm or 730lm



KFLM4.5GLSE27CL LED 4.5W GLS ES 2700K 490lm
KFLM4.5GLSB22CL LED 4.5W GLS BC 2700K 490lm
KFLM7GLSE27CL LED 7W GLS ES 2700K 730lm
KFLM7GLSB22CL LED 7W GLS BC 2700K 730lm

LED HOME FILAMENT CANDLE 2700K



The KTC LED Filament Candle lamp has a traditional appearance and gives an even spread of light in all directions. It is also highly functional and efficient, up to 100lm/W, giving a quality of light that creates inviting living spaces while offering huge energy savings over filament lamps without compromising on brightness. The lamps can quickly replace filament products in domestic and hospitality lighting applications, and once in place rapid payback is achieved.

- Linear LED filament provides a traditional appearance
- Up to 90% energy saving
- Instant start-up
- 20,000 hour lifespan
- Even light distribution
- 2700K
- High lumen output
- 200lm or 440lm



KFLM04CNCDB22CLR LED 4W Candle BC 2700K 440lm
KFLM04CNDE14CLR LED 4W Candle SES 2700K 440lm
KFLM04CNDE27CLR LED 4W Candle ES 2700K 440lm

SUPERB RANGE OF ENERGY SAVING LED LAMPS FOR EVERY APPLICATION!

LED HOME FILAMENT GLOBE 2700K 4.5W



The KTC LED Filament Globe lamp has a traditional appearance and gives an even spread of light in all directions. It is also highly functional and efficient, up to 100lm/W, giving a quality of light that creates inviting living spaces while offering huge energy savings over filament lamps without compromising on brightness. The lamps can quickly replace filament products in domestic and hospitality lighting applications, and once in place rapid payback is achieved.

- Linear LED filament provides a traditional appearance
- Up to 90% energy saving
- Instant start-up
- 20,000 hour lifespan
- Even light distribution
- 2700K
- High lumen output
- 470lm



KFLM4.5GLBE27CL LED 4.5W Globe ES 2700K 470lm
KFLM4.5GLBB22CL LED 4.5W Globe BC 2700K 470lm

LED HOME FILAMENT GOLF 2700K 4W



The KTC LED Filament Golf lamp has a traditional appearance and gives an even spread of light in all directions. It is also highly functional and efficient, up to 100lm/W, giving a quality of light that creates inviting living spaces while offering huge energy savings over filament lamps without compromising on brightness. The lamps can quickly replace filament products in domestic and hospitality lighting applications, and once in place rapid payback is achieved.

- Linear LED filament provides a traditional appearance
- Up to 88% energy saving
- Instant start-up
- 20,000 hour lifespan
- Even light distribution
- 2700K
- High lumen output
- 380lm



KFLM04GLFE27C27 LED 4W Golf BC 2700K 380lm
KFLM04GLFE14C27 LED 4W Golf SES 2700K 380lm
KFLM04GLFB22C27 LED 4W Golf ES 2700K 380lm

T8 LED GLASS 4000K FROSTED



These Kosnic advanced LED tubes are suitable for all areas, including visually demanding non-transient task areas such as offices and educational premises where users require uniform light to maintain well-being. The LED tubes can directly replace fluorescent tubes in magnetic ballast fittings with no rewiring.

- High performance of 142lm/W
- Save energy by up to 65%
- Flicker free
- Long life of 50,000h



T8PRO08-40 2FT 8W T5 Glass LED Tube 4000K
T8PRO17-W65 T8 LED Glass 21w 5ft 4000K Frosted
T8PRO17.5-W65 T8 Pro 4FT 17.5W T8 Glass LED Tube 6500K
T8PRO21-W65 6FT 24W T8 Glass LED Tube 6500K

LED G9 CAPSULE



- Up to 88% energy saving
- Instant start-up
- 30,000 hours lifespan
- 3000K and 6500K
- High lumen output
- 220lm, 230lm, 310lm or 320lm



KLED2.5CPLG9N30 LED 2.5W G9 3000K 220lm
KLED2.5CPLG9N65 LED 2.5W G9 6500K 310lm

LED PYGMY SES 3000K 2.5W



- Up to 90% energy saving
- Instant start-up
- 30,000 hour lifespan
- 3000K
- High lumen output



KLED2.5PYGE14N3 LED 2.5W PYGMY SES 3000K

PL-S COMPACT FLUORESCENT

- Energy saving non-integrated
- Optimum lumen output + 10,000 hours long life



9PLS8402PINB	9W 2 Pin G23
11PLS8402PINB	11W 2 Pin G23
11PLS8404PINB	11W 4 Pin 2G7

G9 CAPSULE

- Single ended mains voltage capsule
- UV block quartz glass
- G9 easy install base



28TH240G9ECO	28W Clear G9 Capsule
25TH240G9	25W Clear G9 Capsule

LED OPAL STRIPS 3000K



- Up to 92% energy saving
- 20,000 hour lifespan
- 3000K
- 300lm or 500lm



05156	LED 2.5W S15 221mm 3000K 300lm
05157	LED 4W S15 284mm 3000K 500lm

PYGMY / OVEN LAMPS

- 240 volts



15SES240PSC	15W SES
25SES240PSC	25W SES
25SES240CO	25W SES Oven
40SES240CO	40W SES Oven
40SESCHP	40W SES Cooker Hood

Fireguard Next Generation

The Fireguard Next Generation downlights are designed for fast installation and compatibility with solid, I-Joist, and steel open web joist ceilings. They ensure robust fire safety and high performance, making them ideal residential and commercial settings.

See page 30

For Fireguard Fittings



SUPERB RANGE OF ENERGY SAVING LED LAMPS FOR EVERY APPLICATION!

2D LAMPS - DD II MINI



Kosnic's range of LED DD lamps takes a fresh approach to functional lighting with a design philosophy offering compatible emergency packs and microwave sensor so that there are no barriers to retrofitting LEDs in commercial fittings.

- Wattage switchable 6W/8W/10W/12W
- Save energy by up to 65%
- Colour temperature switchable 2700K/4000K/6500K
- Replacement for 16W fluorescent DD lamps used with magnetic ballast
- Compatible with Kosnic emergency module for instant conversion
- Flicker free



DD212/2P-SCT LED DD II Mini 2pin 6/8/10/12W 2700/4000/6500K
DD212 / 4P-SCT LED DD II Mini 4pin 6/8/10/12W 2700/4000/6500K

2D LAMPS - DD II



Kosnic's range of LED DD lamps takes a fresh approach to functional lighting with a design philosophy offering compatible emergency packs and microwave sensor so that there are no barriers to retrofitting LEDs in commercial fittings.

- Wattage switchable 9W/12W/15W/18W
- Save energy by up to 65%
- Colour temperature switchable 2700K/4000K/6500K
- Replacement for 16W, 28W, 38W fluorescent DD lamps used with magnetic ballast
- Compatible with Kosnic emergency module for instant conversion
- Flicker free



DD218/ 2P-SCT LED DD II 2pin 9/12/15/18W 2700/4000/6500K
DD218/ 4P-SCT LED DD II 4pin 9/12/15/18W 2700/4000/6500K

PLUG-IN MOTION SENSOR



The Kosnic Microwave Sensor is a simple energy-saving solution that uses light only when and where you need it. The sensor has an adjustable sensitivity setting for use in that will detect motion and stay illuminated for the duration of the hold time after motion ends. The product also has a built-in light sensor.

- Optional corridor function
- PWM (5V DC) control output
- Powered by low voltage 12V DC
- Mounting height up to 6m
- Super compact design
- Sensor setting with DIP switch
- Easy install on a wide range of Kosnic products including selected integrated bulkheads and linear luminaires
- Compatible with the universal remote for additional settings



RMW-DC Plug in microwave motion and daylight sensor 12V DC

UNIVERSAL REMOTE CONTROL



The convenient Universal Remote Control is small, compact and has multiple settings including dusk to dawn and corridor function. With dip-switches, an easy to use product that can be used with for multiple Kosnic motion sensors, bulkheads, non-corrosive battens and highbays. It also has detection range of 16 meters.

- ON/OFF/Dimming control
- All in one, one for all remote
- Integrated dimming controls
- Compact size
- 16m range



RMT-UNI Universal Remote Control for Kosnic motion sensors

10 PACK OF X50 FIRE-RATED DOWNLIGHT INCLUDING WHITE BEZEL



- 3.5W - 480 lumens | 5W - 700 lumens
- Cut-out 68-70mm
- Two wattage and three colour selectable from beneath the ceiling
- Two-part first fix connector with dedicated testing terminals
- Double hinged terminal for easy access to terminal blocks
- Tested for use in Solid, I-Joist and Steel Open Web joist ceilings*
- Also available without bezel (JC1101/NB), add bezel with JC1107 (add suffix)

JC1101/WH10

3.5W | 3000K/4000K/5700K

BEZELS FOR USE WITH X50 FIRE-RATED DOWNLIGHT



- Aluminium bezels for use with no bezel X50 JC1101/NB, add bezel with JC1107 (add suffix)
- Bezels available in white (WH), chrome (CH), brushed nickel (BN), black (BLK), brass (BR) and anthracite (ANTH), add bezel with JC1107 (add suffix)



JC1107/WH
JC1107/CH
JC1107/BR
JC1107/BLK
JC1107/ANTH

White aluminium bezel
Chrome aluminium bezel
Brushed Brass aluminium bezel
Black aluminium bezel
Anthracite aluminium bezel

LED V50 COLOUR SELECTABLE DOWNLIGHTS



NEXT GENERATION
FIRE RATED DOWNLIGHT! IP65



Warm White 3000K



Cool White 4000K



Colour switchable from below the ceiling

Colour Key -
WH = White
BN = Brushed Nickel
CH = Chrome
BLK = Black
BZ = Bronze

- 7.5W LED
- Two selectable colour options, 3000K & 4000K
- Five interchangeable bezel options
- Wide 60° beam angle
- Low profile suitable for shallow 50mm ceiling voids
- Twist and lock bezel design
- Fast, push fit termination with remote driver
- Fire tested for 30, 60 and 90 minute ceilings
- 3 year extended warranty

SELECTABLE
COLOUR
OPTIONS!

JC1001/NB 7.5W V50 LED Downlight 650ml No Bezel
JC1002* 7.5W V50 Tilt LED Downlight 650ml
JC1003* V50 Standard Converter Plate
JC1004* V50 Tilt Converter Plate
JC1005 V50 Standard Concealer Ring (5 pack)
JC1006* Separate Bezel for V50 Standard

* = Add 'WH' 'BN' or 'CH' at the end of each part number to specify your colour option. JC1006 is also available in 'BLK' or 'BZ'.





V50™ TILT IP20

IP20

- Colour temperature switch located on the driver, 3000K & 4000K
- Die-cast aluminium bezels
- Tested for use in Solid, I-Joist and steel open web joist ceilings
- 350° rotatable and 20° tiltable, allows adjustment adjacent to Joists



- JC1002/BN** V50 Tilt with brushed nickel bezel
JC1002/CH V50 Tilt with chrome bezel
JC1002/WH V50 Tilt with white bezel

COL. TEMP.	DIM.	WATT	LUMENS
3000K & 4000K	Yes	7.5W	600/650
3000K & 4000K	Yes	7.5W	600/650
3000K & 4000K	Yes	7.5W	600/650



V50™ CONVERTER PLATE

IP65

- Allows for the retrofit of V50™ and V50™ Tilt units where larger downlights were previously installed
- Suitable for all ceiling types for cut outs 80-120mm diameter
- Not for use with V50™ Pro



- JC1003** Converter plate for standard V50™ Tilt (luminaire not included)
JC1004 Converter plate for V50™ Tilt (luminaire not included)

For Brushed Nickel add /BN suffix, for Chrome add /CH suffix, for White add /WH suffix.



V50™ CONCEALER RING

IP20

- Covers ceiling cut outs damaged from previous fittings, Ideally used for installing V50™ into suspended ceilings
- For use with ceiling cut outs 72-105mm in diameter with V50™
- White finish to match standard ceiling colour
- Ideal for installing V50™ into suspended ceilings
- Does not maintain fire rating
- Cut-out 72mm



- JC1005** Concealer ring for standard V50 - 5 pack (luminaire not included)



V50™ PRO 100MM

IP65

- Slim profile 3mm white bezel
- Covers ceiling cut-outs 70-92mm damaged from previous fittings
- Low profile design, for installations in shallow 50mm ceiling voids
- Selectable colour temperature from beneath the ceiling, 3000K & 4000K



- JC1013/WH** V50 Pro Retrofit 100mm

COL. TEMP.	DIM.	WATT	LUMENS
3000K & 4000K	Yes	7.5W	650/700




V50™ PRO 135MM

IP65

- Slim profile 3mm white bezel
- Covers ceiling cut-outs 70-127mm damaged from previous fittings
- Low profile design, for installations in shallow 50mm ceiling voids
- Selectable colour temperature from beneath the ceiling, 3000K & 4000K




		COL. TEMP.	DIM.	WATT	LUMENS
JC1015/WH	V50 Pro Retrofit 135mm	3000K & 4000K	Yes	7.5W	650/700



V50™ PRO 170MM

IP65

- Slim profile 3mm white bezel
- Covers ceiling cut-outs 70-159mm damaged from previous fittings
- Low profile design, for installations in shallow 50mm ceiling voids
- Selectable colour temperature from beneath the ceiling, 3000K & 4000K



		COL. TEMP.	DIM.	WATT	LUMENS
JC1017/WH	V50 Pro Retrofit 170mm	3000K & 4000K	Yes	7.5W	650/700



V50™ PRO ANTI-GLARE

IP65

- 20mm recessed lens for reduced glare
- V50™ Pro driver with double hinge terminal cover for ease of installation
- White, Black and White/Black baffle options
- Die-cast aluminium bezels
- Low profile design, for installations in shallow 50mm ceiling voids
- Selectable colour temperature from beneath the ceiling, 3000K & 4000K





		COL. TEMP.	DIM.	WATT	LUMENS
JC1019/WH	V50 Pro Anti-Glare with white bezel	3000K & 4000K	Yes	7.5W	650/700
JC1019/WHBLK	V50 Pro Anti-Glare with white bezel & inner black cone	3000K & 4000K	Yes	7.5W	650/700
JC1019/BLK	V50 Pro Anti-Glare with black bezel	3000K & 4000K	Yes	7.5W	650/700



V50™ PRO TILT IP65

IP65

- P65 slim bezel version of V50™ Tilt, suitable for bathrooms
- Die-cast aluminium bezels
- 350° rotatable and 20° tiltable
- Low profile design, for installations in shallow 50mm ceiling voids
- Selectable colour temperature 3000K & 4000K





		COL. TEMP.	DIM.	WATT	LUMENS
JC1026/BN	V50 Pro Tilt IP65 with brushed nickel bezel	3000K & 4000K	Yes	7.5W	650/700
JC1026/CH	V50 Pro Tilt IP65 with brushed chrome bezel	3000K & 4000K	Yes	7.5W	650/700
JC1026/WH	V50 Pro Tilt IP65 with brushed white bezel	3000K & 4000K	Yes	7.5W	650/700



FIREGUARD® NEXT GENERATION IP20



- Slim profile, die-cast aluminium bezel
- Ultra fast press fit loop-in/loop-out terminal
- Harmonised IP20/65 designed ensures continuity throughout applications

JC010010/NB Fireguard Next Generation without bezel
JC010013* Separate bezel for Fireguard Next Generation (add suffix)

LAMP (NOT INCLUDED)
GU10 7W LED MAX

*For White add /WH suffix, for Brushed Nickel add /BN suffix, for Chrome add /CH suffix, for Black add /BL suffix.



FIREGUARD® NEXT GENERATION IP65



- Slim profile, die-cast aluminium bezel
 - Ultra fast press fit loop-in/loop-out terminal
 - Harmonised IP20/65 designed ensures continuity throughout applications
 - Tested for use in Solid, I-Joist and steel open web joist ceilings.
- See jcc.cp.uk for latest test reports**

JC010010/NB Fireguard Next Generation without bezel
JC010019* Separate IP65 bezel for Fireguard Next Generation (add suffix)

*For White add /WH suffix, for Brushed Nickel add /BN suffix, for Chrome add /CH suffix, for Black add /BL suffix.

See page 25
For GU10 Lamps





LED SKYPACK QUICK RELEASE INTELLIGENT PRESS RELEASE DESIGN

IP65

Uses an innovative dual button mechanism to make installation quick and simple.

- Correlated Color Temperature: 4000K
- Intelligent press release buttons for simple installation
- Suspended LED tray for easy installation
- Press fit terminals, loop in loop out with multiple position options
- Rear and end conduit entry points
- Plug and play Emergency and Microwave on/off modules
- Flexible cross mount fixing points
- Keyhole BESA mounting points
- Pre-moulded two way cable restraints
- Improved funnel clip in end caps for ease of installation
- Suitable for temperatures -10°C to 50°C
- 3 year extended warranty



		LUMENS	LPCW
JC100100	Skypack™ Pro 4ft Single 20W IP40 4000K WOP	2950	148
JC100110	Skypack™ Pro 4ft Twin 36W IP40 4000K WOP	5200	144
JC100120	Skypack™ Pro 5ft Single 34W IP40 4000K WOP	4920	145
JC100130	Skypack™ Pro 5ft Twin 54W IP40 4000K WOP	7760	144
JC100140	Skypack™ Pro 6ft Single 48W IP40 4000K WOP	6825	142
JC100150	Skypack™ Pro 6ft Twin 74W IP40 4000K WOP	10440	141



TOUGHLED™ PRO

IP66

- 90° Lock-in-place side clip design
- Detachable, loop-in/loop-out 4 pin terminal block with emergency provision
- Three rear conduit entry points with BESA guides
- Six 20mm side conduit entry points and two end conduit entry points
- Plug-in and play modular accessories



		COL. TEMP.	DIM.	WATT	LUMENS	LPCW
JC180001	4ft Single Frosted	4000K	No	18W	2600	144
JC180017	4ft Twin Frosted	4000K	No	38W	5400	142
JC180033	5ft Single Frosted	4000K	No	29W	4200	145
JC180049	5ft Twin Frosted	4000K	No	57W	7500	132
JC180065	6ft Single Frosted	4000K	No	39W	5300	136
JC180081	6ft Twin Frosted	4000K	No	72W	8600	119

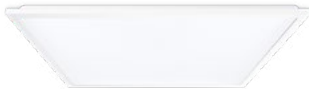
ToughLED PRO CCT

					ACTUAL LUMEN OUTPUT 1/2/3/4	
JC 180100	4ft Single/ Twin Frosted	CCT	No	19W/25W/31W/37W	3350/4300/5100/6000	165
JC 180116	5ft Single/ Twin Frosted	CCT	No	30W/40W/52W/63W	4700/6050/7700/8850	165
JC 180136	6ft Single/ Twin Frosted	CCT	No	37W/50W/60W/72W	5450/6950/8800/10150	165

SKYTILE BASE TP(A) / UGR - - LED COMMERCIAL LIGHTING



- Up to 125 LpcW
- 3CCT 3000/4000/5700K selectable
- 8 pole loop in/loop out double hinged driver with permanent live and earth for continuous wiring
- Flicker free non dimmable driver as standard
- Meets TP(a) requirements, suitable for all applications
- UGR options designed to comply with BS EN 12464-1 lighting of workspace
- Available in low, standard and high output options to suit various applications
- High output option over 5100 lumens, suitable for applications with higher ceilings or areas that require greater light levels
- DALI/1-10V/Switch dim or DSI options
- Emergency remote pack options available




JC080218 600x600mm 30W IP40 CCT 3000/4000/5700K TP(a)

SKYTILE SURFACE MOUNT BOX - - LED COMMERCIAL LIGHTING



- Up to 125 LpcW
- 3CCT 3000/4000/5700K selectable



JC71262 Skytile Surface Mount Tray 600 x 600mm

SKYTILE SUSPENSION KIT



- Supplied with 1.5m suspension cable
- Collar locking mechanism to adjust mounting heights
- For both ceiling and cable tray mounting



JC080050 4 wire 1.5m Suspension Kit (for use with Skytile Base panels only)

RADIALED RAPID PRO 8/12W | 3000K/4000K/5700K



- Wattage selectable, 8W - 880 lumens / 12W - 1300 lumens
- Colour selectable, 3000K/4000K/5700K
- Unique, clip in tool-less LED gear tray design
- Four side 20mm conduit entry points
- Cross range compatible plug & play emergency, microwave and photocell modules. For use with RadiaLED® Rapid Pro and RadiaLED® Rapid Pro Slim
- Up to 110 lpcW



- JC070300** - RadiaLED Rapid Pro 8/12W | 3000K/4000K/5700K with white rim
- JC070301** - RadiaLED Rapid Pro 8/12W | 3000K/4000K/5700K emergency with white rim
- JC070302** - RadiaLED Rapid Pro 8/12W | 3000K/4000K/5700K photocell sensor with white rim
- JC070304** - RadiaLED Rapid Pro 8/12W | 3000K/4000K/5700K microwave on/off with white rim

RADIALED RAPID PRO 12/16/20W | 3000K/4000K/5700K



- Wattage selectable, 12W - 1490 lumens / 16W - 2040 lumens / 20W - 2430 lumens
- Colour selectable, 3000K/4000K/5700K
- Unique, clip in tool-less LED gear tray design
- Four side 20mm conduit entry points
- Cross range compatible plug & play emergency, microwave and photocell modules. For use with RadiaLED® Rapid Pro and RadiaLED® Rapid Pro Slim
- Up to 126 lpcW



- JC070320** - RadiaLED Rapid Pro 12/16/20W | 3000K/4000K/5700K with white rim
- JC070321** - RadiaLED Rapid Pro 12/16/20W | 3000K/4000K/5700K emergency with white rim
- JC070322** - RadiaLED Rapid Pro 12/16/20W | 3000K/4000K/5700K photocell sensor with white rim
- JC070324** - RadiaLED Rapid Pro 12/16/20W | 3000K/4000K/5700K microwave on/off with white rim

RADIALED RAPID RIMS

IP20



		FINISH
JC070187	RadiaLED Rapid 8W Rim	White
JC070188	RadiaLED Rapid 8W Rim	Black
JC070189	RadiaLED Rapid 8W Rim	Chrome
JC070190	RadiaLED Rapid 8W Rim	Satin Chrome
JC070193	RadiaLED Rapid 8W Rim	Satin Silver
JC070194	RadiaLED Rapid 8W Rim	Black Eyelid
JC070195	RadiaLED Rapid 12W/16W/24W Rim	White
JC070196	RadiaLED Rapid 12W/16W/24W Rim	Black
JC070197	RadiaLED Rapid 12W/16W/24W Rim	Chrome
JC070198	RadiaLED Rapid 12W/16W/24W Rim	Satin Chrome
JC070201	RadiaLED Rapid 12W/16W/24W Rim	Satin Silver
JC070202	RadiaLED Rapid 12W/16W/24W RiM	Black Eyelid

BLACK



SATIN SILVER



BLACK EYELID



SATIN CHROME



CHROME



WHITE





NITEFLOOD 10W/ 20W/ 30W/ 50W

IP65

- IP65 protection against dust and moisture
- Angled bracket for ease of installation
- Breather gland incorporated to protect against condensation
- Opal glass for reduced glare
- Supplied pre-wired with 800mm flex
- Driverless technology



NON PIR VERSION



PIR VERSION



		COL. TEMP.	DIM.	WATT	LUMENS
10W					
JC091001	Niteflood Black	4000K	No	10W	1000
JC091009	Niteflood White	4000K	No	10W	1000
JC091002	Niteflood PIR Black	4000K	No	10W	1000
JC091010	Niteflood PIR White	4000K	No	10W	1000
20W					
JC091003	Niteflood Black	4000K	No	20W	2100
JC091011	Niteflood White	4000K	No	20W	2100
JC091004	Niteflood PIR Black	4000K	No	20W	2100
JC091012	Niteflood PIR White	4000K	No	20W	2100
30W					
JC091005	Niteflood Black	4000K	No	30W	3200
JC091013	Niteflood White	4000K	No	30W	3200
JC091006	Niteflood PIR Black	4000K	No	30W	3200
JC091014	Niteflood PIR White	4000K	No	30W	3200
40W					
JC091007	Niteflood Black	4000K	No	50W	5600
JC091015	Niteflood White	4000K	No	50W	5600
JC091008	Niteflood PIR Black	4000K	No	50W	5600
JC091016	Niteflood PIR White	4000K	No	50W	5600



LED WALL PACK 20W-30W

IP65




		COL. TEMP.	DIM.	WATT	LUMENS
JC130001	20W LED Commercial Wall Bulkhead	4000K	No	20W	1750
JC130003	20W LED Commercial Wall Bulkhead photocell	4000K	No	20W	1750
JC130004	30W LED Commercial Wall Bulkhead	4000K	No	30W	2600
JC130005	30W LED Commercial Wall Bulkhead emergency	4000K	No	30W	2600
JC130006	30W LED Commercial Wall Bulkhead photocell	4000K	No	30W	2600

TOUGHBAY PRO 100W / 150W / 200W




Toughbay Pro 100W



60° BEAM	90° BEAM	120° BEAM	DESCRIPTION	COOL TEMP.	WATT	LUMENS
JC040200	JC040202	JC040204	Toughbay Pro 1-10V Dimmable	5700K	100W/75W/50W	Up to 14,200
JC040201	JC040203	JC040205	Toughbay Pro 1-10V Dimmable Self-Test emergency	5700K	100W/75W/50W	Up to 14,200




Toughbay Pro 150W



60° BEAM	90° BEAM	120° BEAM	DESCRIPTION	COOL TEMP.	WATT	LUMENS
JC040206	JC040208	JC040210	Toughbay Pro 1-10V Dimmable	5700K	150W/115W/80W	Up to 21,200
JC040207	JC040209	JC040211	Toughbay Pro 1-10V Dimmable Self-Test emergency	5700K	150W/115W/80W	Up to 21,200



Toughbay Pro 200W



60° BEAM	90° BEAM	120° BEAM	DESCRIPTION	COOL TEMP.	WATT	LUMENS
JC040212	JC040214	JC040216	Toughbay Pro 1-10V Dimmable	5700K	200W/150W/100W	Up to 27,000
JC040213	JC040215	JC040217	Toughbay Pro 1-10V Dimmable Self-Test emergency	5700K	200W/150W/100W	Up to 27,000
JC040218	JC040220	JC040222	Toughbay Pro 1-10V Dimmable	4000K	200W/150W/100W	Up to 26,000
JC040219	JC040221	JC040223	Toughbay Pro 1-10V Dimmable Self-Test emergency	4000K	200W/150W/100W	Up to 26,000



Toughbay Pro Accessories



CODE	DESCRIPTION
JC040224	Mount bracket for Toughbay Pro
LEV71950	Toughbay Pro PIR Dim Sensor IP65
LEV71951	Toughbay Pro Microwave Dim Sensor IP65
LEV71808	Toughbay Microwave Sensor Remote



*JC040224 mount bracket not suitable for use with emergency or microwave step dim versions.



EMERGENCY REMOTE PACK

IP20

- Lithium LifePO4 battery for improved performance
- Double hinged terminal cover for clearer access to terminal blocks
- Slight out battery cover
- Color coded terminals for clear cable allocation
- Slimline construction
- Ratchet clamp design for secure strain relief on cables
- Class II with earth provision for continuous wiring requirements
- Push fit loop in/loop out connections
- Plug and play molex DC connectors



JCEM002
JCEM002ST

Emergency Remote Pack
Emergency Remote Pack Self-Test

VOLTAGE **WAT-**
9 - 75V DC 2W Max
9 - 75V DC 2W Max



EMERGENCY BULKHEAD

IP65

- Supplied with directional arrow/left/right running man legends as standard
- Suitable for use as maintained and non maintained
- Hinged LED gear tray for fast installation
- Side, top and bottom conduit entry points



JC110004
JC110005

Emergency Bulkhead 3W IP65 6000K Maintained/non-maintained White with legends
Emergency Bulkhead Self-test 3W IP65 6000K Maintained/non-maintained c/w legends



EXIT BLADE

IP20

- Visible from a distance of 24 metres
- Running man legend kits bought separately
- Suitable for use as maintained and non maintained
- Hinged frame for wall and ceiling mounting applications



JC50302
JC50323
JC50326
JC50324
JC50325

Wall/ceiling exit blade maintained. 3M IP20 without legend
3W Wall/ceiling exit blade maintained 3M self
Recessed exit blade maintained. 3M IP20 without legend
Exit blade recessed suspended
Exit blade surface suspended



EXIT BOX / EXIT BOX SELF-TEST

IP20

- Visible from a distance of 24 metres
- Supplied as standard with down running man legend
- Left/right or up running man bought separately
- Top and rear conduit entry knock out points



JC50303 Exit box maintained 3M IP20, 191 x 395mm, 1800mAh including IPCS legend
JC50304 Exit box left/right legend
JC50322 Exit box box self test PC Housing/Acrylic C/W down legend IP20



TWIN SPOT

IP20

IP65

- Durable polycarbonate construction
- Twin side conduit entry
- Lightweight design for quick and simple installation
- Ideal for commercial and industrial applications
- Self test versions available
- Non-maintained only



JC50305 IP65 Twin Spot
JC50328 IP65 Twin Spot Self-Test

COL. TEMP.	WATT.	LUMENS
6000K	2x3W	470
6000K	2x6W	700

SURFACE MOUNT

IP20



- Stylish design
- Non-maintained
- Quick and simple surface mount installation
- Ideal for contemporary commercial applications



JC50307 3W Surface Mount LED Downlight 103lm NM IP20 White

EMERGENCY DOWNLIGHT

IP20



- Non-maintained only
- 2W recessed downlight
- Ideal for emergency lighting in offices and open areas and corridors



JC110006 Emergency downlight 2w ip20 6000k non-maintained white -inc open/corridor lenses




TOUGHLED™ PRO MODULAR EMERGENCY PACKS

IP20

- Simple plug and play Emergency Pack for ToughLED™ Pro
- Self test Emergency Pack (JCEM003ST) also available
- Slimline construction, designed specifically for ToughLED™ Pro
- Lithium PO4 battery with 5 year warranty
- Clear view of battery with easy clip connector
- Cable lengths predetermined for clean wiring
- Tool-less clip in tray connection with unique hinge and lock mechanism

JCEM003
JCEM003ST

Emergency Pack for use with **ToughLED Pro**
Emergency Self-Test Pack for use with **ToughLED Pro**




TOUGHLED™ PRO MODULAR SENSOR PACKS

IP20

- Simple Plug and play Microwave On/Off sensor for ToughLED™ Pro
- Slimline construction, designed specifically for ToughLED™ Pro
- Cable lengths predetermined for clean wiring
- Tool-less clip in tray connection with unique hinge and lock mechanism
- ToughLED™ Pro microwave sensor remote control (LEV71930) also available

LEV71929

Emergency Microwave On/Off Sensor for sure with **ToughLED Pro**





LED STRIP



LED Strip IP20


- Continuous reel of LED strip
- 120 LEDs per metre for an even light distribution
- Cut to required length at 50mm cut points ensuring a more accurate installation
- Available with triac dimmable and non-dimmable 24V drivers
- Aluminium profile options



5M REEL	10M REEL	20M REEL	30M REEL	40M REEL	50M REEL	DESCRIPTION	WATT	LUMENS
JC121268	JC121400	JC121404	JC121408	JC121412	JC121300	LED Strip Reel IP20 3000K	4.8W	480
JC121269	JC121402	JC121406	JC121410	JC121414	JC121301	LED Strip Reel IP20 4000K	4.8W	480
JC121272	JC121416	JC121420	JC121424	JC121428	JC121304	LED Strip Reel IP20 3000K	9.6W	960
JC121273	JC121418	JC121422	JC121426	JC121430	JC121305	LED Strip Reel IP20 4000K	9.6W	960
JC121276	JC121432	JC121436	JC121440	JC121444	JC121308	LED Strip Reel IP20 3000K	14.4W	1440
JC121277	JC121434	JC121438	JC121442	JC121446	JC121309	LED Strip Reel IP20 4000K	14.4W	1440

LED Strip IP65

- Continuous reel of LED strip
- 120 LEDs per metre for an even light distribution
- Cut to required length at 50mm cut points ensuring a more accurate installation
- Available with triac dimmable and non-dimmable 24V drivers
- Aluminium profile options



5M REEL	10M REEL	20M REEL	30M REEL	40M REEL	50M REEL	DESCRIPTION	WATT	LUMENS
JC121284	JC121401	JC121405	JC121409	JC121413	JC121316	LED Strip Reel IP65 3000K	4.8W	480
JC121285	JC121403	JC121407	JC121411	JC121415	JC121317	LED Strip Reel IP65 4000K	4.8W	480
JC121288	JC121417	JC121421	JC121425	JC121429	JC121320	LED Strip Reel IP65 3000K	9.6W	960
JC121289	JC121419	JC121423	JC121427	JC121431	JC121321	LED Strip Reel IP65 4000K	9.6W	960
JC121292	JC121433	JC121437	JC121441	JC121445	JC121324	LED Strip Reel IP65 3000K	14.4W	1440
JC121293	JC121435	JC121439	JC121443	JC121447	JC121325	LED Strip Reel IP65 4000K	14.4W	1440

LED STRIP



LED Strip RGBW IP20

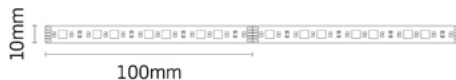
- Select or blend red, green, blue and white to create a variety of colours using our wireless RF receivers
- White options available in warm white (3000K) and neutral white (4000K)
- Continuous reel of LED strip
- Cut to required length at 100mm cut points ensuring a more accurate installation
- Remote control and receiver required
- Aluminium profile options



5M REEL	50M REEL	DESCRIPTION	COL TEMP.	WATT	LUMENS
JC121279	JC121311	LED Strip Reel IP20	RGB-WW RGBW (3000K)	7.2W	-
JC121280	JC121312	LED Strip Reel IP20	RGB-NW RGBW (4000K)	7.2W	-
JC121281	JC121313	LED Strip Reel IP20	RGB-WW RGBW (3000K)	17.6W	-
JC121282	JC121314	LED Strip Reel IP20	RGB-NW RGBW (4000K)	17.6W	-

LED Strip RGBW IP65

- Select or blend red, green, blue and white to create a variety of colours using our wireless RF receivers
- White options available in warm white (3000K) and neutral white (4000K)
- Continuous reel of LED strip
- Cut to required length at 100mm cut points ensuring a more accurate installation
- Remote control and receiver required
- Aluminium profile options



5M REEL	50M REEL	DESCRIPTION	COL TEMP.	WATT	LUMENS
JC121295	JC121327	LED Strip Reel IP65 RGB-WW	RGBW (3000K)	7.2W	-
JC121296	JC121328	LED Strip Reel IP65 RGB-NW	RGBW (4000K)	7.2W	-
JC121297	JC121329	LED Strip Reel IP65 RGB-WW	RGBW (3000K)	17.6W	-
JC121298	JC121330	LED Strip Reel IP65 RGB-NW	RGBW (4000K)	17.6W	-

HAND HELD REMOTE CONTROL



RGBW 2.4GHz RF

- 2.4GHz RF Hand Held Remote control suitable for all application sizes
- 2.4GHz RF allows out of sight control and grouping
- Pair up to two Hand Held Remote controls to each zone
- 3 zones, up to 30 receivers



JC121448 RGBW
2.4G RF receiver

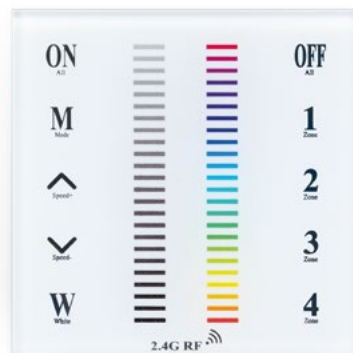
CODE	DESCRIPTION	WATT	DIM
JC121449	RGBW 2.4G RF Hand Held Remote control	-	Yes
JC121448	RGBW 2.4G RF LED receiver (for use with JC121449 Hand Held Remote)	350W Max	Yes

WALL MOUNTED REMOTE CONTROL



RGBW 2.4GHz RF

- 2.4GHz RF Wall Mounted Remote control suitable for all application sizes
- 2.4GHz RF allows out of sight control and grouping
- Pair up to two Wall Mounted Remote controls to each zone
- 4 zones, up to 40 receivers



JC121450 RGBW
2.4G RF receive

CODE	DESCRIPTION	WATT	DIM
JC121451	RGBW 2.4G RF Wall Mounted Control	-	Yes
JC121450	RGBW 2.4G RF LED receiver (for use with JC121451 Wall Mounted Control)	350W Max	Yes

LED STRIP




LED Strip Aluminium Profile


- Surface, slimline, recessed and corner profiles available
- Provided with two polycarbonate end caps as standard
- Available in 0.5m, 1m, 1.5m and 2m lengths




Slimline aluminium profile



Plaster-in aluminium profile



Slimline plaster-in aluminium profile



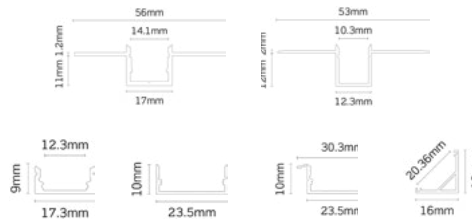
Surface mounted aluminium profile



Recessed aluminium profile



Corner mounted aluminium profile



Rating



Guarantee



Silver

CODE	DESCRIPTION	CODE	DESCRIPTION
JC121362	Surface mounted aluminium profile 0.5m	JC121366	Recessed aluminium profile 1m
JC121363	Surface mounted aluminium profile 1m	JC121367	Recessed aluminium profile 1.5m
JC121364	Surface mounted aluminium profile 1.5m	JC121266	Recessed aluminium profile 2m
JC121265	Surface mounted aluminium profile 2m	JC121368	Corner mounted aluminium profile 0.5m
JC121375	Slimline surface aluminium profile 0.5m	JC121369	Corner mounted aluminium profile 1m
JC121376	Slimline surface aluminium profile 1m	JC121370	Corner mounted aluminium profile 1.5m
JC121377	Slimline surface aluminium profile 1.5m	JC121267	Corner mounted aluminium profile 2m
JC121378	Slimline surface aluminium profile 2m	JC121387	Plasterin aluminium profile 2m
JC121365	Recessed aluminium profile 0.5m	JC121388	Slimline plasterin aluminium profile 2m

Body: Aluminium. Diffuser: Polycarbonate.

Body: Aluminium. Diffuser: Polycarbonate.

LED STRIP



LED Strip Drivers



BC020010 - 25W Triac dim.



BC020011 - 50W Triac dim.



BC020001 - 75W Triac dim.



BC020009 - 12W Non-dim.



BC020012 - 30W Non-dim.



BC020013 - 75W Non-dim.



BC020007 - 180W Non-dim.



Rating



Warranty



Warranty



Dim. options

CODE	DESCRIPTION	WARRANTY	WATT	DIM	IP
BC020010	Triac dimmable 24V driver	5 year	25W	Yes	20
BC020011	Triac dimmable 24V driver	5 year	50W	Yes	20
BC020001	Triac dimmable 24V driver	3 year	75W	Yes	20
BC020009	Non-dimmable 24V driver	5 year	12W	No	20
BC020012	Non-dimmable 24V driver	5 year	30W	No	20
BC020013	Non-dimmable 24V driver	5 year	75W	No	20
BC020007	Non-dimmable 24V driver	3 year	180W	No	20

LED STRIP



LED Strip Connectors & Accessories



CODE	COMPONENT	FOR USE WITH	DESCRIPTION	PACK QTY.
JC121349	DC cable	Single colour	2m DC cable	1
JC121350	DC cable	RGBW	2m DC cable	1
JC83213	Pre-wired connector	Single colour	Strip-to-cable connector with 15cm cable and clip	6
JC83215	Pre-wired connector	Single colour	Strip-to-strip connector with 15cm cable and clip	5
JC121351	Strip-to-strip	Single colour	10mm clips	10
JC121352	Pre-wired connector	Single colour	10mm clips with 0.5m cable	10
JC121354	Pre-wired connector	RGBW	10mm clips with 0.5m cable	10
JC83214	Strip-to-strip	Single colour	Corner connector	5
JC83216	Strip-to-strip	Single colour	Connector with heat shrink	10
JC121359	Strip-to-strip	Single colour	10mm clips	10
JC121353	Strip-to-strip	RGBW	10mm clips	10
JC121360	Strip-to-cable	Single colour	10mm clips	10
JC83217	Retaining clips	All LED Strip	PCB retaining clips	10
JC83218	Retaining clips	DC cable	DC cable retaining clips	10
JC121348	IP65 seal connector	All LED Strip	30mm heat shrink	5
JC121357	IP65 seal connector	All LED Strip	IP end caps	2

LED STRIP



LED Strip Corners



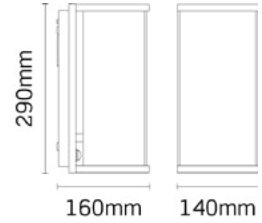
- Corner pieces in all colour temperatures to ensure seamless illumination

CODE	DESCRIPTION	COL TEMP.
JC121333	4.8W Corner left/right pack	3000K
JC121334	4.8W Corner left/right pack	4000K
JC121337	9.6W Corner left/right pack	3000K
JC121338	9.6W Corner left/right pack	4000K
JC121341	14.4W Corner left/right pack	3000K
JC121342	14.4W Corner left/right pack	4000K
JC121344	RGB-WW 7.2W left/right pack	RGBW 3000K
JC121345	RGB-NW 7.2W left/right pack	RGBW 4000K
JC121346	RGB-WW 14.4W left/right pack	RGBW 3000K
JC121347	RGB-NW 14.4W left/right pack	RGBW 4000K

GLAZED LANTERN MINI



- Rubber gasket to maintain IP54 rating
- High quality aluminium and glass construction
- Designed for use with E27 LED lamps
- PIR option available
- Suitable for interior and exterior applications



CODE	DESCRIPTION	LAMP
JC17037BLK	Glazed Lantern Mini	E27 15W LED Max

Body: Aluminium. **Diffuser:** Glass. | Lamp not supplied.

EXTERIOR UP/DOWN WALL LIGHT



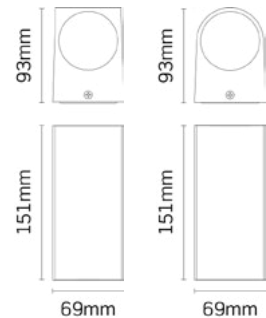
Exterior Up/Down Wall Light GU10

- Suitable for GU10 LED lamps up to 7W
- Lamps not supplied



JC17050ANTH

JC17051ANTH



CODE	DESCRIPTION	LAMP
JC17050ANTH	Up/Down Square Wall Light GU10	GU10 7W Max
JC17051ANTH	Up/Down Curve Wall Light GU10	GU10 7W LED Max

Body: Die-cast aluminium. **Lens:** Glass.

UP/DOWN WALL LIGHT



Up/Down Wall Light GU10

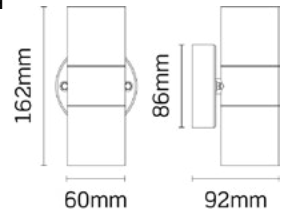
- Suitable for GU10 lamps up to 7W
- High quality 316 grade stainless steel construction (**JC17060**)
- Lamps not supplied



JC17060



JC17060ANTH



CODE	DESCRIPTION	LAMP
JC17060	Stainless Steel Up/Down Wall Light	GU10 7W LED Max
JC17060ANTH	Anthracite Up/Down Wall Light	GU10 7W LED Max

Body: Stainless steel/Anthracite. **Diffuser:** Glass.

DOWNWARD WALL LIGHT



Downward Wall Light GU10

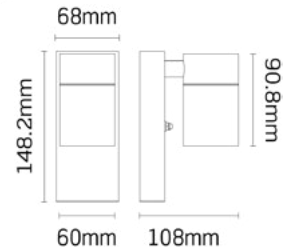
- Suitable for GU10 lamps up to 7W
- High quality 316 grade stainless steel construction (**JC17061**)
- Lamps not supplied



JC17061



JC17061ANTH



CODE	DESCRIPTION	LAMP
JC17061	Stainless Steel Downward Wall Light	GU10 7W LED Max
JC17061ANTH	Anthracite Downward Wall Light	GU10 7W LED Max

Body: Stainless steel/Anthracite. **Diffuser:** Glass.

UP/DOWN WALL LIGHT



Up/Down Wall Light GU10

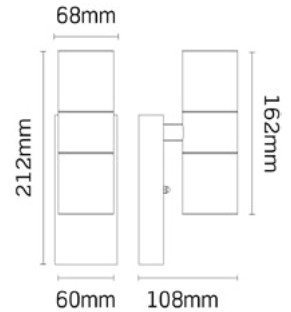
- Suitable for GU10 lamps up to 7W
- High quality 316 grade stainless steel construction (**JC17062**)
- Lamps not supplied



JC17062



JC17062ANTH



Rating



Class 1



Warranty



Lamp not supplied



Stainless steel



Anthracite

CODE

DESCRIPTION

LAMP

JC17062
JC17062ANTH

Stainless Steel Up/Down Wall Light
Anthracite Up/Down Wall Light

GU10 7W LED Max
GU10 7W LED Max

Body: Stainless steel/Anthracite. **Diffuser:** Glass.

UP/DOWN WALL LIGHT



Up/Down Wall Light GU10 PIR

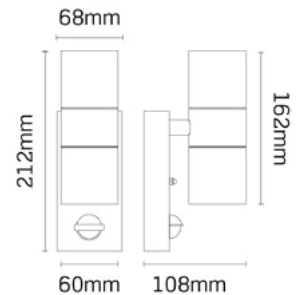
- Suitable for GU10 LED lamps up to 7W
- High quality 316 grade stainless steel construction (**JC17063**)
- Lamps not supplied



JC17063



JC17063ANTH



Rating



Class 1



Warranty



Lamp not supplied



Sensing



Stainless steel



Anthracite

CODE

DESCRIPTION

LAMP

JC17063
JC17063ANTH

Stainless Steel Up/Down Wall Light with PIR
Anthracite Up/Down Wall Light with PIR

GU10 7W LED Max
GU10 7W LED Max

Body: Die-cast aluminium. **Lens:** Glass.

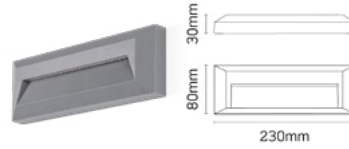


SURFACE MOUNTED WALL/PATH LIGHT

- Suitable for interior and exterior applications
- Allows for mounting to an existing wall, without cutting a recess
- Shallow design

Surface Mounted Wall/Path Light

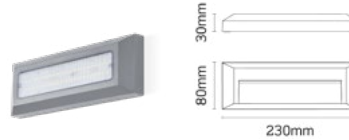
- Downward Illumination



CODE	DESCRIPTION	COL TEMP.	DIM.	WATT	LUMENS	LPCW
JC17052	Surface Mount Linear Path Light	4000K	No	2W	102	51
JC17056	Surface Mount Linear Path Light	3000K	No	2W	86	43

Surface Mounted Wall/Path Light

- Prismatic Diffuser



CODE	DESCRIPTION	COL TEMP.	DIM.	WATT	LUMENS	LPCW
JC17053	Surface Mount Wall Light Prismatic	4000K	No	4W	364	91
JC17057	Surface Mount Wall Light Prismatic	3000K	No	4W	335	83

Surface Mounted Wall/Path Light

- Downward Illumination



CODE	DESCRIPTION	COL TEMP.	DIM.	WATT	LUMENS	LPCW
JC17054	Surface Mount Square Path Light	4000K	No	2W	94	47
JC17058	Surface Mount Square Path Light	3000K	No	2W	86	43

Surface Mounted Wall/Path Light

- Downward Illumination




CODE	DESCRIPTION	COL TEMP.	DIM.	WATT	LUMENS	LPCW
JC17055	Surface Mount Round Path Light	4000K	No	2W	65	32.5
JC17059	Surface Mount Round Path Light	3000K	No	2W	65	32.5

Body: Polycarbonate. Diffuser: Clear polycarbonate.

GALVANISED WIRE CAGES/GUARDS

HOT DIP GALVANISED LIGHTING GUARDS DESIGNED FOR PROTECTING FLOODLIGHTS AND CCTV CAMERAS



- Protects against damage and tampering
- Lightweight for wall mounting
- Available in various sizes

HOT DIP GALVANISED

TNR10103WG	WIRE GUARD 10" x 10" x 3"
TNR111111WG	WIRE GUARD 11" x 11" x 11"
TNR14143WG	WIRE GUARD 14" x 14" x 3"
TNR14149WG	WIRE GUARD 14" x 14" x 9"
TNR161212WG	WIRE GUARD 16" x 12" x 12"
TNR161612WG	WIRE GUARD 16" x 16" x 12"
TNR161616WG	WIRE GUARD 16" x 16" x 16"
TNR16163WG	WIRE GUARD 16" x 16" x 3"
TNR17173WG	WIRE GUARD 17" x 17" x 3"
TNR18183WG	WIRE GUARD 18" x 18" x 3"
TNR1896WG	WIRE GUARD 18" x 9" x 6"
TNR202020WG	WIRE GUARD 20" x 20" x 20"
TNR20203WG	WIRE GUARD 20" x 20" x 3"
TNR20206WG	WIRE GUARD 20" x 20" x 6"
TNR23188WG	WIRE GUARD 23" x 18" x 8"
TNR242012WG	WIRE GUARD 24" x 20" x 12"
TNR443WG	WIRE GUARD 4" x 4" x 3"
TNR664WG	WIRE GUARD 6" x 6" x 4"
TNR666WG	WIRE GUARD 6" x 6" x 6"

OUR BRANCHES

Open 7:30–5:30 (Mon–Fri) & Sat AM

Anglesey:

01248 719077

anglesey@tnr.co.uk

Ashton:

0161 882 9453

ashton@tnr.co.uk

Chester:

01244 675779

chester@tnr.co.uk

Crewe:

01270 584671

crewe@tnr.co.uk

Holyhead:

01407 521311

holyhead@tnr.co.uk

Knutsford:

01565 930400

knutsford@tnr.co.uk

Macclesfield:

01625 433617

macclesfield@tnr.co.uk

Mochdre:

01492 548123

mochdre@tnr.co.uk

Pwllheli:

01758 719429

pwllheli@tnr.co.uk

Rhyl:

01745 356033

rhyl@tnr.co.uk

Rochdale:

01706 648352

rochdale@tnr.co.uk

Stockport:

0161 480 9141

stockport@tnr.co.uk

Warrington:

01925 650501

warrington@tnr.co.uk

LED EXTERIOR BULKHEAD 7W

eterna.

IP44



Energy efficient LED alternative to traditional bulkheads. Small robust bulkhead that offers durability for domestic and light commercial applications

BLEDBK

7W LED Bulkhead 500lm

BLEDPIRBK

7W LED Bulkhead with 120° PIR 520lm



FLOODLIGHT BRACKETS

See page 184



LED FILAMENT STRING LIGHT KIT

IP65



Outdoor String Lights LED, Heavy Duty Commercial Grade IP65 Waterproof String Lights.

- **PERFECT DESIGN:** Designed with end-to-end connections, you can connect 40 strands at most to cover a large area.
- **HEAVY DUTY BLACK WIRE WEATHERPROOF LIGHT STRING:** Being made of brass triple core wire and heat-resistant insulating durable rubber, and its working temperature is from -20°C-40°C and IP65 water proof. High quality PVC encapsulated sockets with brass terminals is long lifespan. The bulb sockets are in series connection.
- **ENERGY-SAVING & LONG LIFESPAN LED BULB:** LED filament bulb, energy-saving and environmental protection, long service life is up to 25,000-30,000 hours which means it is seldom replaced and cost saving.
- **WIDE APPLICATION:** It can be decorated in different scenes including birthday party wedding function, open bar, Christmas party, park, farm, entertainment venues etc.



THE LIGHTS ARE SUITABLE TO BE USED IN:

- Backyard
- Swimming Pool
- Gazebo
- Wedding
- Pergola
- Bistro
- Patio
- Deck



- T471** 1W FILAMENT BULB COMPATIBLE WITH T471 KIT
T447 Outdoor String Lights LED, 48ft Heavy Duty Commercial Grade IP65 Waterproof String Lights, 15 E27 Sockets, 15 LED Bulbs (2W Warm White)
T454 LED Filament Bulb String Light Kit 10.2 meters inc 10x2W Filament LED Lamps


13 METRES RGB STRING LIGHT KIT WITH 20 RGB BULBS IR REMOTE AND UK ADAPTER

IP65



ENER-J's 10+3 Metres Festoon Lights Outdoor, Hanging or Affixing 13 metres 20 Bulbs String Lights with IR remote, Plug & Play Power Supply, Shatterproof Fairy Lights for Gazebo Garden Party Wedding Café Décor (Multicolor)

- **Create an unbelievable ambiance:** Our RGB outdoor garden lights create vivid lighting, mesmerizing yourself, your family, and your guests. Enjoy romantic evenings, parties, and family gatherings in a stylish, smartly lit environment.
- **12 Colour Changing & 366 Modes & Dimmable:** You can easily use the remote control to turn on/off the pergola lights. Changing the 366 lighting modes and adjusting the flashing speed.
- **Shatterproof:** With a heavy-duty plastic lampshade, led patio lights provide durability and safety. A tough plastic shell protects bulbs from falls, knocks, and accidents, providing a safe, lasting outdoor lighting solution.
- **IP65 Rated** - Suitable for Indoor and Outdoor. (The plug is not IP Rated)
- **Convenient Design:** 3-meter space between the plug that goes into the socket and the first lamp



T473



WALL MOUNTED PASSIVE INFRARED SENSOR

IP44



OVPIR001WH 180° Tilttable IP44 PIR - White
OVPIR001BK 180° Tilttable IP44 PIR - Black

PRODUCT INFO

Voltage 220-240V~
Frequency 50/60Hz
Operating Temp -20°C - +40°C
Load Rating 300W (LED) / 1200W (Incan.)
Detection Angle 180°C
Detection Range Upto 12 Meters Max.
Adjustable Time 10 Sec. - 7 Mins.
Adjustable Lux Level 3-2000lx
IP Rating IP44



WALL MOUNTED PASSIVE INFRARED SENSOR

IP44



OVPIR002WH 180° Multi-Directional IP44 PIR - White
OVPIR002BK 180° Multi-Directional IP44 PIR - Black

PRODUCT INFO

Voltage 220-240V~
Frequency 50/60Hz
Operating Temp -20°C - +40°C
Load Rating 300W (LED) / 1200W (Incan.)
Detection Angle 180°C
Detection Range 5 - 12 Meters
Adjustable Time 10 Sec. - 7 Mins.
Adjustable Lux Level 3-2000lx
IP Rating IP44



WALL MOUNTED PASSIVE INFRARED SENSOR

IP44



OVPIR003WH 180° Rotatable IP44 PIR - White
OVPIR003BK 180° Rotatable IP44 PIR - Black

PRODUCT INFO

Voltage 220-240V~
Frequency 50/60Hz
Operating Temp -20°C - +40°C
Load Rating 400W (LED) / 800W (Incan.)
Detection Angle 180°C
Detection Range Upto 12 Meters Max.
Adjustable Time 10 Sec. - 15 Mins.
Adjustable Lux Level 3-2000lx
IP Rating IP44



WALL MOUNTED PASSIVE INFRARED SENSOR

IP65



OVPIR004BK 180° Multi-Directional IP65 PIR - Black

PRODUCT INFO

Voltage 220-240V~
Frequency 50/60Hz
Operating Temp -20°C - +40°C
Load Rating 300W (LED) / 1200W (Incan.)
Detection Angle 180°C
Detection Range Upto 12 Meters Max.
Adjustable Time 10 Sec. - 15 Mins.
Adjustable Lux Level 3-2000lx
IP Rating IP65

BLACK HALF LANTERN



IP44

A traditional wall mounted half lantern ideal for doorways to optimise illumination for entrance areas.

- 4000K
- Vandal resistant polycarbonate body and diffuser
- Simple installation
- Photocell: dusk to dawn sensor
- PIR range of 6 metres (PLL2B/PIR only)
- 110° angle of detection (PLL2B/PIR only)



PLL2B 60W Black Half Lantern 4000K 283.3lm
PLL2B/PIR 60W Black Half Lantern with PIR 4000K 283.3lm

WHITE HALF LANTERN



IP44

A traditional wall mounted half lantern ideal for doorways to optimise illumination for entrance areas.

- 4000K
- Vandal resistant polycarbonate body and diffuser
- Simple installation
- Photocell: dusk to dawn sensor
- PIR range of 6 metres (PLL2W/PIR only)
- 110° angle of detection (PLL2W/PIR only)



PLL2W 60W White Half Lantern 4000K 283.3lm
PLL2W/PIR 60W White Half Lantern with PIR 4000K 283.3lm

BLACK COACH LANTERN



IP44

The Coach Lantern is a traditional and elegant lantern design.

- 4000K
- Vandal resistant polycarbonate body and diffuser
- Simple installation
- Photocell: dusk to dawn sensor
- PIR range of 6 metres (PLL2B/PIR only)
- 110° angle of detection (PLL2B/PIR only)



PLL1B 100W Black Coach Lantern 4000K 380lm
PLL1B/PIR 100W Black Coach Lantern with PIR 4000K 380lm

WHITE COACH LANTERN



IP44

The Coach Lantern is a traditional and elegant lantern design.

- 4000K
- Vandal resistant polycarbonate body and diffuser
- Simple installation
- Photocell: dusk to dawn sensor
- PIR range of 6 metres (PLL2W/PIR only)
- 110° angle of detection (PLL2W/PIR only)



PLL1W 100W White Coach Lantern 4000K 380lm
PLL1W/PIR 100W White Coach Lantern with PIR 4000K 380lm

Contact your local TNR branch manager for a **Comprehensive Energy Site Survey**

You can benefit from big savings on your energy consumption both in the home and business through our tailored solutions. We can help you achieve up to 60% energy savings on lighting alone!

Our surveys pinpoint where savings are available. We assess your energy usage based on your currently installed products and use further site information such as room sizes, required lux or heat levels, hours of usage etc. to design an appropriate scheme and to offer simple to understand payback calculations. Efficient technologies consume less energy and often result in a more comfortable working/learning environment, as well as lower energy bills, and can reduce both short and long term maintenance over the lifetime of the product.

Fluorescent
Halogen
LED

UP TO 60% ENERGY SAVING!

- Save money and prolong the life of your appliances
- Reduce your carbon footprint and energy bills

LEDX WIDE ANGLE PIR FLOODLIGHTS



TIMEGUARD HAVE COMBINED THEIR LEDX AND COASTAL RANGES INTO A NEW RUST RESISTANT RANGE

FEATURES:

- LEDX II Floodlight built with high corrosion resistance (C4), making it ideal for use in industrial and coastal areas with moderate salt exposure
- Optical Grade Plastic Lens, making it suitable for specialist areas such as food prep areas
- Polycarbonate body and reflector
- Longlife - up to 30,000 hours for low maintenance
- Easy to install with a rust-resistant 316 stainless steel quick fix U-bracket and screws, helping prevent corrosion and wall staining
- Features two captive retaining screws, allowing faster installation by securing the junction box without needing additional fixings
- Plug & Play compatibility with LEDPROSL2B PIR and Photocell Module
- 3 Year warranty

DESCRIPTION:

LEDX 10W CCT3 IP65 Wide Beam Coastal Floodlight Black, suitable for industrial and coastal areas with moderate salinity.

RANGE:

LEDX11B LEDX 10W CCT2 3 IP65 COASTAL FLOODLIGHT BK
 LEDX21B LEDX 20W CCT2 3 IP65 COASTAL FLOODLIGHT BK
 LEDX31B LEDX 30W CCT2 3 IP65 COASTAL FLOODLIGHT BK

Dimensions	Width (mm) A	Height (mm) B	Depth (mm) C	Depth with ratchet (mm) D
LEDX11B	124	117	94	142
LEDX11B	124	117	94	142
LEDX21B	174	117	94	142
LEDX31B	244	138.5	99	149



LEDPRO2SL2B PIR



T.N. Robinson Ltd.
Serving Stockport and beyond since 1923



ASBAC RANGE - LIFETIME CORROSION GUARANTEE ON WHOLE RANGE!

FRANCY UP & DOWN LIGHT BULKHEAD



IP66

- E27
- Made in shockproof resin material
- Rust and corrosion-free
- Supplied without E27 lamp
- PMMA frosted diffuser
- Black finish
- UV-rays stabilised
- No visible screws
- Insulation class II



1A1.000.AY.E27 E27 Black Finish Up and Down Bulkhead

LED MARTA 160 1 LIGHT WALL FITTING



IP55

- GX53
- White finish
- 25,000 hour lifespan
- Made in shockproof resin material
- UV-rays stabilised
- Rust and corrosion-free
- Supplied with GX53 LED lamp
- Insulation class II
- PMMA frosted diffuser



1A6.000.WX.D1L 10W LED GX53 White Finish 4000K 1000lm

LIFETIME
CORROSION
GUARANTEE!

LED BERTINA BULKHEAD



IP66

- GX53
- Black or white finishes
- 25,000 hour lifespan
- Made in shockproof resin material
- UV-rays stabilised
- Rust and corrosion-free
- No visible screws
- Supplied with GX53 LED lamp
- Insulation class II
- PMMA opal diffuser
- Wall or ceiling installation



1B1.000.AY.D1L 10W LED GX53 Black Finish 4000K 1000lm 200 x 70mm
1B1.000.WY.D1L 10W LED GX53 White Finish 4000K 1000lm 200 x 70mm

LED BERTA BULKHEAD



IP66

- GX53
- Black or white finishes
- 25,000 hour lifespan
- Made in shockproof resin material
- UV-rays stabilised
- Rust and corrosion-free
- No visible screws
- Supplied with GX53 LED lamp
- Insulation class II
- PMMA opal diffuser
- Wall or ceiling installation



1B2.000.AY.B1L 11W LED GX53 Black Finish 4000K 900lm 275 x 80mm
1B2.000.WY.B1L 11W LED GX53 White Finish 4000K 900lm 275 x 80mm

LED CECI 90 GROUND LIGHT



IP67

- Drive-over pressure load up to 5000kg
- GU10
- Black finish
- 25,000 hour lifespan
- Made in shockproof resin material
- UV-rays stabilised
- Rust and corrosion-free
- No visible screws
- Supplied with GU10 LED lamp
- Insulation class II
- PMMA frosted diffuser



1F1.000.AX.U1L 4.5W LED GU10 Black Finish 4000K 300lm

LED MINITOMMY-EL SPOTLIGHT



IP66

- GU10
- Black finish
- 25,000 hour lifespan
- Made in shockproof resin material
- UV-rays stabilised
- Rust and corrosion-free
- Plain eyelid cover with no visible screws
- Supplied with GU10 LED lamp
- Insulation class II
- PMMA frosted diffuser
- Fully adjustable can tilt and turn at will
- Comes with 2 metre flex



1M2.000.AX.U1LC 4.5W LED GU10 Black Finish 4000K 300lm

ASBAC RANGE - LIFETIME CORROSION GUARANTEE ON WHOLE RANGE!

LED MARTA 90 UP & DOWN WALL LIGHT

asbac
lighting

IP55



- GU10
- Black or grey finishes
- 25,000 hour lifespan
- Made in shockproof resin material
- UV-rays stabilised
- Rust and corrosion-free
- Supplied with GU10 LED lamps
- Insulation class II
- PMMA frosted diffuser

2A4.000.AX.U2L 2 x 4.5W LED GU10 Black Finish 4000K 600lm
2A4.000.AX.U2R 2 x 4.5W LED GU10 Black Finish 3000K 600lm
2A4.000.LX.U2L 2 x 4.5W LED GU10 Grey Finish 4000K 600lm

LED MARTA 160 LARGE UP & DOWN WALL LIGHT

asbac
lighting

IP55



- GX53
- Black finish
- 25,000 hour lifespan
- Made in shockproof resin material
- UV-rays stabilised
- Rust and corrosion-free
- Supplied with GX53 LED lamps
- Insulation class II
- PMMA frosted diffuser

2A6.000.AX.D2L 2 x 10W LED GX53 Black Finish 4000K 2000lm

LED CECI 120-3L 3 WAY GROUND LIGHT

asbac
lighting

IP67



- Drive-over pressure load up to 5000kg
- GX53
- Black finish
- 25,000 hour lifespan
- Made in shockproof resin material
- UV-rays stabilised
- Rust and corrosion-free
- No visible screws
- Supplied with GX53 LED lamp
- Insulation class II
- PMMA frosted diffuser

2F3.000.AX.G1L 3W LED GX53 Black Finish 4000K 350lm

LED GERMANA BRACKET FLOODLIGHT

asbac
lighting

IP66



- With adjustable wall bracket
- GX53
- Black finish
- 25,000 hour lifespan
- Made in shockproof resin material
- UV-rays stabilised
- Rust and corrosion-free
- Supplied with GX53 LED lamp
- Insulation class II
- PMMA opal diffuser

2N1.702.AY.D2L 20W LED GX53 Black Finish 4000K 2000lm

**LIFETIME
CORROSION
GUARANTEE!**

LED EXTRALETI 100 ROUND-EL BRICKLIGHT

asbac
lighting

IP66



- Round surface wall fitting
- GX53
- Black finish
- 25,000 hour lifespan
- Made in shockproof resin material
- UV-rays stabilised
- Rust and corrosion-free
- eyelid cover
- Supplied with GX53 LED lamp
- Insulation class II
- PMMA opal diffuser

2S3.000.AY.G1L 3W LED GX53 Black Finish 4000K 350lm

LED CARLO WALL LIGHT

asbac
lighting

IP55



- GU10
- Black or grey finish
- 25,000 hour lifespan
- Made in shockproof resin material
- UV-rays stabilised
- Rust and corrosion-free
- Supplied with GU10 LED lamp
- Insulation class II
- PMMA frosted diffuser

DR1.570.AX.U1L 3.5W LED GU10 Black Finish 4000K 1000lm
DR1.570.LX.U1L 3.5W LED GU10 Grey Finish 4000K 1000lm

ASBAC RANGE - LIFETIME CORROSION GUARANTEE ON WHOLE RANGE!

LED AMELIA FS WALL LIGHT



- E27
- Black finish
- 25,000 hour lifespan
- Made in shockproof resin material
- UV-rays stabilised
- Rust and corrosion-free
- Supplied with E27 LED lamp
- Insulation class II
- PMMA opal diffuser



IP55

DR2.571.AY.M1L 8W LED E27 Black Finish 4000K 1000lm

LED AMELIA 800 BOLLARD



- 800mm tall
- E27
- Black or grey finish
- 25,000 hour lifespan
- Made in shockproof resin material
- UV-rays stabilised
- Rust and corrosion-free
- Supplied with E27 LED lamp
- Insulation class II
- PMMA opal diffuser



IP55

DR2.575.AY.M1L 8W LED E27 Black Finish 4000K 1000lm
DR2.575.LY.M1L 8W LED E27 Grey Finish 4000K 1000lm

LIFETIME
CORROSION
GUARANTEE!

LED ELISA SPIKE FITTING



- 165mm tall
- GX53
- Black finish
- 25,000 hour lifespan
- Made in shockproof resin material
- UV-rays stabilised
- Rust and corrosion-free
- Supplied with GX53 LED lamp
- Insulation class II
- PMMA clear diffuser



IP55

DS2.561.AX.D1L 10W LED GX53 Black Finish 4000K 1200lm

LED ELISA 800 BOLLARD



- 800mm tall
- GX53
- Black finish
- 25,000 hour lifespan
- Made in shockproof resin material
- UV-rays stabilised
- Rust and corrosion-free
- Supplied with GX53 LED lamp
- Insulation class II
- PMMA clear diffuser



IP55

DS2.564.AX.D1L 10W LED GX53 Black Finish 4000K 1200lm

ANNA BISSO SMALL HEXAGONAL LANTERN



- Comes with Bisso wall bracket that can be used for uplight or downlight
- E27
- Black finish
- Made in shockproof resin material
- UV-rays stabilised
- Rust and corrosion-free
- Supplied without E27 lamp
- Insulation class II
- PMMA clear diffuser



IP44



E22.131.AX.E27 E27 Black Finish Classic Style Lantern

IESSE SMALL HALF WALL LANTERN



- E27
- Black finish
- Made in shockproof resin material
- UV-rays stabilised
- Rust and corrosion-free
- Supplied without E27 lamp
- Insulation class II
- PMMA clear diffuser



IP55

M22.000.AX.E27 E27 Black Finish Classic Half Lantern

ERGONOMIC ELECTRICAL ACCESSORIES

**CLICK
MODE**

10AX Plate Switches (MiniGrid)

CMA010	10AX 1 Gang 1 Way Plate Switch
CMA011	10AX 1 Gang 2 Way Plate Switch
CMA012	10AX 2 Gang 2 Way Plate Switch
CMA013	10AX 3 Gang 2 Way Plate Switch
CMA019	10AX 4 Gang 2 Way Plate Switch
CMA025	10AX Intermediate Switch
CMA026	10AX 1 Gang 2 Way Keyswitch
CMA027	10AX 1 Gang 1 Way Retractive Switch 'Bell'
CMA105	10AX 6 Gang 2 Way Plate Switch
CMA110	10AX 1 Gang DP 'Emergency Test' Keyswitch

10AX Architrave Switches (MiniGrid)

CMA171	10AX 1 Gang 2 Way Architrave Switch
CMA172	10AX 2 Gang 2 Way Architrave Switch

Modular Switch Plates (MiniGrid)

CMA401	1 Gang Plate Single Aperture
CMA402	1 Gang Plate Twin Aperture
CMA403	1 Gang Plate Triple Aperture
CMA404	2 Gang Plate (2+2) Aperture
CMA406	2 Gang Plate (3+3) Aperture
CMA426	2 Gang Plate 6 In-Line Aperture
CMA432	2 Gang Plate 3 In-Line Aperture

Rotary Dimmer Switches - Tungsten, Mains & Low Voltage Halogen

CMA140	1 Gang 2 Way 400W/Va Resistive/Inductive Dimmer Switch
CMA145	1 Gang 2 Way 250W/Va Resistive/Inductive Dimmer Switch
CMA146	2 Gang 2 Way 250W/Va Resistive/Inductive Dimmer Switch
CMA147	3 Gang 2 Way 250W/Va Resistive/Inductive Dimmer Switch
CMA148	4 Gang 2 Way 250W/Va Resistive/Inductive Dimmer Switch

13A UK Power Socket Outlets

CMA030	13A 1 Gang Socket Outlet
CMA032	13A 2 Gang Socket Outlet Twin Earth
CMA035	13A 1 Gang DP Switched Socket Outlet
CMA036	13A 2 Gang DP Switched Socket Outlet (Twin Earth)
CMA037	13A 2 Gang DP Switched Socket Outlet (Twin Earth, Clean Earth)
CMA630	13A 1 Gang Socket Outlet (Twin Earth)
CMA635	13A 1 Gang DP Switched Socket Outlet (Twin Earth)

13A Switched Sockets - Red Rockers

CMA836PWRD	13A 2 Gang DP Outboard Switched Socket (Twin Earth)
------------	-----------------------------------------------------

13A Switched Sockets - Outboard Rockers

CMA836	13A 2 Gang DP Outboard Switched Socket (Twin Earth)
CMA840	13A 2 Gang DP Outboard Switched Socket and Neons (Twin Earth)

13A Switched Sockets Outlets with USB

CMA780	13A 2 Gang DP Switched Socket with 2 x USB (2.1A) Outlets
--------	-----------------------------------------------------------

13A Switched Non-Standard Socket Outlets


CMA935	13A 1 Gang DP Switched Non-Standard Socket Outlet
CMA936	13A 2 Gang DP Switched Non-Standard Socket Outlet

Round Pin Power Socket Outlets

CMA038	5A Round Pin Socket Outlet
CMA039	2A Round Pin Socket Outlet

Fused Connection Units with Optional Flex Outlet through the bottom

CMA049	3A Fused Connection Unit
CMA050	13A Fused Connection Unit
CMA051	13A Fused Connection Unit DP Switched
CMA052	13A Fused Connection Unit DP Switched and Neon
CMA053	13A Fused Connection Unit with Neon



ERGONOMIC ELECTRICAL ACCESSORIES



13A Fused Connection Unit (without Flex Outlet)

CMA649	3A Fused Connection Unit
CMA650	13A Fused Connection Unit
CMA651	13A Fused Connection Unit DP Switched
CMA652	13A Fused Connection Unit DP Switched and Neon
CMA653	13A Fused Connection Unit with Neon

Flex Outlet Plate

CMA017	20A Flex Outlet Plate
--------	-----------------------

Fan Isolation Switch

CMA020	10A 3 Pole Fan Isolation Switch
CMA021	10A 1 Gang 3 Pole Switch

Blank Plates

CMA060	1 Gang Blank Plate
CMA061	2 Gang Blank Plate

20A Control Switch with Optional Flex Outlet through the bottom

CMA022	20A Double Pole Switch
CMA023	20A Double Pole Switch with Neon
CMA044	20A Double Pole Switch 'Water Heater'
CMA046	20A Double Pole Switch with Neon 'Water Heater'

20A DP Switches (without Flex Outlet)

CMA622	20A Double Pole Switch
CMA623	20A Double Pole Switch with Neon
CMA040	20A Double Pole Switch 'Water Heater'
CMA042	20A Double Pole Switch with Neon 'Water Heater'

Dual Shaver Socket Outlet

CMA100	115V/230V Dual Voltage Shaver Socket Outlet
--------	---------------------------------------------

UK Telephone Outlets

CMA119	Single Telephone Outlet - Master
CMA122	Twin Telephone Outlet - Master
CMA124	Single Telephone Outlet - Secondary
CMA127	Twin Telephone Outlet - Secondary

Co-Axial and Satellite Outlets


CMA065	Single Non-Isolated Coaxial Socket Outlet
CMA066	Twin Non-Isolated Coaxial Socket Outlet
CMA156	Non-Isolated Satellite Outlet Plate
CMA157	Isolated Satellite and Isolated Coaxial Plate
CMA158	Single Isolated Coaxial Plate
CMA159	Twin Isolated Coaxial Plate
CMA170	Non-Isolated Satellite and Non-Isolated Coaxial Plate

New Media Module Plates

CMA310	Single Plate Single Aperture for Media Modules
CMA311	Single Plate Twin Aperture for Media Modules
CMA312	Twin Plate Quad Aperture for Media Modules

45A Plate Switches & Cooker Control Plates

CMA200	45A 1 Gang Single Cooker Outlet
CMA201	45A 1 Gang Single Cooker Switch with Neon
CMA202	45A 2 Gang Single Cooker Switch
CMA203	45A 2 Gang Single Cooker Switch with Neon
CMA204	45A Cooker Switch with 13A Switched Socket Outlet
CMA205	45A Cooker Switch with 13A Switched Socket Outlet And Neons



ERGONOMIC ELECTRICAL ACCESSORIES

**CLICK
MODE**

45A Double Pole White Switches with White Rockers

CMA500	45A 1 Gang Single Cooker Switch
CMA501	45A 1 Gang Single Cooker Switch with Neon
CMA502	45A 2 Gang Single Cooker Switch
CMA503	45A 2 Gang Single Cooker Switch with Neon
CMA504	45A Cooker Switch with 13A Switched Socket Outlet
CMA505	45A Cooker Switch with 13A Switched Socket Outlet and Neons

45A Cooker Connection Plate

CMA215	45A Cooker Connection Plate
--------	-----------------------------

50A DP Pullcord Switch C/W Pattress

CMA213	50A Round DP Pull Switch with Mechanical 'ON/OFF' and Neon (Twin Terminal Screws) C/W Pattress
--------	------------------------------------------------------------------------------------------------

Architrave Pattress Boxes

CMA175	10 AX 1 Gang Architrave Pattress Box
CMA176	10 AX 2 Gang Architrave Pattress Box

Moulded Pattress Boxes

CMA080	1 Gang 16mm Deep Pattress Box with Earth Terminal
CMA081	1 Gang 25mm Deep Pattress Box
CMA082	2 Gang 25mm Deep Pattress Box
CMA083	1 Gang 35mm Deep Pattress Box
CMA084	2 Gang 35mm Deep Pattress Box
CMA085	1 Gang 47mm Deep Pattress Box with Earth Terminal
CMA086	2 Gang 47mm Deep Pattress Box with Cable Restraint and Earth Terminal
CMA089	Dual Accessory 29mm Deep Surface Pattress

Converter Pattress Box

CMA091	1 Gang to 2 Gang 16mm Deep Converter Pattress
--------	-----------------------------------------------

PVC Pattress Boxes

CMA230	1 Gang 29mm Deep PVC Pattress Box - Trunking
CMA235	2 Gang 29mm Deep PVC Pattress Box - Trunking
CMA240	1 Gang 29mm Deep PVC Pattress Box - Conduit
CMA245	2 Gang 29mm Deep PVC Pattress Box - Conduit



Local People with NATIONAL POWER

- 13 branches across the north of England & Wales
- Same day delivery
- Guaranteed stock
- Knowledgeable staff
- Excellent value and choice
- 20,000+ products in stock
- Great deals, every day
- Trade accounts



A PREMIUM RANGE OF BRIGHT WHITE ACCESSORIES



10AX Plate Switches (MiniGrid)

PRW010	10AX 1 Gang 1 Way Plate Switch
PRW011	10AX 1 Gang 2 Way Plate Switch
PRW012	10AX 2 Gang 2 Way Plate Switch
PRW013	10AX 3 Gang 2 Way Plate Switch
PRW019	10AX 4 Gang 2 Way Plate Switch
PRW025	10AX 1 Gang Intermediate Switch
PRW105	10AX 6 Gang 2 Way Plate Switch

10AX Architrave Switches (MiniGrid)

PRW171	10AX 1 Gang 2 Way Architrave Switch
PRW172	10AX 2 Gang 2 Way Architrave Switch

Modular Switch Plates (MiniGrid)

PRW401	1 Gang Plate Single Aperture
PRW402	1 Gang Plate Twin Aperture
PRW403	1 Gang Plate Triple Aperture
PRW404	2 Gang Plate (2+2) Aperture
PRW406	2 Gang Plate (3+3) Aperture
PRW426	2 Gang Plate 6 In-Line Aperture
PRW432	2 Gang Plate 3 In-Line Aperture

Rotary Dimmer Switches - Tungsten, Mains & Low Voltage Halogen

PRW140	1 Gang 2 Way 400W/Va Resistive/Inductive Dimmer Switch
PRW145	1 Gang 2 Way 250W/Va Resistive/Inductive Dimmer Switch
PRW146	2 Gang 2 Way 250W/Va Resistive/Inductive Dimmer Switch
PRW147	3 Gang 2 Way 250W/Va Resistive/Inductive Dimmer Switch
PRW148	4 Gang 2 Way 250W/Va Resistive/Inductive Dimmer Switch

13A UK Power Socket Outlets

PRW030	13A 1 Gang Socket Outlet
PRW032	13A 2 Gang Socket Outlet Twin Earth
PRW035	13A 1 Gang DP Switched Socket Outlet
PRW036	13A 2 Gang DP Switched Socket Outlet (Twin Earth)
PRW037	13A 2 Gang DP Switched Socket Outlet (Twin Earth, Clean Earth)
PRW630	13A 1 Gang Socket Outlet (Twin Earth)
PRW635	13A 1 Gang DP Switched Socket Outlet (Twin Earth)

13A Switched Sockets Outlets with USB

PRW780	13A 2 Gang DP Switched Socket with 2 x USB (2.1A) Outlets
--------	-----------------------------------------------------------

Round Pin Power Socket Outlets

PRW038	5A Round Pin Socket Outlet
PRW039	2A Round Pin Socket Outlet

Fused Connection Units with Optional Flex Outlet through the bottom

PRW049	3A FCU
PRW050	13A FCU
PRW051	13A FCU DP Switched
PRW052	13A FCU DP Switched and Neon
PRW053	13A FCU with Neon

Flex Outlet Plate

PRW017	20A Flex Outlet Plate with Terminals
--------	--------------------------------------

Fan Isolation/3 Pole Switches

PRW020	10A 3 Pole Fan Isolation Switch
PRW021	10A 3 Pole Isolation Switch - Unprinted

Blank Plates

PRW060	1 Gang Blank Plate
PRW061	2 Gang Blank Plate

20A Double Pole Switches with Optional Flex Outlet

PRW022	1 Gang 20A Double Pole Switch
PRW023	1 Gang 20A Double Pole Switch with Neon





Dual Shaver Socket Outlet

PRW100 115V/230V Dual Voltage Shaver Socket Outlet

UK Telephone Outlets

PRW119 Single Telephone Outlet - Master
 PRW122 Twin Telephone Outlet - Master
 PRW124 Single Telephone Outlet - Secondary
 PRW127 Twin Telephone Outlet - Secondary

Co-Axial and Satellite Outlets

PRW156 Single Satellite Outlet
 PRW157 Isolated Satellite and Isolated Coaxial Plate
 PRW170 Non-Isolated Satellite and Non-Isolated Coaxial Plate

New Media Module Plates

PRW310 Single Plate Single Aperture For Media Modules
 PRW311 Single Plate Twin Aperture For Media Modules
 PRW312 Twin Plate Quad Aperture For Media Modules

45A Double Pole Switches & Cooker Control Units

PRW200 45A DP Plate Switch
 PRW201 45A DP Plate Switch with Neon
 PRW202 45A DP Plate Switch - Double Plate Size
 PRW203 45A DP Plate Switch with Neon - Double Plate Size
 PRW204 45A Double Pole Switch
 PRW205 45A Double Pole Switch with Neons (2)

45A Double Pole Switches & Cooker Control Units with White Rockers

PRW500 45A 1 Gang DP Switch
 PRW501 45A 1 Gang DP Switch and Neon
 PRW502 45A 2 Gang DP Switch
 PRW503 45A 2 Gang DP Switch and Neon
 PRW504 45A DP Switch and 13A DP Switched Socket
 PRW505 45A DP Switch and 13A DP Switched Socket and Neons

45A Cooker Outer Plate

PRW215 45A Cooker Outlet Plate

Architrave Pattress Boxes - UREA

PRW175 1 Gang Architrave Pattress Box
 PRW176 2 Gang Architrave Pattress Box

Pattress Boxes - UREA

PRW080 1 Gang 16mm Deep Pattress Box with Brass Earth Terminal
 PRW081 1 Gang 25mm Deep Pattress Box
 PRW082 2 Gang 25mm Deep Pattress Box
 PRW083 1 Gang 35mm Deep Pattress Box
 PRW084 2 Gang 35mm Deep Pattress Box
 PRW085 1 Gang 47mm Deep Pattress Box with Earth Terminal
 PRW086 2 Gang 47mm Deep Pattress Box with Cable Restraint
 PRW089 Dual Accessory 29mm Deep Pattress Box

Converter Pattress Box - UREA

PRW091 1 Gang to 2 Gang Converter Pattress Box

PVC Pattress Boxes

PRW230 1 Gang 29mm Deep PVC Pattress Box - Trunking
 PRW235 2 Gang 29mm Deep PVC Pattress Box - Trunking
 PRW240 1 Gang 29mm Deep PVC Pattress Box - Conduit
 PRW245 2 Gang 29mm Deep PVC Pattress Box - Conduit



DECORATIVE METAL ACCESSORIES IN BLACK NICKEL, SATIN CHROME & POLISHED CHROME



Plate Switches (Mini Grid)

VP**011	10AX 1 Gang 2 Way Switch
VP**012	10AX 2 Gang 2 Way Switch
VP**013	10AX 3 Gang 2 Way Switch
VP**019	10AX 4 Gang 2 Way Switch
VP**105	10AX 6 Gang 2 Way Switch
VP**025	10AX 1 Gang Intermediate Switch

'Ingot' Plate Switches (MiniGrid)

VP**411	10AX 1 Gang 2 Way Ingot Switch
VP**412	10AX 2 Gang 2 Way Ingot Switch
VP**413	10AX 3 Gang 2 Way Ingot Switch
VP**414	10AX 4 Gang 2 Way Ingot Switch
VP**416	10AX 6 Gang 2 Way Ingot Switch
VP**425	10AX 1 Gang Intermediate Ingot Switch

Switch Plates (MiniGrid)

VP**401	1 Gang Plate Single Aperture
VP**402	1 Gang Plate Twin Aperture
VP**403	1 Gang Plate Triple Aperture
VP**404	2 Gang Plate (2+2) Aperture
VP**406	2 Gang Plate (3+3) Aperture
VP**426	2 Gang Plate 6 In-Line Aperture
VP**432	2 Gang Plate 3 In-Line Aperture

Rotary Dimmer Switches for Tungsten, Mains & Low Voltage Halogen

VP**140	1 Gang 2 Way 400W/Va Resistive/Inductive Dimmer Switch
VP**152	2 Gang 2 Way 400W/Va Resistive/Inductive Dimmer Switch
VP**153	3 Gang 2 Way 400W/Va Resistive/Inductive Dimmer Switch
VP**154	4 Gang 2 Way 400W/Va Resistive/Inductive Dimmer Switch

Dimmer Mounting Plates (Double Plate Unfurnished)

VP**185	2 Gang Plate Single Dimmer Plate 1000W Max.
VP**186	2 Gang Plate Twin Dimmer Plate 1630W Max.

13A UK Socket Outlets

VP**035	13A 1 Gang DP Switched Socket Outlet
VP**036	13A 2 Gang DP Switched Socket Outlet (Twin Earth)

'Ingot' 13A DP Switched Socket Outlets

VP**535	1 Gang DP Ingot Switched Socket Outlet
VP**536	2 Gang DP Ingot Switched Socket Outlet (Twin Earth)

Round Pin Socket Outlets

VP**038	5A Round Pin Socket Outlet
VP**039	2A Round Pin Socket Outlet

Fused Connection Units with Flex Outlets

VP**050	13A Fused Connection Unit with Flex Outlet
VP**051	13A Fused Connection Unit Switched with Flex Outlet
VP**052	13A Fused Connection Unit Switched with Flex Outlet & Neon
VP**053	13A Fused Connection Unit with Flex Outlet & Neon

Fused Connection Units without Flex Outlets

VP**650	13A Fused Connection Unit
VP**651	13A Fused Connection Unit Switched
VP**652	13A Fused Connection Unit Switched with Neon
VP**653	13A Fused Connection Unit with Neon

'Ingot' Fused Connection Units with Flex Outlet

VP**550	13A Fused Connection Unit Ingot with Flex Outlet
VP**551	13A Fused Connection Unit Ingot Switched with Flex Outlet
VP**552	13A Fused Conn. Unit Ingot Switched with Flex Outlet & Neon
VP**553	13A Fused Connection Unit Ingot With Flex Outlet with Neon

DECORATIVE METAL ACCESSORIES IN BLACK NICKEL, SATIN CHROME & POLISHED CHROME



Ingot® Fused Connection Units without Flex Outlet

VP**750	13A Fused Connection Unit Ingot
VP**751	13A Fused Connection Unit Ingot Switched
VP**752	13A Fused Connection Unit Ingot Switched with Neon
VP**753	13A Fused Connection Unit Ingot with Neon

Fan Isolation Switch

VP**020	10A 3 Pole Fan Isolation Switch
---------	---------------------------------

'Ingot' Fan Isolation Switch

VP**520	10A 3 Pole Fan Isolation Ingot Switch
---------	---------------------------------------

20A DP Switch with Flex Outlet

VP**022	20A DP Switch with Flex Outlet
VP**023	20A DP Switch with Flex Outlet & Neon

20A DP Switch without Flex Outlet

VP**622	20A DP Switch
VP**623	20A DP Switch with Neon

'Ingot' 20A DP Switch with Flex Outlet

VP**522	20A DP Ingot Switch with Flex Outlet
VP**523	20A DP Ingot Switch with Flex Outlet & Neon

'Ingot' 20A DP Switch without Flex Outlet

VP**722	20A DP Ingot Switch
VP**723	20A DP Ingot Switch with Neon

45A Switches & Socket Outlets

VP**200	1 Gang 45A DP Switch
VP**201	1 Gang 45A DP Switch With Neon
VP**202	2 Gang 45A DP Switch
VP**203	2 Gang 45A DP Switch With Neon
VP**204	45A Cooker Control Unit + 13A DP Switched Socket
VP**205	45A Cooker Control Unit + 13A DP Switched Socket & Neons

'Ingot' 45A Switches & Socket Outlets

VP**500	Ingot 1 Gang 45A DP Switch
VP**501	Ingot 1 Gang 45A DP Switch With Neon
VP**502	Ingot 2 Gang 45A DP Switch
VP**503	Ingot 2 Gang 45A DP Switch With Neon
VP**504	Ingot 45A Cooker Control Unit + 13A DP Switched Socket
VP**505	Ingot 45A Cooker Control Unit + 13A DP Switched Socket & Neon

Dual Voltage Shaver Socket Outlet

VP**100	115V/230V Dual Voltage Shaver Socket Outlet
---------	---------------------------------------------

Blank Plates

VP**060	1 Gang Blank Plate
VP**061	2 Gang Blank Plate

UK Telephone Outlets


VP**120	Single Telephone Socket - Master
VP**121	Twin Telephone Socket - Master
VP**125	Single Telephone Socket - Secondary
VP**126	Twin Telephone Socket - Secondary

Non-Isolated Coaxial Sockets

VP**065	Single Non-Isolated Coaxial Socket
VP**066	Twin Non-Isolated Coaxial Socket


Satellite Socket Outlets

VP**156	Non-Isolated Single Satellite Socket
VP**157	Isolated Satellite & Isolated Coaxial Socket
VP**170	Non-Isolated Satellite & Non-Isolated Coaxial Socket



** Insert 'BN' (Black Nickel), 'SC' (Satin Chrome) or 'CH' (Polished Chrome) to specify required finish.

DECORATIVE METAL ACCESSORIES IN BLACK NICKEL, SATIN CHROME & POLISHED CHROME



Isolated Coaxial Socket Outline

VP**158	Single Isolated Coaxial Socket
VP**159	Twin Isolated Coaxial Socket

New Media Plates (Unfurnished)

VP**310	1 Gang Plate Single Aperture (Unfurnished)
VP**311	1 Gang Plate Twin Aperture (Unfurnished)
VP**312	2 Gang Plate Quad Aperture (Unfurnished)

13A Switched Sockets Outlets with USB

VPSC570BK	13A 2 Gang DP Switched Socket with 1 x USB (2.1A) Outlet and Black Ingot
VPSC570WH	13A 2 Gang DP Switched Socket with 1 x USB (2.1A) Outlet and White Ingot
VPSC770BK	13A 2 Gang DP Switched Socket with 1 x USB (2.1A) Outlet and Black Insert
VPSC770WH	13A 2 Gang DP Switched Socket with 1 x USB (2.1A) Outlet and White Insert




** Insert 'BN' (Black Nickel), 'SC' (Satin Chrome) or 'CH' (Polished Chrome) to specify required finish.

INGOT EXPLAINED

An Ingot switch or outlet uses a metal finished switch fascia, rather than the standard white plastic more commonly used.

DECO & DEFINE BLACK NICKEL RANGES ARE ONLY AVAILABLE WITH BLACK SWITCHES AND INSERTS




SWITCH COLOUR OPTIONS

Applies to DECO Satin Chrome & Polished Chrome ranges only

Choose from either white or black switches by adding 'BK' or 'WH' to the end of the product code.

BLACK. Add 'BK' to the end of the product code. E.g: **VPCH422BK**

WHITE. Add 'WH' to the end of the product code. E.g: **VPCH422WH**




INSERT COLOUR OPTIONS

Applies to DECO Satin Chrome & Polished Chrome, and DEFINE Brushed Stainless & Chrome only

You can choose to have black or white switch inserts with your chosen finish.

BLACK. Add 'BK' to the end of the product code. Eg: **VPCH536BK**

WHITE. Add 'WH' to the end of the product code. Eg: **VPCH536WH**



Are you signed up to receive the T.N. Robinson bi-weekly Email Newsletter?

Receive information on our latest events, offers and promotions directly to your inbox.

Visit www.tnr.co.uk and click on the 'Newsletter Signup' form



DECORATIVE FLAT PLATE IN BLACK NICKEL, BRUSHED STAINLESS & POLISHED CHROME



'Ingot' Plate Switches (MiniGrid)

FP**411	10AX 1 Gang 2 Way Ingot Switch
FP**412	10AX 2 Gang 2 Way Ingot Switch
FP**413	10AX 3 Gang 2 Way Ingot Switch
FP**414	10AX 4 Gang 2 Way Ingot Switch
FP**416	10AX 6 Gang 2 Way Ingot Switch
FP**425	10AX 1 Gang Intermediate 'Ingot' Switch

Switch Plates (MiniGrid)

FP**401	1 Gang Plate Single Aperture
FP**402	1 Gang Plate Twin Aperture
FP**403	1 Gang Plate Triple Aperture
FP**404	2 Gang Plate (2+2) Aperture
FP**406	2 Gang Plate (3+3) Aperture
FP**426	2 Gang Plate 6 In-Line Aperture

Rotary Dimmer Switches for Tungsten, Mains & Low Voltage Halogen

FP**140	1 Gang 2 Way 400W/Va Resistive/Inductive Dimmer Switch
FP**152	2 Gang 2 Way 400W/Va Resistive/Inductive Dimmer Switch
FP**153	3 Gang 2 Way 400W/Va Resistive/Inductive Dimmer Switch
FP**154	4 Gang 2 Way 400W/Va Resistive/Inductive Dimmer Switch

Dimmer Mounting Plates (Double Plate Unfurnished)

FP**185	2 Gang Plate Single Dimmer Plate 1000W Max.
FP**186	2 Gang Plate Twin Dimmer Plate 1630W Max.

'Ingot' 13A DP Switched Socket Outlets

FP**535	1 Gang DP Ingot Switched Socket Outlet
FP**536	2 Gang DP Ingot Switched Socket Outlet (Twin Earth)

Round Pin Socket Outlets

FP**038	5A Round Pin Socket Outlet
FP**039	2A Round Pin Socket Outlet

'Ingot' Fused Connection Units with Flex Outlet

FP**550	13A Fused Connection Unit Ingot with Flex Outlet
FP**551	13A Fused Connection Unit Ingot Switched with Flex Outlet
FP**552	13A Fused Conn. Unit Ingot Switched with Flex Outlet & Neon
FP**553	13A Fused Connection Unit Ingot With Flex Outlet with Neon

'Ingot' Fused Connection Units without Flex Outlet

FP**750	13A Fused Connection Unit Ingot
FP**751	13A Fused Connection Unit Ingot Switched
FP**752	13A Fused Connection Unit Ingot Switched with Neon
FP**753	13A Fused Connection Unit Ingot with Neon

'Ingot' Fan Isolation Switch

FP**520	10A 3 Pole Fan Isolation Ingot Switch
---------	---------------------------------------

'Ingot' 20A DP Switch with Flex Outlet


FP**522	20A DP Ingot Switch with Flex Outlet
FP**523	20A DP Ingot Switch with Flex Outlet & Neon

'Ingot' 20A DP Switch without Flex Outlet

FP**722	20A DP Ingot Switch
FP**723	20A DP Ingot Switch with Neon

45A Switches & Socket Outlets

FP**200	1 Gang 45A DP Switch
FP**201	1 Gang 45A DP Switch With Neon
FP**202	2 Gang 45A DP Switch
FP**203	2 Gang 45A DP Switch With Neon
FP**204	45A Cooker Control Unit + 13A DP Switched Socket
FP**205	45A Cooker Control Unit + 13A DP Switched Socket & Neons



DECORATIVE FLAT PLATE IN BLACK NICKEL, BRUSHED STAINLESS & POLISHED CHROME



'Ingot' 45A Switches & Socket Outlets

FP**500	Ingot 1 Gang 45A DP Switch
FP**501	Ingot 1 Gang 45A DP Switch With Neon
FP**502	Ingot 2 Gang 45A DP Switch
FP**503	Ingot 2 Gang 45A DP Switch With Neon
FP**504	Ingot 45A Cooker Control Unit + 13A DP Switched Socket
FP**505	Ingot 45A Cooker Control Unit + 13A DP Switched Socket & Neon

Dual Voltage Shaver Socket Outlet

FP**100	115V/230V Dual Voltage Shaver Socket Outlet
---------	---------------------------------------------

Blank Plates

FP**060	1 Gang Blank Plate
FP**061	2 Gang Blank Plate

UK Telephone Outlets

FP**120	Single Telephone Socket - Master
FP**121	Twin Telephone Socket - Master
FP**125	Single Telephone Socket - Secondary
FP**126	Twin Telephone Socket - Secondary

Non-Isolated Coaxial Sockets

FP**065	Single Non-Isolated Coaxial Socket
FP**066	Twin Non-Isolated Coaxial Socket

Satellite Socket Outlets

FP**156	Non-Isolated Single Satellite Socket
FP**157	Isolated Satellite & Isolated Coaxial Socket

Isolated Coaxial Socket Outline

FP**158	Single Isolated Coaxial Socket
FP**159	Twin Isolated Coaxial Socket

New Media Plates (Unfurnished)

FP**310	1 Gang Plate Single Aperture (Unfurnished)
FP**311	1 Gang Plate Twin Aperture (Unfurnished)
FP**312	2 Gang Plate Quad Aperture (Unfurnished)

** Insert 'BN' (Black Nickel), 'SC' (Satin Chrome) or 'CH' (Polished Chrome) to specify required finish.

GRIDPRO[®] NOW IN STOCK!



INTERCHANGEABLE PLATES & MODULES

Ask at your local branch for more details



Mode 'Unfurnished' Modular Switch Plates

CMA401	Single Plate Single Aperture
CMA402	Single Plate Twin Aperture
CMA403	Single Plate Triple Aperture
CMA404	Twin Plate 2 x 2 Aperture
CMA406	Twin Plate 2 x 3 Aperture
CMA426	Twin Plate 6 In-Line Aperture
CMA432	Twin Plate Triple Aperture

Polar 'Unfurnished' Modular Switch Plates

PRW401	1 Gang Switch Plate with 1 Module Aperture
PRW402	1 Gang Switch Plate with 2 Module Aperture
PRW403	1 Gang Switch Plate with 3 Module Aperture
PRW404	2 Gang Switch Plate with 4 Module Aperture (2 x 2)
PRW406	2 Gang Switch Plate with 6 Module Aperture (2 x 3)
PRW426	2 Gang Switch Plate with 6 Module Aperture (6 In-Line)
PRW432	2 Gang Switch Plate with 3 Module Aperture

Metal Clad 'Unfurnished' Modular Switch Plates

CL401	1 Gang Switch Plate - 1 Aperture
CL402	1 Gang Switch Plate - 2 Aperture
CL403	1 Gang Switch Plate - 3 Aperture
CL404	2 Gang Switch Plate - 2+2 Aperture
CL406	2 Gang Switch Plate - 3+3 Aperture
CL426	2 Gang Switch Plate - 6 In-Line Aperture

Red Accessories 'Unfurnished' Modular Switch Plates

WA401RD	Single Switch Plate Red - 1 Aperture
WA402RD	Single Switch Plate Red - 2 Aperture
WA403RD	Single Switch Plate Red - 3 Aperture

Deco Victorian Polished Chrome - Unfurnished Switch Plates *

VPCH401	1 Gang Plate Single Aperture
VPCH402	1 Gang Plate Twin Aperture
VPCH403	1 Gang Plate Triple Aperture
VPCH404	2 Gang Plate (2+2) Aperture
VPCH406	2 Gang Plate (3+3) Aperture
VPCH426	2 Gang Plate 6 In-Line Aperture
VPCH432	2 Gang Plate 3 In-Line Aperture

Deco Victorian Satin Chrome - Unfurnished Switch Plates *

VPSC401	1 Gang Plate Single Aperture
VPSC402	1 Gang Plate Twin Aperture
VPSC403	1 Gang Plate Triple Aperture
VPSC404	2 Gang Plate (2+2) Aperture
VPSC406	2 Gang Plate (3+3) Aperture
VPSC426	2 Gang Plate 6 In-Line Aperture
VPSC432	2 Gang Plate 3 In-Line Aperture

Deco Victorian Black Nickel - Unfurnished Switch Plates *

VPBN401	1 Gang Plate Single Aperture
VPBN402	1 Gang Plate Twin Aperture
VPBN403	1 Gang Plate Triple Aperture
VPBN404	2 Gang Plate (2+2) Aperture
VPBN406	2 Gang Plate (3+3) Aperture
VPBN426	2 Gang Plate 6 In-Line Aperture

Define Flat Plate Polished Chrome - Unfurnished Switch Plates *

FPCH401	1 Gang Plate Single Switch Aperture
FPCH402	1 Gang Plate Twin Switch Aperture
FPCH403	1 Gang Plate Triple Switch Aperture
FPCH404	2 Gang Plate (2+2) Switch Aperture
FPCH406	2 Gang Plate (3+3) Switch Aperture
FPCH426	2 Gang Plate 6 In-Line Switch Aperture

Define Flat Plate Black Nickel - Unfurnished Switch Plates *

FPBN401	1 Gang Plate Single Switch Aperture
FPBN402	1 Gang Plate Twin Switch Aperture



* Please add 'WH' (white) or 'BK' (black) at the end of each part number to denote interior colour required



Define Flat Plate Black Nickel - Unfurnished Switch Plates

FPBN403	1 Gang Plate Triple Switch Aperture
FPBN404	2 Gang Plate (2+2) Switch Aperture
FPBN406	2 Gang Plate (3+3) Switch Aperture
FPBN426	2 Gang Plate 6 In-Line Switch Aperture

12 Gang (2 Tier) Cover Plates c/w Gasket(s)

VPBN512	12 Minigrad Module Plate - Black Nickel
VPSC512	12 Minigrad Module Plate - Satin Chrome
VPCH512	12 Minigrad Module Plate - Chrome

18 Gang (3 Tier) Cover Plates c/w Gasket(s)

VPBN518	18 Minigrad Module Plate - Black Nickel
VPSC518	18 Minigrad Module Plate - Satin Chrome

18 Gang (3 Tier) Cover Plates c/w Gasket(s)

VPCH518	18 Minigrad Module Plate - Chrome
---------	-----------------------------------

Yokes

GR100BK	6 MiniGrid Module Yoke - Black
GR100PW	6 MiniGrid Module Yoke - Polar White

Flush Mounting Back Boxes

WA512	2 Tier K/O Box - 47mm Deep
WA518	3 Tier K/O Box - 47mm Deep

Architrave 1 Gang Plate Single Aperture (Unfurnished)

VPBN471	Single Architrave Plate & Aperture - Black Nickel
VPSC471	Single Architrave Plate & Aperture - Satin Chrome
VPCH471	Single Architrave Plate & Aperture - Chrome

Architrave 2 Gang Plate Twin Aperture (Unfurnished)

VPBN472	Double Architrave Plate & Aperture - Black Nickel
VPSC472	Double Architrave Plate & Aperture - Satin Chrome
VPCH472	Double Architrave Plate & Aperture - Chrome

Decorative Architrave Back Boxes

WA571	1 Gang Architrave K/O Box - 25mm Deep
WA572	2 Gang Architrave K/O Box - 25mm Deep

1 Way 10AX Switch Module

MD001BK	1 Way 10AX Switch - Black
MD001PW	1 Way 10AX Switch - Polar White
MD001WH	1 Way 10AX Switch - Click White

2 Way 10AX Switch Module

MD002BK	2 Way 10AX Switch - Black
MD002PW	2 Way 10AX Switch - Polar White
MD002WH	2 Way 10AX Switch - Click White
MD002RD	2 Way 10AX Switch - Red

'Ingot' 2 Way 10AX Switch Module

MD002BN	2 Way Ingot 10AX Switch - Black Nickel
MD002SC	2 Way Ingot 10AX Switch - Satin Chrome
MD002CH	2 Way Ingot 10AX Switch - Chrome

Keyswitch - Spare Key

MI003	Spare Key For Keyswitch
-------	-------------------------

2 Way 10AX Keyswitch Module

MD003BK	2 Way 10AX Keyswitch - Black
MD003PW	2 Way 10AX Keyswitch - Polar White
MD003WH	2 Way 10AX Keyswitch - Click White

'Ingot' 2 Way 10AX Keyswitch Module

MD003BN	2 Way Ingot 10AX Keyswitch - Black Nickel
---------	-------------------------------------------



'Ingot' 2 Way 10AX Keyswitch Module *Continued*

MD003SC	2 Way Ingot 10AX Keyswitch - Satin Chrome
MD003CH	2 Way Ingot 10AX Keyswitch - Chrome

2 Way Retractive 10A Switch Module

MD004BK	2 Way 10A Retractive Switch - Black
MD004PW	2 Way 10A Retractive Switch - Polar White
MD004WH	2 Way 10A Retractive Switch - Click White

'Ingot' 2 Way Retractive 10A Switch Module

MD004BN	2 Way Retractive Ingot 10A Switch - Black Nickel
MD004SC	2 Way Retractive Ingot 10A Switch - Satin Chrome
MD004CH	2 Way Retractive Ingot 10A Switch - Chrome

1 Way Retractive 10A Switch Module 'Bell'

MD005BK	1 Way 10A Retractive Switch Module 'Bell' - Black
MD005PW	1 Way 10A Retractive Switch Module 'Bell' - Polar White
MD005WH	1 Way 10A Retractive Switch Module 'Bell' - Click White

'Ingot' 1 Way Retractive 10A Switch Module 'Bell'

MD005BN	1 Way Retractive Ingot 10A Switch 'Bell' - Black Nickel
MD005SC	1 Way Retractive Ingot 10A Switch 'Bell' - Satin Chrome
MD005CH	1 Way Retractive Ingot 10A Switch 'Bell' - Chrome

Blank Modules

MD008BK	Blank Module - Black
MD008PW	Blank Module - Polar White
MD008WH	Blank Module - Click White

'Ingot' Blank Modules

MD008BN	Blank Ingot Module - Black Nickel
MD008SC	Blank Ingot Module - Satin Chrome
MD008CH	Blank Ingot Module - Chrome

2 Way 'Paddle' 10AX Switch Module (Triple Width)

MD009BK	2 Way 10AX 'Paddle' Switch - Black
MD009PW	2 Way 10AX 'Paddle' Switch - Polar White
MD009WH	2 Way 10AX 'Paddle' Switch - Click White

'Ingot' 2 Way 'Paddle' 10AX Switch Module (Triple Width)

MD009BN	2 Way Ingot 10AX 'Paddle' Switch - Black Nickel
MD009SC	2 Way Ingot 10AX 'Paddle' Switch - Satin Chrome
MD009CH	2 Way Ingot 10AX 'Paddle' Switch - Chrome

20A Flex Outlet Module

MD017BK	20A Flex Outlet Module - Black
MD017PW	20A Flex Outlet Module - Polar White
MD017WH	20A Flex Outlet Module - Click White

'Ingot' 20A Flex Outlet Module (Black or White Inset)

MD017**BN	20A Ingot Flex Outlet Module - Black Nickel
MD017**SC	20A Ingot Flex Outlet Module - Satin Chrome
MD017**CH	20A Ingot Flex Outlet Module - Chrome

Replace ** with BK (Black) or WH (White)

Double Pole 13A/10AX Switch Module

MD018BK	13A Resistive 10AX DP Switch - Black
MD018PW	13A Resistive 10AX DP Switch - Polar White
MD018WH	13A Resistive 10AX DP Switch - Click White
MD018RD	13A Resistive 10AX DP Switch - Red

Double Pole 13A/10AX Switch Module - Printed Legends

MD018BK**	13A Resistive 10AX DP Switch - Black
MD018PW**	13A Resistive 10AX DP Switch - Polar White
MD018BWH**	13A Resistive 10AX DP Switch - Click White

To add preferred legend replace ** with: BL - Boiler, CH - Cooker Hood, DW - Dishwasher, FD - Fridge, FF - Fridge Freezer, FN - Fan, FZ - Freezer, HB - Hob, MW - Microwave, OV - Oven, TD - Tumble Dryer, WD - Waste Disposal, WH - Water Heater, WM - Washing Machine





'Ingot' Double Pole 13A/10AX Switch Module

MD018BN	13A Resistive 10AX DP Switch - Black Nickel
MD018SC	13A Resistive 10AX DP Switch - Satin Chrome
MD018CH	13A Resistive 10AX DP Switch - Chrome

'Ingot' Double Pole 13A/10AX Switch Module - Printed Legends

MD018BN**	13A Resistive 10AX DP Switch - Black Nickel
MD018SC**	13A Resistive 10AX DP Switch - Satin Chrome
MD018CH**	13A Resistive 10AX DP Switch - Chrome

To add preferred legend replace ** with: BL - Boiler, CH - Cooker Hood, DW - Dishwasher, FD - Fridge, FF - Fridge Freezer, FN - Fan, FZ - Freezer, HB - Hob, MW - Microwave, OV - Oven, TD - Tumble Dryer, WD - Waste Disposal, WH - Water Heater, WM - Washing Machine

3 Pole Fan Isolation Module (Twin Width)

MD020BK	10A 3 Pole Fan Module - Black
MD020PW	10A 3 Pole Fan Module - Polar White
MD020WH	10A 3 Pole Fan Module - Click White

'Ingot' 3 Pole Fan Isolation Module (Twin Width)

MD020BN	Ingot 10A 3 Pole Isolation Switch Module - Black Nickel
MD020SC	Ingot 10A 3 Pole Isolation Switch Module - Satin Chrome
MD020CH	Ingot 10A 3 Pole Isolation Switch Module - Chrome

Double Pole 20A Switch Module (Twin Width)

MD022BK	20A DP Switch - Black
MD022PW	20A DP Switch - Polar White
MD022WH	20A DP Switch - Click White

Double Pole 20A Switch Module - Printed Legends (Twin Width)

MD022BK**	20A DP Switch - Black
MD022PW**	20A DP Switch - Polar White
MD022WH**	20A DP Switch - Click White

To add preferred legend replace ** with: BL - Boiler, CH - Cooker Hood, DW - Dishwasher, FD - Fridge, FF - Fridge Freezer, FN - Fan, FZ - Freezer, HB - Hob, MW - Microwave, OV - Oven, TD - Tumble Dryer, WD - Waste Disposal, WH - Water Heater, WM - Washing Machine

'Ingot' Double Pole 20A Switch Module (Twin Width)

MD022BN	20A DP Ingot Switch - Black Nickel
MD022SC	20A DP Ingot Switch - Satin Chrome
MD022CH	20A DP Ingot Switch - Chrome

'Ingot' Double Pole 20A Switch Module - Printed Legends (Twin Width)

MD022BN**	20A DP Ingot Switch - Black Nickel
MD022SC**	20A DP Ingot Switch - Satin Chrome

'Ingot' Double Pole 20A Switch Module - Printed Legends (Twin Width)

MD022CH**	20A DP Ingot Switch - Chrome
-----------	------------------------------

To add preferred legend replace ** with: BL - Boiler, CH - Cooker Hood, DW - Dishwasher, FD - Fridge, FF - Fridge Freezer, FN - Fan, FZ - Freezer, HB - Hob, MW - Microwave, OV - Oven, TD - Tumble Dryer, WD - Waste Disposal, WH - Water Heater, WM - Washing Machine

Double Pole 20A Switch Module with Neon (Twin Width)

MD023BK	20A DP Switch with Neon - Black
MD023PW	20A DP Switch with Neon - Polar White
MD023WH	20A DP Switch with Neon - Click White

Double Pole 20A Switch Module with Neon - Printed Legends (Twin Width)

MD023BK**	20A DP Switch with Neon - Black
MD023PW**	20A DP Switch with Neon - Polar White
MD023WH**	20A DP Switch with Neon - Click White

To add preferred legend replace ** with: BL - Boiler, CH - Cooker Hood, DW - Dishwasher, FD - Fridge, FF - Fridge Freezer, FN - Fan, FZ - Freezer, HB - Hob, MW - Microwave, OV - Oven, TD - Tumble Dryer, WD - Waste Disposal, WH - Water Heater, WM - Washing Machine

'Ingot' Double Pole 20A Switch Module with Neon (Twin Width)

MD023BN	20A DP Ingot Switch with Neon - Black Nickel
MD023SC	20A DP Ingot Switch with Neon - Satin Chrome
MD023CH	20A DP Ingot Switch with Neon - Chrome





'Ingot' Double Pole 20A Switch Module with Neon - Printed Legends (Twin Width)

MD023BN**	20A DP Ingot Switch with Neon - Black Nickel
MD023SC**	20A DP Ingot Switch with Neon - Satin Chrome
MD023CH**	20A DP Ingot Switch with Neon - Chrome

To add preferred legend replace ** with: BL - Boiler, CH - Cooker Hood, DW - Dishwasher, FD - Fridge, FF - Fridge Freezer, FN - Fan, FZ - Freezer, HB - Hob, MW - Microwave, OV - Oven, TD - Tumble Dryer, WD - Waste Disposal, WH - Water Heater, WM - Washing Machine

2 Way 20A Switch Module

MD024BK	20A 2 Way Switch Module - Black
MD024PW	20A 2 Pole Switch Module - Polar White
MD024WH	20A 2 Pole Switch Module - Click White

'Ingot' 2 Way 20A Switch Module

MD024BN	20A 2 Way Switch Module - Black Nickel
MD024SC	20A 2 Way Switch Module - Satin Chrome
MD024CH	20A 2 Way Switch Module - Chrome

Intermediate 10AX Switch Module

MD028BK	10AX Intermediate Switch - Black
MD028PW	10AX Intermediate Switch - Polar White
MD028WH	10AX Intermediate Switch - Click White

'Ingot' Intermediate 10AX Switch Module

MD028BN	10AX Intermediate Ingot Switch - Black Nickel
MD028SC	10AX Intermediate Ingot Switch - Satin Chrome
MD028CH	10AX Intermediate Ingot Switch - Chrome

Double Pole 13A Keyswitch 'Emergency Test' Module

MD029BK	13A Resistive DP Keyswitch 'Emergency Test' - Black
MD029PW	13A Resistive DP Keyswitch 'Emergency Test' - Polar White
TNRMD029WH	13A Resistive DP Keyswitch 'Emergency Test' - Click White

'Ingot' Double Pole 13A Keyswitch 'Emergency Test' Module

MD029BN	13A Resistive DP Ingot Keyswitch 'Emergency Test' - Black Nickel
MD029SC	13A Resistive DP Ingot Keyswitch 'Emergency Test' - Satin Chrome
MD029CH	13A Resistive DP Ingot Keyswitch 'Emergency Test' - Chrome

Double Pole 32A Switch Module (Twin Width)

MD032BK	32A DP Switch Module - Black
MD032PW	32A DP Switch Module - Polar White
MD032WH	32A DP Switch Module - Click White

'Ingot' Double Pole 32A Switch Module (Twin Width)

MD032BN	32A DP Ingot Switch Module - Black Nickel
MD032SC	32A DP Ingot Switch Module - Satin Chrome
MD032CH	32A DP Ingot Switch Module - Chrome

Intermediate 'Paddle' 10AX Switch Module (Triple Width)

MD038BK	10AX Intermediate 'Paddle' Switch Module - Black
MD038PW	10AX Intermediate 'Paddle' Switch Module - Polar White
MD038WH	10AX Intermediate 'Paddle' Switch Module - Click White

Double Pole 13A Keyswitch Module


MD046BK	13A Resistive DP Keyswitch - Black
MD046PW	13A Resistive DP Keyswitch - Polar White
MD046WH	13A Resistive DP Keyswitch - Click White
MD046RD	13A Resistive DP Keyswitch - Red
MD046RDTT	13A Resistive DP Keyswitch - Red 'Test'

'Ingot' Double Pole 13A Keyswitch Module

MD046BN	13A Resistive DP Ingot Keyswitch - Black Nickel
MD046SC	13A Resistive DP Ingot Keyswitch - Satin Chrome
MD046CH	13A Resistive DP Ingot Keyswitch - Chrome

13A Fused Connection Module

MD047BK	13A Fused FCU Module - Black
---------	------------------------------



* Please add 'WH' (white) or 'BK' (black) at the end of each part number to denote interior colour required



13A Fused Connection Module

MD047PW	13A Fused FCU Module - Polar White
MD047WH	13A Fused FCU Module - Click White
MD047RD	13A Fused FCU Module - Red

'Ingot' 13A Fused Connection Module (Black or White Frame)

MD047**BN	13A Fused Ingot FCU Module - Black Nickel
MD047**SC	13A Fused Ingot FCU Module - Satin Chrome
MD047**CH	13A Fused Ingot FCU Module - Chrome

Replace ** with BK (Black) or WH (White)



10A 3 Position Switch Module

MD070BK	10A 3 Position Switch - Black
MD070PW	10A 3 Position Switch - Polar White
MD070WH	10A 3 Position Switch - Click White

'Ingot' 3 Position Switch Module

MD070BN	10A 3 Position Ingot Switch - Black Nickel
MD070SC	10A 3 Position Ingot Switch - Satin Chrome
MD070CH	10A 3 Position Ingot Switch - Chrome



10A 3 Position Retractive Switch Module

MD075BK	10A 3 Position Retractive Switch - Black
MD075PW	10A 3 Position Retractive Switch - Polar White
MD075WH	10A 3 Position Retractive Switch - Click White

'Ingot' 10A 3 Position Retractive Switch Module

MD075BN	10A 3 Position Retractive Ingot Switch - Black Nickel
MD075SC	10A 3 Position Retractive Ingot Switch - Satin Chrome
MD075CH	10A 3 Position Retractive Ingot Switch - Chrome



Dimmer Module Mounting Kit (Twin Width) - Dimmer Module Not Supplied

MD150BK	Dimmer Module Mounting Kit - Black
MD150PW	Dimmer Module Mounting Kit - Polar White
MD150WH	Dimmer Module Mounting Kit - Click White

'Ingot' Dimmer Module Mounting Kit (Twin Width) - Dimmer Module Not Supplied

MD150BN	Dimmer Module Mounting Kit - Black Nickel
MD150SC	Dimmer Module Mounting Kit - Satin Chrome
MD150CH	Dimmer Module Mounting Kit - Chrome



3 Pole Lockable Fan Isolation Module (Twin Width)

MD220BK	10A 3 Pole Lockable Fan Module - Black
MD220PW	10A 3 Pole Lockable Fan Module - Polar White
MD220WH	10A 3 Pole Lockable Fan Module - Click White

Dimmer M10 Nut Runner

SP900	Dimmer M10 Nut Runner Tool
-------	----------------------------



Indicator Module

MD280	240V Red Indicator Module
MD281	240V Amber Indicator Module
MD282	240V Green Indicator Module

Rotary Dimmer Switch Modules (Push ON/OFF)

MD9001	6A 2 Way Push On/Off (Non-Dimming) Module (25 x 62mm)
MD9010	0-10V Analogue Dimmer Module (25 x 62mm)
MD9022	250W 2 Way Resistive / Inductive Dimmer Module (25 x 62mm)
MD9042	400W 2 Way Resistive / Inductive Dimmer Module (25 x 62mm)



2 Way Toggle Switch Modules

MD9102BN	10AX 2 Way Toggle Switch Module - Black Nickel
MD9102CH	10AX 2 Way Toggle Switch Module - Chrome

Intermediate Toggle Switch Modules

MD9125BN	10AX Intermediate Toggle Switch Module - Black Nickel
MD9125CH	10AX Intermediate Toggle Switch Module - Chrome

* Please add 'WH' (white) or 'BK' (black) at the end of each part number to denote interior colour required



20AX 1 Way Switch Modules

GM2001PWBS	20AX 1 Way Switch Module - White - Brushed Stainless
GM2001BKBS	20AX 1 Way Switch Module - Black - Brushed Stainless
GM2001GYBS	20AX 1 Way Switch Module - Grey - Brushed Stainless
GM2001PWBSB	20AX 1 Way Switch Module - White - Satin Brass
GM2001BKSB	20AX 1 Way Switch Module - Black - Satin Brass
GM2001PWSC	20AX 1 Way Switch Module - White - Satin Chrome
GM2001BKSC	20AX 1 Way Switch Module - Black - Satin Chrome
GM2001GYSC	20AX 1 Way Switch Module - Grey - Satin Chrome
GM2001BKMB	20AX 1 Way Switch Module - Black - Matt Black
GM2001PW	20AX 1 Way Switch Module - White

20AX 2 Way Switch Modules

GM2002PWBS	20AX 2 Way Switch Module - White - Brushed Stainless
GM2002BKBS	20AX 2 Way Switch Module - Black - Brushed Stainless
GM2002GYBS	20AX 2 Way Switch Module - Grey - Brushed Stainless
GM2002PWBSB	20AX 2 Way Switch Module - White - Satin Brass
GM2002BKSB	20AX 2 Way Switch Module - Black - Satin Brass
GM2002PWSC	20AX 2 Way Switch Module - White - Satin Chrome
GM2002BKSC	20AX 2 Way Switch Module - Black - Satin Chrome
GM2002GYSC	20AX 2 Way Switch Module - Grey - Satin Chrome
GM2002BKMB	20AX 2 Way Switch Module - Black - Matt Black
GM2002PW	20AX 2 Way Switch Module - White

20AX 2 Way Retractive Switch Modules

GM2004PWBS	20AX 2 Way Retractive Switch Module - White - Brushed Stainless
GM2004BKBS	20AX 2 Way Retractive Switch Module - Black - Brushed Stainless
GM2004GYBS	20AX 2 Way Retractive Switch Module - Grey - Brushed Stainless
GM2004PWBSB	20AX 2 Way Retractive Switch Module - White - Satin Brass
GM2004BKSB	20AX 2 Way Retractive Switch Module - Black - Satin Brass
GM2004PWSC	20AX 2 Way Retractive Switch Module - White - Satin Chrome
GM2004BKSC	20AX 2 Way Retractive Switch Module - Black - Satin Chrome
GM2004GYSC	20AX 2 Way Retractive Switch Module - Grey - Satin Chrome
GM2004BKMB	20AX 2 Way Retractive Switch Module - Black - Matt Black
GM2004PW	20AX 2 Way Retractive Switch Module - White

20AX Intermediate Switch Modules

GM2028PWBS	20AX Intermediate Switch Module - White - Brushed Stainless
GM2028BKBS	20AX Intermediate Switch Module - Black - Brushed Stainless
GM2028GYBS	20AX Intermediate Switch Module - Grey - Brushed Stainless
GM2028PWBSB	20AX Intermediate Switch Module - White - Satin Brass
GM2028BKSB	20AX Intermediate Switch Module - Black - Satin Brass
GM2028PWSC	20AX Intermediate Switch Module - White - Satin Chrome
GM2028BKSC	20AX Intermediate Switch Module - Black - Satin Chrome
GM2028GYSC	20AX Intermediate Switch Module - Grey - Satin Chrome
GM2028BKMB	20AX Intermediate Switch Module - Black - Matt Black
GM2028PW	20AX Intermediate Switch Module - White

20AX Double Pole Switch Modules - Laser Etched Legend

GM2018PWBS	20AX Double Pole Switch Module - White - Brushed Stainless
GM2018BKBS	20AX Double Pole Switch Module - Black - Brushed Stainless
GM2018GYBS	20AX Double Pole Switch Module - Grey - Brushed Stainless
GM2018PWBSB	20AX Double Pole Switch Module - White - Satin Brass
GM2018BKSB	20AX Double Pole Switch Module - Black - Satin Brass
GM2018PWSC	20AX Double Pole Switch Module - White - Satin Chrome
GM2018BKSC	20AX Double Pole Switch Module - Black - Satin Chrome
GM2018GYSC	20AX Double Pole Switch Module - Grey - Satin Chrome
GM2018BKMB	20AX Double Pole Switch Module - Black - Matt Black
GM2018PW	20AX Double Pole Switch Module - White

20AX Double Pole Switch Modules with Neon

GM2018NPWBS	20AX Double Pole Switch With Neon Module - White - Brushed Stainless
GM2018NBKBS	20AX Double Pole Switch With Neon Module - Black - Brushed Stainless
GM2018NGYBS	20AX Double Pole Switch With Neon Module - Grey - Brushed Stainless
GM2018NPWBSB	20AX Double Pole Switch With Neon Module - White - Satin Brass
GM2018NBKSB	20AX Double Pole Switch With Neon Module - Black - Satin Brass
GM2018NPWSC	20AX Double Pole Switch With Neon Module - White - Satin Chrome
GM2018NBKSC	20AX Double Pole Switch With Neon Module - Black - Satin Chrome
GM2018NGYSC	20AX Double Pole Switch With Neon Module - Grey - Satin Chrome
GM2018NBKMB	20AX Double Pole Switch With Neon Module - Black - Matt Black
GM2018NPW	20AX Double Pole Switch With Neon Module - White

IN HOUSE LASER ETCHING
Our in house laser printer provides flexibility to suit large volume batch or custom jobs. The precision, permanent, fine marking effect is customisable, offering you and your customers a wider variety of options.

The GM2018 modules listed are available with the following laser etched legends:

-BL	Boiler
-CH	Cooker Hood
-DW	Dishwasher
-FD	Fridge
-FF	Fridge Freezer
-FN	Fan
-FZ	Freezer
-HB	Hob
-HT	Hot Tap
-MW	Microwave
-OV	Oven
-TD	Tumble Dryer
-WC	Wine Cooler
-WD	Waste Disposal
-WDR	Warming Drawer
-WH	Water Heater
-WM	Washing Machine

Suffix the two letters to complete the product code with legend eg. GM2018PWCH-WM.



IN HOUSE LASER ETCHING

Our in house laser printer provides flexibility to suit large volume batch or custom jobs. The precision, permanent, fine marking effect is customisable, offering you and your customers a wider variety of options.

The GM2018 modules listed are available with the following laser etched legends:

-BL	Boiler
-CH	Cooker Hood
-DW	Dishwasher
-FD	Fridge
-FF	Fridge Freezer
-FN	Fan
-FZ	Freezer
-HB	Hob
-HT	Hot Tap
-MW	Microwave
-OV	Oven
-TD	Tumble Dryer
-WC	Wine Cooler
-WD	Waste Disposal
-WDR	Warming Drawer
-WH	Water Heater
-WM	Washing Machine

Suffix the two letters to complete the product code with legend eg. GM2018PWCH-WM.

20AX 3 Position Switch Modules

GM2070PWBS	20AX 3 Position Switch Module - White - Brushed Stainless
GM2070BKBS	20AX 3 Position Switch Module - Black - Brushed Stainless
GM2070GYBS	20AX 3 Position Switch Module - Grey - Brushed Stainless
GM2070PWBSB	20AX 3 Position Switch Module - White - Satin Brass
GM2070BKBSB	20AX 3 Position Switch Module - Black - Satin Brass
GM2070PWSC	20AX 3 Position Switch Module - White - Satin Chrome
GM2070BKSC	20AX 3 Position Switch Module - Black - Satin Chrome
GM2070GYSC	20AX 3 Position Switch Module - Grey - Satin Chrome
GM2070BKMB	20AX 3 Position Switch Module - Black - Matt Black
GM2070PW	20AX 3 Position Switch Module - White

20AX 3 Position Retractive Switch Modules

GM2075PWBS	20AX 3 Position Retractive Switch Module - White - Brushed Stainless
GM2075BKBS	20AX 3 Position Retractive Switch Module - Black - Brushed Stainless
GM2075GYBS	20AX 3 Position Retractive Switch Module - Grey - Brushed Stainless
GM2075PWBSB	20AX 3 Position Retractive Switch Module - White - Satin Brass
GM2075BKBSB	20AX 3 Position Retractive Switch Module - Black - Satin Brass
GM2075PWSC	20AX 3 Position Retractive Switch Module - White - Satin Chrome
GM2075BKSC	20AX 3 Position Retractive Switch Module - Black - Satin Chrome
GM2075GYSC	20AX 3 Position Retractive Switch Module - Grey - Satin Chrome
GM2075BKMB	20AX 3 Position Retractive Switch Module - Black - Matt Black
GM2075PW	20AX 3 Position Retractive Switch Module - White

20AX 2 Way Toggle Switch Modules

GM209002PWBS	20AX 2 Way Toggle Switch Module - White - Brushed Stainless
GM209002BKBS	20AX 2 Way Toggle Switch Module - Black - Brushed Stainless
GM209002GYBS	20AX 2 Way Toggle Switch Module - Grey - Brushed Stainless
GM209002PWBSB	20AX 2 Way Toggle Switch Module - White - Satin Brass
GM209002BKBSB	20AX 2 Way Toggle Switch Module - Black - Satin Brass
GM209002PWSC	20AX 2 Way Toggle Switch Module - White - Satin Chrome
GM209002BKSC	20AX 2 Way Toggle Switch Module - Black - Satin Chrome
GM209002GYSC	20AX 2 Way Toggle Switch Module - Grey - Satin Chrome
GM209002BKMB	20AX 2 Way Toggle Switch Module - Black - Matt Black

20AX Double Pole Toggle Switch Modules

GM209018PWBS	20AX Double Pole Toggle Switch Module - White - Brushed Stainless
GM209018BKBS	20AX Double Pole Toggle Switch Module - Black - Brushed Stainless
GM209018GYBS	20AX Double Pole Toggle Switch Module - Grey - Brushed Stainless
GM209018PWBSB	20AX Double Pole Toggle Switch Module - White - Satin Brass
GM209018BKBSB	20AX Double Pole Toggle Switch Module - Black - Satin Brass
GM209018PWSC	20AX Double Pole Toggle Switch Module - White - Satin Chrome
GM209018BKSC	20AX Double Pole Toggle Switch Module - Black - Satin Chrome
GM209018GYSC	20AX Double Pole Toggle Switch Module - Grey - Satin Chrome
GM209018BKMB	20AX Double Pole Toggle Switch Module - Black - Matt Black

20AX Intermediate Toggle Switch Modules

GM209028PWBS	20AX Intermediate Toggle Switch Module - White - Brushed Stainless
GM209028BKBS	20AX Intermediate Toggle Switch Module - Black - Brushed Stainless
GM209028GYBS	20AX Intermediate Toggle Switch Module - Grey - Brushed Stainless
GM209028PWBSB	20AX Intermediate Toggle Switch Module - White - Satin Brass
GM209028BKBSB	20AX Intermediate Toggle Switch Module - Black - Satin Brass
GM209028PWSC	20AX Intermediate Toggle Switch Module - White - Satin Chrome
GM209028BKSC	20AX Intermediate Toggle Switch Module - Black - Satin Chrome
GM209028GYSC	20AX Intermediate Toggle Switch Module - Grey - Satin Chrome
GM209028BKMB	20AX Intermediate Toggle Switch Module - Black - Matt Black

20AX 2 Way Keyswitch Modules

GM2003PWBS	20AX 2 Way Keyswitch Module - White - Brushed Stainless
GM2003BKBS	20AX 2 Way Keyswitch Module - Black - Brushed Stainless
GM2003GYBS	20AX 2 Way Keyswitch Module - Grey - Brushed Stainless
GM2003PWBSB	20AX 2 Way Keyswitch Module - White - Satin Brass
GM2003BKBSB	20AX 2 Way Keyswitch Module - Black - Satin Brass
GM2003PWSC	20AX 2 Way Keyswitch Module - White - Satin Chrome
GM2003BKSC	20AX 2 Way Keyswitch Module - Black - Satin Chrome
GM2003GYSC	20AX 2 Way Keyswitch Module - Grey - Satin Chrome
GM2003BKMB	20AX 2 Way Keyswitch Module - Black - Matt Black
GM2003PW	20AX 2 Way Keyswitch Module - White



* Please add 'WH' (white) or 'BK' (black) at the end of each part number to denote interior colour required

CLICK

GRIDPRO

IN HOUSE LASER ETCHING

Our in house laser printer provides flexibility to suit large volume batch or custom jobs. The precision, permanent, fine marking effect is customisable, offering you and your customers a wider variety of options.

The GM2018 modules listed are available with the following laser etched legends:

-BL	Boiler
-CH	Cooker Hood
-DW	Dishwasher
-FD	Fridge
-FF	Fridge Freezer
-FN	Fan
-FZ	Freezer
-HB	Hob
-HT	Hot Tap
-MW	Microwave
-OV	Oven
-TD	Tumble Dryer
-WC	Wine Cooler
-WD	Waste Disposal
-WDR	Warming Drawer
-WH	Water Heater
-WM	Washing Machine

Suffix the two letters to complete the product code with legend eg. GM2018PWCH-WM.

20AX 2 Way Retractive Keyswitch Modules

GM2014PWBS	20AX 2 Way Retractive Keyswitch Module - White - Brushed Stainless
GM2014BKBS	20AX 2 Way Retractive Keyswitch Module - Black - Brushed Stainless
GM2014GYBS	20AX 2 Way Retractive Keyswitch Module - Grey - Brushed Stainless
GM2014PWBS	20AX 2 Way Retractive Keyswitch Module - White - Satin Brass
GM2014BKBS	20AX 2 Way Retractive Keyswitch Module - Black - Satin Brass
GM2014PWSC	20AX 2 Way Retractive Keyswitch Module - White - Satin Chrome
GM2014BKSC	20AX 2 Way Retractive Keyswitch Module - Black - Satin Chrome
GM2014GYSC	20AX 2 Way Retractive Keyswitch Module - Grey - Satin Chrome
GM2014BKMB	20AX 2 Way Retractive Keyswitch Module - Black - Matt Black
GM2014PW	20AX 2 Way Retractive Keyswitch Module - White

20AX Intermediate Keyswitch Modules

GM2029PWBS	20AX Intermediate Keyswitch Module - White - Brushed Stainless
GM2029BKBS	20AX Intermediate Keyswitch Module - Black - Brushed Stainless
GM2029GYBS	20AX Intermediate Keyswitch Module - Grey - Brushed Stainless
GM2029PWBS	20AX Intermediate Keyswitch Module - White - Satin Brass
GM2029BKBS	20AX Intermediate Keyswitch Module - Black - Satin Brass
GM2029PWSC	20AX Intermediate Keyswitch Module - White - Satin Chrome
GM2029BKSC	20AX Intermediate Keyswitch Module - Black - Satin Chrome
GM2029GYSC	20AX Intermediate Keyswitch Module - Grey - Satin Chrome
GM2029BKMB	20AX Intermediate Keyswitch Module - Black - Matt Black
GM2029PW	20AX Intermediate Keyswitch Module - White

20AX Double Pole Keyswitch Modules

GM2046PWBS	20AX Double Pole Keyswitch Module - White - Brushed Stainless
GM2046BKBS	20AX Double Pole Keyswitch Module - Black - Brushed Stainless
GM2046GYBS	20AX Double Pole Keyswitch Module - Grey - Brushed Stainless
GM2046PWBS	20AX Double Pole Keyswitch Module - White - Satin Brass
GM2046BKBS	20AX Double Pole Keyswitch Module - Black - Satin Brass
GM2046PWSC	20AX Double Pole Keyswitch Module - White - Satin Chrome
GM2046BKSC	20AX Double Pole Keyswitch Module - Black - Satin Chrome
GM2046GYSC	20AX Double Pole Keyswitch Module - Grey - Satin Chrome
GM2046BKMB	20AX Double Pole Keyswitch Module - Black - Matt Black
GM2046PW	20AX Double Pole Keyswitch Module - White

20AX Double Pole Keyswitch Modules - 'Emergency Test'

GM2046PWBSSET	20AX Double Pole Keyswitch 'Emergency Test' - White - Brushed Stainless
GM2046BKBSSET	20AX Double Pole Keyswitch 'Emergency Test' - Black - Brushed Stainless
GM2046GYBSSET	20AX Double Pole Keyswitch 'Emergency Test' - Grey - Brushed Stainless
GM2046PWBSSET	20AX Double Pole Keyswitch 'Emergency Test' - White - Satin Brass
GM2046BKBSSET	20AX Double Pole Keyswitch 'Emergency Test' - Black - Satin Brass
GM2046PWSCSET	20AX Double Pole Keyswitch 'Emergency Test' - White - Satin Chrome
GM2046BKSCSET	20AX Double Pole Keyswitch 'Emergency Test' - Black - Satin Chrome
GM2046GYSCSET	20AX Double Pole Keyswitch 'Emergency Test' - Grey - Satin Chrome
GM2046BKMBSET	20AX Double Pole Keyswitch 'Emergency Test' - Black - Matt Black
GM2046PWET	20AX Double Pole Keyswitch 'Emergency Test' - White

13A Fused Modules

GM2047PWBS	13A Fused Module - White - Brushed Stainless
GM2047BKBS	13A Fused Module - Black - Brushed Stainless
GM2047GYBS	13A Fused Module - Grey - Brushed Stainless
GM2047PWBS	13A Fused Module - White - Satin Brass
GM2047BKBS	13A Fused Module - Black - Satin Brass
GM2047PWSC	13A Fused Module - White - Satin Chrome
GM2047BKSC	13A Fused Module - Black - Satin Chrome
GM2047GYSC	13A Fused Module - Grey - Satin Chrome
GM2047BKMB	13A Fused Module - Black - Matt Black
GM2047PW	13A Fused Module - White

20A Flex Outlet Modules

GM2017PWBS	20A Flex Outlet Module - White - Brushed Stainless
GM2017BKBS	20A Flex Outlet Module - Black - Brushed Stainless
GM2017GYBS	20A Flex Outlet Module - Grey - Brushed Stainless
GM2017PWBS	20A Flex Outlet Module - White - Satin Brass
GM2017BKBS	20A Flex Outlet Module - Black - Satin Brass
GM2017PWSC	20A Flex Outlet Module - White - Satin Chrome
GM2017BKSC	20A Flex Outlet Module - Black - Satin Chrome
GM2017GYSC	20A Flex Outlet Module - Grey - Satin Chrome
GM2017BKMB	20A Flex Outlet Module - Black - Matt Black
GM2017PW	20A Flex Outlet Module - White

* Please add 'WH' (white) or 'BK' (black) at the end of each part number to denote interior colour required



Blank Modules

GM2008PWBS	Blank Module - White - Brushed Stainless
GM2008BKBS	Blank Module - Black - Brushed Stainless
GM2008GYBS	Blank Module - Grey - Brushed Stainless
GM2008PWBS	Blank Module - White - Satin Brass
GM2008BKBS	Blank Module - Black - Satin Brass
GM2008PWSC	Blank Module - White - Satin Chrome
GM2008BKSC	Blank Module - Black - Satin Chrome
GM2008GYSC	Blank Module - Grey - Satin Chrome
GM2008BKMB	Blank Module - Black - Matt Black
GM2008PW	Blank Module - White

USB Connection Modules

GM2300BK	USB Throughput Module - Black
GM2300PW	USB Throughput Module - White

Flylead: 95mm overall length

USB Charging Modules

GM2515BK	2.4A USB Charging Modules - Black
GM2515WH	2.4A USB Charging Modules - White

Telephone/Data Modules

GM2460BK	Telephone Socket Module (Master) - Black
GM2460PW	Telephone Socket Module (Master) - White
GM2465BK	Telephone Socket Module (Secondary) - Black
GM2465PW	Telephone Socket Module (Secondary) - White
GM2470BK	RJ11 Module - Black
GM2470PW	RJ11 Module - White
GM2485BK	RJ45 Cat-6 Module - Black
GM2485PW	RJ45 Cat-6 Module - White

1 Module Dimmer Mounting Kit

GM050PWBS	1 Module Dimmer Mounting Kit - White - Brushed Stainless
GM050BKBS	1 Module Dimmer Mounting Kit - Black - Brushed Stainless
GM050GYBS	1 Module Dimmer Mounting Kit - Grey - Brushed Stainless
GM050PWSB	1 Module Dimmer Mounting Kit - White - Satin Brass
GM050BKSB	1 Module Dimmer Mounting Kit - Black - Satin Brass
GM050PWSC	1 Module Dimmer Mounting Kit - White - Satin Chrome
GM050BKSC	1 Module Dimmer Mounting Kit - Black - Satin Chrome
GM050GYSC	1 Module Dimmer Mounting Kit - Grey - Satin Chrome
GM050BKMB	1 Module Dimmer Mounting Kit - Black - Matt Black
GM050PW	1 Module Dimmer Mounting Kit - White

2 Module Dimmer Mounting Kit

GM150PWBS	2 Module Dimmer Mounting Kit - White - Brushed Stainless
GM150BKBS	2 Module Dimmer Mounting Kit - Black - Brushed Stainless
GM150GYBS	2 Module Dimmer Mounting Kit - Grey - Brushed Stainless
GM150PWSB	2 Module Dimmer Mounting Kit - White - Satin Brass
GM150BKSB	2 Module Dimmer Mounting Kit - Black - Satin Brass
GM150PWSC	2 Module Dimmer Mounting Kit - White - Satin Chrome
GM150BKSC	2 Module Dimmer Mounting Kit - Black - Satin Chrome
GM150GYSC	2 Module Dimmer Mounting Kit - Grey - Satin Chrome
GM150BKMB	2 Module Dimmer Mounting Kit - Black - Matt Black
GM150PW	2 Module Dimmer Mounting Kit - White

Dimmer Modules

GM9001	6A 2 Way Push On/Off (Non-Dimmable) Module
GM9010	1-10V Analogue Dimmer Module

The Click® dimming modules above are suitable for mounting next to each other using the appropriate mounting kit. Due to their physical size, they are not suitable to be mounted directly above each other

IN HOUSE LASER ETCHING
Our in house laser printer provides flexibility to suit large volume batch or custom jobs. The precision, permanent, fine marking effect is customisable, offering you and your customers a wider variety of options.

The GM2018 modules listed are available with the following laser etched legends:

-BL	Boiler
-CH	Cooker Hood
-DW	Dishwasher
-FD	Fridge
-FF	Fridge Freezer
-FN	Fan
-FZ	Freezer
-HB	Hob
-HT	Hot Tap
-MW	Microwave
-OV	Oven
-TD	Tumble Dryer
-WC	Wine Cooler
-WD	Waste Disposal
-WDR	Warming Drawer
-WH	Water Heater
-WM	Washing Machine

Suffix the two letters to complete the product code with legend eg. GM2018PWCH-WM.

1 GANG KINETIC PUSH SWITCH MATT WHITE IP65



The 1/2/3 Gang Kinetic Push Switch in Matt White/Black offers a wireless, hassle-free way to control your lighting. With an IP65 water resistance rating, it's perfect for use in areas where durability is key. The switch is battery-free and can be easily installed using adhesive strips, eliminating the need for drilling or re-decorating. Its sleek white finish complements modern interiors, and it can be integrated with smart home assistants for added convenience.

- Suitable for general use, outdoor and bathrooms
- Works with dimmable and non-dimmable receivers
- No batteries required
- No wiring required
- Standard UK switch size (86 x 86 x 15.8mm)

CUL-40031-65	1 Gang Kinetic Push Switch Matt White IP65
CUL-40032-65	1 Gang Kinetic Push Switch Matt Black IP65
CUL-40033-65	2 Gang Kinetic Push Switch Matt White IP65
CUL-40034-65	2 Gang Kinetic Push Switch Matt Black IP65
CUL-40035-65	3 Gang Kinetic Push Switch Matt White IP65
CUL-40036-65	3 Gang Kinetic Push Switch Matt Black IP65



CUL-40036-65



CUL-40036-65



CUL-40036-65



CUL-40036-65



CUL-40036-65



CUL-40036-65

1 GANG KINETIC SILICONE FOB SWITCH - MATT GREY



The 1 Gang Kinetic Fob Switch in Matt Grey offers convenient control of your lighting from anywhere in the house. Made from durable silicone, it withstands everyday wear and tear while maintaining a sleek Grey finish. Its water-resistant design adds practicality, and the hole for attaching it to your keys ensures easy portability and added convenience.



- IP65

CUL-40037 1 Gang Kinetic Silicone Fob Switch - Matt Grey

1 CHANNEL KINETIC RECEIVER - WHITE



The 1 Channel Kinetic Receiver in White offers a seamless and efficient way to upgrade your lighting controls. Designed for installation in the ceiling void, it simplifies wiring and pairs effortlessly with the separately sold kinetic switch range. Its sleek white finish ensures a discreet and modern look, making it a practical and stylish choice for your setup.

- IP20
- Non Dimmable
- Ideal for small spaces



CUL-40038 1 Channel Kinetic Receiver - White

Contact your local TNR branch manager for a **Comprehensive Energy Site Survey**

You can benefit from big savings on your energy consumption both in the home and business through our tailored solutions. We can help you achieve up to 60% energy savings on lighting alone!

Our surveys pinpoint where savings are available. We assess your energy usage based on your currently installed products and use further site information such as room sizes, required lux or heat levels, hours of usage etc. to design an appropriate scheme and to offer simple to understand payback calculations. Efficient technologies consume less energy and often result in a more comfortable working/learning environment, as well as lower energy bills, and can reduce both short and long term maintenance over the lifetime of the product.

- Save money and prolong the life of your appliances
- Reduce your carbon footprint and energy bills

1 CHANNEL SMART TUYA WIFI KINETIC SWITCH RECEIVER – WHITE



The Tuya 1 Channel Wi-Fi Kinetic Receiver in White allows you to connect your lighting to your smart home app, providing greater control over your lights. It installs easily in the ceiling cap with minimal wiring, making it an ideal solution for renters who want to modernize their lighting controls. You can control your lights directly from your phone for added convenience.

- IP20
- Non Dimmable
- Ideal for small spaces



CUL-40039 1 Channel Smart Tuya Wifi Kinetic Switch Receiver – White

KINETIC 1 CHANNEL SMART TUYA WIFI KINETIC DIMMABLE RECEIVER – WHITE



Enhance your lighting control with the Tuya 1 Channel Dimmer Wi-Fi Kinetic Receiver in White. This Wi-Fi-enabled device lets you effortlessly adjust the lighting mood of your room remotely, without needing to move. Installed into the ceiling cap of your light fitting, it maintains the aesthetic of your space. The receiver is compatible with leading smart home apps and works with dimmable light fittings, all while offering a sleek, minimal white finish.

- IP20
- Dimmable
- Ideal for small spaces



CUL-40040 Kinetic 1 Channel Smart Tuya Wifi Kinetic Dimmable Receiver – White

1 GANG SLIM GRID KINETIC SWITCH ON/OFF MODULE WHITE/ BLACK



- Compatible with MK grid yokes available from all electrical wholesalers
- ON/OFF kinetic switch



CUL-42495 1 Gang Slim Grid Kinetic Switch On Off Module White
CUL-42496 1 Gang Slim Grid Kinetic Switch On Off Module Black

1 GANG SLIM GRID KINETIC SWITCH DIMMABLE MODULE WHITE/ BLACK



- Compatible with MK grid yokes available from all electrical wholesalers
- Centre retractive switch for ON/OFF and dimming when paired with a dimmable receiver



CUL-42497 1 Gang Slim Grid Kinetic Switch Dimmable Module White
CUL-42498 1 Gang Slim Grid Kinetic Switch Dimmable Module Black

1 GANG KINETIC SWITCH SURROUND FOR SLIM GRID – WHITE/BLACK



The 1 Gang Kinetic Surround in Matt White/ Black offers a wireless, hassle-free way to control your lighting. It is perfect for use in areas where durability is key. The switch is battery-free and can be easily installed using adhesive strips, eliminating the need for drilling or re-decorating. Its sleek white/ black finish complements modern interiors, and it can be integrated with smart home assistants for added convenience. Complete with white back/ black back plate. Order switch separately.



CUL-42499 1 Gang Kinetic Switch surround For Slim Grid – White
CUL-42500 1 Gang Kinetic Switch surround For Slim Grid – Black

2 GANG KINETIC SWITCH SURROUND FOR SLIM GRID- WHITE/ BLACK



The 2 Gang Kinetic Surround in Matt White/ Black offers a wireless, hassle-free way to control your lighting. It is perfect for use in areas where durability is key. The switch is battery-free and can be easily installed using adhesive strips, eliminating the need for drilling or re-decorating. Its sleek white finish complements modern interiors, and it can be integrated with smart home assistants for added convenience. Complete with white back/ black back plate. Order switch separately.



CUL-42501 2 Gang Kinetic Switch surround For Slim Grid – White
CUL-42502 2 Gang Kinetic Switch surround For Slim Grid – Black

SINGLE KINETIC SWITCH WITH RECEIVER KIT – WHITE



Single Kinetic Switch with Receiver Kit – White Kit includes:a)
CUL-40038 – 1 Channel Kinetic Receiver RF Versionb) CUL-42495/
CUL-42499 – 1 Gang Slimline Kinetic Switch

- Convenient starter kit utilising the best selling Kineticslimline switch and RF receiver in one pack



CUL-44552 Single Kinetic Switch with Receiver Kit – White

KINETIC SLIM CLICK GRID SWITCH GLOSS WHITE



- Compatible with Scolmore click mini grid yokes available from all electrical wholesalers
- ON/OFF kinetic switch



CUL-44764 Single Kinetic Switch with Receiver Kit – White

KINETIC RF UK PLUG



- RF smart plug for UK 3 pin socket
- Can be controlled with a kinetic switch sold separately



CUL-44766 Kinetic Slim Click Grid Switch Dimmable Gloss White

KINETIC SLIM CLICK GRID SWITCH DIMMABLE GLOSS WHITE



- Compatible with Scolmore click mini grid yokes available from all electrical wholesalers
- Centre retractive switch for ON/OFF and dimming when paired with a dimmable receiver



CUL-44765 Kinetic Slim Click Grid Switch Dimmable Gloss White

KINETIC SMART & RF UK PLUG



- RF+Wi fi smart plug for UK 3 pin socket
- Can be controlled with a kinetic switch sold separately
- Can be controlled with Tuya app



CUL-44767 Kinetic Smart & RF UK Plug

For JCC Integrated Downlight See pages 30-33



The X50 downlight offers selectable wattage and color temperatures, featuring a secure plug-and-play connection and easy access testing terminals for insulation resistance. Its innovative design ensures quick installation and maintenance, making it a versatile choice for modern lighting needs.

JCC | a **LEVITON** company

KINETIC PLATED 1 GANG GRID SWITCH BLACK CHROME



The 1/2 Gang Kinetic Surround in Black Chrome/ Satin Brass/ Satin Nickel offers a wireless, hassle-free way to control your lighting. It is perfect for use in areas where durability is key. The switch is battery-free and can be easily installed using adhesive strips, eliminating the need for drilling or re-decorating. Its black chrome finish complements modern interiors, and it can be integrated with smart home assistants for added convenience.

Order back plate and switch separately.



CUL-44836



CUL-44838



CUL-44839



CUL-44840



CUL-44842



CUL-44843

- CUL-44836** Kinetic Plated 1 Gang Grid Switch Black Chrome
- CUL-44838** Kinetic Plated 1 Gang Grid Switch Satin Brass
- CUL-44839** Kinetic Plated 1 Gang Grid Switch Satin Nickel
- CUL-44840** Kinetic Plated 2 Gang Grid Switch Black Chrome
- CUL-44842** Kinetic Plated 2 Gang Grid Switch Satin Brass
- CUL-44843** Kinetic Plated 2 Gang Grid Switch Satin Nickel

KINETIC BACK HOUSING PLATED GRID SWITCH BODY BLACK / WHITE



- CUL-44844** Kinetic Back Housing Plated Grid Switch Body Black
- CUL-44845** Kinetic Back Housing Plated Grid Switch Body White

1/2/3 GANG INTEGRATED ELECTRIC TO KINETIC SWITCH - WHITE/BLACK



- The quickest and easiest way to add kinetic to your lighting circuit
- Simple replacement for existing lighting switches
- No neutral wire needed
- Both black and white covers/switches are included



- CUL-45722** 1 Gang Integrated electric to kinetic switch- White/Black
- CUL-45723** 2 Gang Integrated electric to kinetic switch- White/Black
- CUL-45724** 3 Gang Integrated electric to kinetic switch- White/Black

RF 1/ RF 2 CHANNEL KINETIC SWITCH ON/OFF RECEIVER NON-DIMMABLE



- Quick-fit connectors
- Easy installation for trade professionals



- CUL-45728** RF 1 Channel Kinetic Switch On/Off Receiver Non-dimmable
- CUL-45729** Smart Kinetic Switch On/Off Receiver Non-dimmable
- CUL-45730** RF 2 Channel Kinetic Switch On/Off Receiver Non-dimmable-
- CUL-45731** Smart Kinetic Switch On/Off Receiver Dimmable White

KINETIC B22 RECEIVER PENDANT KIT



- 150cm drop
- Can be controlled with a kinetic switch sold separately



CUL-45732 Kinetic B22 Receiver Pendant Kit

KINETIC B22 SMART WIFI RECEIVER PENDANT KIT



- 150cm drop
- Can be controlled with a kinetic switch sold separately
- Can be controlled with Tuya app



CUL-45733 Kinetic B22 Smart Wifi Receiver Pendant Kit

KINETIC SLIM CLICK GRID SWITCHES



- Compatible with Scolmore click mini grid yokes available from all electrical wholesalers
- ON/OFF kinetic switch



CUL-45734



CUL-45738

CUL-45734 Kinetic Slim Click Grid Switch Stainless steel
CUL-45738 Kinetic Slim Click Grid Switch Matt Black

2 GANG KINETIC FOB SWITCH GREY IP54



- Compatible with Scolmore click mini grid yokes available from all electrical wholesalers
- Centre retractive switch for ON/OFF and dimming when paired with a dimmable receiver



CUL-45740 2 Gang Kinetic Fob Switch Grey IP54

KINETIC SLIM CLICK GRID SWITCHES



- Compatible with Scolmore click mini grid yokes available from all electrical wholesalers
- Centre retractive switch for ON/OFF and dimming when paired with a dimmable receiver




CUL-45735



CUL-45739

CUL-45735 Kinetic Slim Click Grid Switch Dimmable Satin Nickel
CUL-45739 Kinetic Slim Click Grid Switch Dimmable Matt Black

DRY LINING BOXES



- DPB1** 1 Gang 35mm Dry Lining Box
- DPB2** 2 Gang 35mm Dry Lining Box
- DPB350** 2 x 1 Gang 35mm Dry Lining Dual Box
- DPB146** 1 Gang 48mm Dry Lining Box
- DPB246** 2 Gang 48mm Dry Lining Box

JUNCTION BOXES

CLICK



- WA076** 20A Selective Entry 4 Terminal
- WA079** 20A Selective Entry 4 Terminal (small)
- WA078** 20A Selective Entry 6 Terminal
- WA077** 30A Selective Entry 3 Terminal
- WA222** 60A 3 Terminal

12 WAY STRIP CONNECTOR

niGLON



- PCS2N** 2 Amp Clear
- PCS5N** 5 Amp Clear
- PCS15N** 15 Amp Clear
- PCS30N** 30 Amp Clear

ASHLEY JUNCTION BOXES

:hager

- J201** 20A 4 Terminal Junction Box (small)
- J301** 20A 4 Terminal Junction Box
- J401** 30A 3 Terminal Junction Box
- J501** Halogen Downlight Junction Box
- J601** 20A 6 Terminal Junction Box
- J701** Junction Box without Terminals

17TH EDITION JUNCTION BOXES

- J803** 30A 3 Terminal Junction Box
- J804** 20A 4 Terminal Junction Box



CONNECTOR BLOCKS

CLICK



- PCB35SP** Single Pole 5 Way 100A
- PCB35DP** Double Pole 2 x 5 Way 100A

Accessories - Junction Boxes & Connectors

3-CONDUCTOR THROUGH
TERMINAL BLOCK

WAGO



2106-1301 6,00 mm²; gray

2-CONDUCTOR GROUND
TERMINAL BLOCK
WITH PUSH-BUTTON

WAGO



2216-1207 16,00 mm²;
green-yellow

2-CONDUCTOR GROUND
TERMINAL BLOCK
WITH PUSH-BUTTON

WAGO



2202-2701 2,50 mm²;
gray

2-CONDUCTOR GROUND
TERMINAL BLOCK

WAGO



2204-1207 4,00 mm²;
green-yellow

SPLICING CONNECTOR WITH
LEVERS

WAGO



221-412 2-Conductor

INLINE SPLICING CONNECTOR
WITH LEVERS

WAGO



221-2411 4,00 mm²;
transparent

SPLICING CONNECTOR WITH
LEVERS

WAGO



221-413 Max. 4 mm²;
3-Conductor

SPLICING CONNECTOR WITH
LEVERS

WAGO



221-415 Max 4 mm²;
5-Conductor

SPLICING CONNECTOR WITH
LEVERS

WAGO



221-612 Max. 6 mm²;
2-Conductor

SPLICING CONNECTOR WITH
LEVERS

WAGO



221-613 Max 6 mm²;
3-Conductor

SPLICING CONNECTOR WITH
LEVERS; FOR ALL CONDUCTOR

WAGO



221-615 Max 6 mm²;
5-Conductor

SPLICING CONNECTOR WITH
LEVERS

WAGO



222-412 Max 4 mm²;
2-Conductor

SPLICING CONNECTOR WITH
LEVERS

WAGO



222-413 Max. 4 mm²;
3-Conductor

SPLICING CONNECTOR WITH
LEVERS

WAGO



222-415 Max 4 mm²;
5-Conductor

LIGHTING CONNECTOR;
PUSH-BUTTON
ON LIGHTING SIDE

WAGO



224-101 Max. 2.5 mm²

2-CONDUCTOR LIGHTING
CONNECTOR

WAGO



224-112 Max 2.5 mm²

SERVICE CONNECTOR;
PUSH-BUTTON ON BOTH SIDES

WAGO



224-201 Max 2.5 mm²

PUSH WIRE® SPLICING
CONNECTOR

WAGO



2273-202 Max 2.5 mm²;
2-Conductor

PUSH WIRE® SPLICING
CONNECTOR;
FOR SOLID CONDUCTORS

WAGO



2273-203 Max 2.5 mm²;
3-Conductor

PUSH WIRE® SPLICING
CONNECTOR;
FOR SOLID CONDUCTORS

WAGO



2273-204 Max 2.5 mm²;
4-Conductor

PUSH WIRE® SPLICING
CONNECTOR

WAGO



2273-205

Max. 2.5 mm²;
5-Conductor

PUSH WIRE® SPLICING
CONNECTOR;
FOR SOLID CONDUCTORS

WAGO



2273-208

Max 2.5 mm²;
8-Conductor

SCREWLESS END STOP

WAGO



249-116

6 mm wide

PUSH WIRE® SPLICING
CONNECTOR

WAGO



2773-402

Max 4 mm²;
2-Conductor

PUSH WIRE® SPLICING
CONNECTOR

WAGO



2273-403

Max 4 mm²;
3-Conductor

PUSH WIRE® SPLICING
CONNECTOR

WAGO



2273-404

Max 4 mm²;
4-Conductor

PUSH WIRE® SPLICING
CONNECTOR

WAGO



2273-405

Max. 4 mm²;
5-Conductor

PUSH WIRE® SPLICING
CONNECTOR

WAGO



2273-408

Max 4 mm²;
8-Conductor

CONTROLLER MODBUS TCP

WAGO



750-891

4th generation;
2 x ETHERNET

PUSH WIRE® CONNECTOR
FOR JUNCTION BOXES

WAGO



773-102

Max 2.5 mm²;
2-Conductor

PUSH WIRE® CONNECTOR
FOR JUNCTION BOXES

WAGO



773-104

Max 2.5 mm²;
4-Conductor

PUSH WIRE® CONNECTOR
FOR JUNCTION BOXES

WAGO



773-106

Max 2.5 mm²;
6-Conductor

PUSH WIRE® CONNECTOR
FOR JUNCTION BOXES

WAGO



773-108

Max 2.5mm²;
8-Conductor

PUSH WIRE® CONNECTOR
FOR JUNCTION BOXES

WAGO



773-173

Max 6 mm²;
3-Conductor

OUR BRANCHES

Open 7:30–5:30 (Mon–Fri) & Sat AM

Anglesey:
01248 719077
anglesey@tnr.co.uk

Mochdre:
01492 548123
mochdre@tnr.co.uk

Ashton:
0161 882 9453
ashton@tnr.co.uk

Pwllheli:
01758 719429
pwllheli@tnr.co.uk

Chester:
01244 675779
chester@tnr.co.uk

Rhyl:
01745 356033
rhyl@tnr.co.uk

Crewe:
01270 584671
crewe@tnr.co.uk

Rochdale:
01706 648352
rochdale@tnr.co.uk

Holyhead:
01407 521311
holyhead@tnr.co.uk

Stockport:
0161 480 9141
stockport@tnr.co.uk

Knutsford:
01565 930400
knutsford@tnr.co.uk

Warrington:
01925 650501
warrington@tnr.co.uk

Macclesfield:
01625 433617
macclesfield@tnr.co.uk

Call your local branch
today!



JUNCTION BOX, POLYPROPYLENE

IP66



		Ø CABLE DIAMETER MIN	Ø CABLE DIAMETER MAX	EXTERNAL DIMENSIONS LXWXH
10061999	COMBI 108 BK	3mm	14mm	76 x 76 x 51mm
10061998	COMBI 108/5 BK	3mm	14mm	76 x 76 x 51mm
10060522	COMBI 108 LG	3mm	14mm	76 x 76 x 51mm
10060523	COMBI 108/5 LG	3mm	14mm	76 x 76 x 51mm
10111273	COMBI 108 BK / 3-221-413	3mm	14mm	76 x 76 x 51mm



JUNCTION BOX, POLYPROPYLENE

IP66

IP67



		Ø CABLE DIAMETER MIN	Ø CABLE DIAMETER MAX	EXTERNAL DIMENSIONS LXWXH
10109900	COMBI 206 BK / 3xWAGO 221-413	3mm	12mm	85 x 49 x 51mm
10109901	COMBI 206 LG / 3xWAGO 221-413	3mm	12mm	85 x 49 x 51mm
10109902	COMBI 206 WH / 3xWAGO 221-413	3mm	12mm	85 x 49 x 51mm
10109569	COMBI 206 LG	3mm	12mm	85 x 49 x 51mm
10109571	COMBI 206 BK	3mm	12mm	85 x 49 x 51mm



JUNCTION BOX, POLYPROPYLENE

IP66

IP67



		Ø CABLE DIAMETER MIN	Ø CABLE DIAMETER MAX	EXTERNAL DIMENSIONS LXWXH
10060610	COMBI 308 WH	3mm	12mm	85 x 85 x 51mm
10060611	COMBI 308/5 WH	3mm	12mm	85 x 85 x 51mm
10060580	COMBI 308/5 BK	3mm	12mm	85 x 85 x 51mm
10060581	COMBI 308 BK	3mm	12mm	85 x 85 x 51mm
10060400	COMBI 308 LG	3mm	12mm	85 x 85 x 51mm
10060401	COMBI 308/5 LG	3mm	12mm	85 x 85 x 51mm
10110404	COMBI 308 BK / 3-221-413	3mm	12mm	85 x 85 x 51mm



JUNCTION BOX, POLYPROPYLENE

IP66

IP67



		Ø CABLE DIAMETER MIN	Ø CABLE DIAMETER MAX	EXTERNAL DIMENSIONS LXWXH
10105595	COMBI 407 LG	3mm	12mm	95 x 95 x 60mm
10105601	COMBI 407 BK	3mm	12mm	95 x 95 x 60mm
10105603	COMBI 407/SDK5 BK	3mm	12mm	95 x 95 x 60mm
10109673	COMBI 407 BK / 3-221-413	3mm	12mm	95 x 95 x 60mm



JUNCTION BOX, POLYPROPYLENE

IP66

IP67



10060648	COMBI 607 BK
10010533	COMBI 607 WH
10061779	COMBI 607/5/2xKRM25/20 BK

Ø CABLE DIAMETER MIN	Ø CABLE DIAMETER MAX	EXTERNAL DIMENSIONS LWXH
5.2mm	17mm	110 x 110 x 66mm
5.2mm	17mm	110 x 110 x 66mm
5.2mm	17mm	110 x 110 x 66mm



JUNCTION BOX, POLYPROPYLENE

IP66

IP67



10062210	COMBI 1010 WH
10060702	COMBI 1010 LG

Ø CABLE DIAMETER MIN	Ø CABLE DIAMETER MAX	EXTERNAL DIMENSIONS LXWXH
6mm	21mm	140 x 140 x 82mm
6mm	21mm	140 x 140 x 82mm



JUNCTION BOX, POLYPROPYLENE

IP66

IP67



10101459	COMBI 1210 LG
10101461	COMBI 1210 WH
10101462	COMBI 1210/5 LG
10101463	COMBI 1210/5 BK

Ø CABLE DIAMETER MIN	Ø CABLE DIAMETER MAX	EXTERNAL DIMENSIONS LXWXH
3mm	12mm	160 x 140 x 81mm
3mm	12mm	160 x 140 x 81mm
3mm	12mm	160 x 140 x 81mm
3mm	12mm	160 x 140 x 81mm



JUNCTION BOX, POLYPROPYLENE

IP66

IP67



• 200 x 160 x 94mm

10110739	COMBI 1610 BK
-----------------	---------------

EXTERNAL DIMENSIONS LXWXH
200 x 160 x 94mm

CLEAR DEEP LID SURFACE SEALED BOXES



EC440C5	150x110x140mm
EC440C7	240x190x160mm
EC440C8	300x220x180mm
50109233	190x140x75mm
50106963	240x190x90mm
50106965	460x380x120mm
50106967	460x380x120mm
6816LH	160x120x70mm
6887LH	20x250x135mm

SURFACE SEALED BOXES - LIGHT GREY



50107341	190x140x75mm
815LH	110x110x60mm
816LH	160x120x70mm
886LH	230x180x88mm
887LH	320x250x135mm


DEEP LID SURFACE SEALED BOXES



EC430C5	150x110x140mm
EC430C7	240x190x160mm
EC430C8	300x220x180mm
50106959	190x140x140mm
50106960	380x300x120mm
50106961	380x300x180mm
50106962	460x380x120mm

SWITCH & SOCKET BOXES

PSB116	Box Steel 1G 16mm
PSB125	Box Steel 1G 25mm
PSB225	Box Steel 2G 25mm
PSB135	Box Steel 1G 35mm
PSB235	Box Steel 2G 35mm
PSB148	Box Steel 1G 48mm
PSB248	Box Steel 2G 48mm
PSB25D	Box Steel Dual 2G 25mm
PSB35D	Box Steel Dual 2G 35mm



PLUGS, CONNECTORS & SOCKETS



TNR13PT	Standard Plug Fused 13A
7W-01	13A Heavy Duty Plug White
7B-01	13A Heavy Duty Plug Black
ELS13W-01	One Gang Trailing Socket White
ELS13B-01	One Gang Trailing Socket Black
NTS213/W	Two Gang Trailing Socket White
NTS213/B	Two Gang Trailing Socket Black
NC103B-01	10A In-Line 3 Pin Connectors Black
NC103W-01	10A In-Line 3 Pin Connectors White
TNR4GTS	4 Gang Trailing Socket White 2m Lead
PLSP54G	4W Surge Trailing Socket 2m
PLSP56G	6W Surge Trailing Socket 2m
PLSP58G	8W Surge Trailing Socket 2m

ROTARY ISOLATORS



IP65

- Surface mounting insulating rotary switch, emergency version
- Lockable red knob on yellow flange

GW70431P	16A 2 Pole
GW70434P	32A 2 Pole
GW70432P	16A 3 Pole
GW70435P	32A 3 Pole
GW70437P	63A 3 Pole
GW70433P	16A 4 Pole
GW70436P	32A 4 Pole
GW70438P	63A 4 Pole



GW70434P

CEILING ACCESSORIES

CLICK

PRC015



PRC017



PRC031



PRC009



PRW208



PRW211



- PRC015** Loop Batten Lamp Holder
PRC017 Loop Angled Batten Lamp Holder
PRC031 6" Pendant
PRC009 10A 2 Way Pull Switch
PRW208 10A 3 Pole Pull Cord Fan Isolation Switch + Neon
PRW211 50A DP Pull Cord Mechanical On/Off + Neon

METAL CLAD ACCESSORIES

CLICK



SOCKETS

- CL035** 13A 1 Gang Double Pole Socket
CL036 13A 2 Gang Double Pole Socket

SWITCHES

- CL011** 10A 1 Gang 2 Way Switch
CL012 10A 2 Gang 2 Way Switch
CL013 10A 3 Gang 2 Way Switch

20A SWITCH

- CL023** 20A Double Pole Switch with Neon

SPURS

- CL050** 13A Spur with Cord Outlet
CL051 13A Switched Spur
CL052 13A Spur with Cord Outlet

OUTDOOR 4 GANG MULTI-BOX

- Hinged lid for quick & easy access
- Fully weatherproof to IP55 rating
- 4 way socket strip included
- Wall mountable
- Ideal for transformer linked garden lighting and outdoor appliances



TPS401 Outdoor 4 Gang Multi-Box

S. Lilley & Son Ltd.

BRASS LAMP HOLDERS & ACCESSORIES

- 1003E** B22 Threaded Entry Lampholder with Shade Ring, M10 x 1mm pitch
1035E B22 Threaded Entry Lampholder with Shade Ring, M20 x 1.5mm pitch
3004E B22 Threaded Entry Lampholder without Shade Ring, 1/2" x 26tpi
3011E B22 Batten BESA Lampholder with Shade Ring
3013E B22 Switch Screw Terminal Pushbar Lampholder, 1/2" x 26tpi
3096E Reduction Bush Knurled Head Reducer, 1/2" male to M10 female
5022 E27 Batten Class II Type Ceramic Lampholder
7606ET E27 Threaded Entry Brass Lampholder with Shade Ring, M20 x 1.5mm pitch
9042 E40 Ceramic Lampholder



IEC 309 HP STRAIGHT INDUSTRIAL PLUG

GEWISS

IP44



16A and 32A low voltage industrial plugs.

- Splashproof
- Screw wiring
- Flexible grommet entry
- Standard use

	CURRENT	POLES	VOLTS	COLOUR
GW60001H	16 amp	2P+E	110/130V	Yellow
GW60004H	16 amp	2P+E	220/250V	Blue
GW60008H	16 amp	3P+E	380/415V	Red
GW60009H	16 amp	3P+N+E	380/415V	Red
GW60012H	32 amp	2P+E	110/130V	Yellow
GW60015H	32 amp	2P+E	220/250V	Blue
GW60019H	32 amp	3P+E	380/415V	Red
GW60020H	32 amp	3P+N+E	380/415V	Red

IEC 309 HP STRAIGHT INDUSTRIAL CONNECTOR / COUPLER

GEWISS



16A and 32A low voltage industrial connectors.

- Splashproof
- Screw wiring
- Flexible grommet entry
- Standard use

	CURRENT	POLES	VOLTS	COLOUR
GW62001H	16 amp	2P+E	110/130V	Yellow
GW62004H	16 amp	2P+E	220/250V	Blue
GW62008H	16 amp	3P+E	380/415V	Red
GW62009H	16 amp	3P+N+E	380/415V	Red
GW62012H	32 amp	2P+E	110/130V	Yellow
GW62015H	32 amp	2P+E	220/250V	Blue
GW62019H	32 amp	3P+E	380/415V	Red
GW62020H	32 amp	3P+N+E	380/415V	Red

IEC 309 HP 90° ANGLED SURFACE-MOUNTING SOCKET-OUTLET

GEWISS



16A and 32A low voltage industrial socket outlets.

- Splashproof
- Screw wiring
- Standard use

	CURRENT	POLES	VOLTS	COLOUR
GW62474H	16 amp	2P+E	110/130V	Yellow
GW62477H	16 amp	2P+E	220/250V	Blue
GW62481H	16 amp	3P+E	380/415V	Red
GW62482H	16 amp	3P+N+E	380/415V	Red
GW62485H	32 amp	2P+E	110/130V	Yellow
GW62488H	32 amp	2P+E	220/250V	Blue
GW62492H	32 amp	3P+E	380/415V	Red
GW62493H	32 amp	3P+N+E	380/415V	Red

OUR BRANCHES

Open 7:30–5:30 (Mon–Fri) & Sat AM

Anglesey:

01248 719077

anglesey@tnr.co.uk

Ashton:

0161 882 9453

ashton@tnr.co.uk

Chester:

01244 675779

chester@tnr.co.uk

Crewe:

01270 584671

crewe@tnr.co.uk

Holyhead:

01407 521311

holyhead@tnr.co.uk

Knutsford:

01565 930400

knutsford@tnr.co.uk

Macclesfield:

01625 433617

macclesfield@tnr.co.uk

Mochdre:

01492 548123

mochdre@tnr.co.uk

Pwllheli:

01758 719429

pwllheli@tnr.co.uk

Rhyl:

01745 356033

rhyl@tnr.co.uk

Rochdale:

01706 648352

rochdale@tnr.co.uk

Stockport:

0161 480 9141

stockport@tnr.co.uk

Warrington:

01925 650501

warrington@tnr.co.uk

1 GANG SP 2 WAY SWITCH

CLICK
ScolmoreGROUP

IP66

- Facilitates 1 way or 2 way switching
- Switches interchangeable with MiniGrid® single width modules
- Weatherproof IP66 switch enclosure
- Anthracite grey housing



OA411AGU 10AX 1 Gang 2 Way Weatherproof Switch Unit

1 GANG SP 2 WAY SWITCH

CLICK
ScolmoreGROUP

IP66

- Facilitates 1 way or 2 way switching
- Switches interchangeable with GridPro® modules
- Weatherproof IP66 switch enclosure
- Anthracite grey housing



OA20021AG 20AX 1 Gang 2 Way Weatherproof Switch Unit

2 GANG SP 2 WAY SWITCH

CLICK
ScolmoreGROUP

IP66

- Facilitates 1 way or 2 way switching
- Switches interchangeable with MiniGrid® single width modules
- Weatherproof IP66 switch enclosure
- Anthracite grey housing



OA412AGU 10AX 2 Gang 2 Way Weatherproof Switch Unit

2 GANG SP 2 WAY SWITCH

CLICK
ScolmoreGROUP

IP66

- Facilitates 1 way or 2 way switching
- Switches interchangeable with GridPro® modules
- Weatherproof IP66 switch enclosure
- Anthracite grey housing



OA20022AG 20AX 2 Gang 2 Way Weatherproof Switch Unit

1 GANG SWITCH UNFURNISHED UNIT

CLICK
ScolmoreGROUP

IP66

- Unfurnished unit, accepts MiniGrid® modules
- Weatherproof IP66 switch enclosure
- Anthracite grey housing



OA401AGU 1 Gang Weatherproof Unfurnished Switch Unit - MiniGrid

1 GANG SWITCH UNFURNISHED UNIT

CLICK
ScolmoreGROUP

IP66

- Unfurnished unit, accepts GridPro® modules
- Weatherproof IP66 switch enclosure
- Anthracite grey housing



OA20401AG 1 Gang Weatherproof Unfurnished Switch Unit - GridPro

2 GANG SWITCH UNFURNISHED UNIT

CLICK
ScolmoreGROUP

IP66

- Unfurnished unit, accepts Mini-Grid® modules
- Weatherproof IP66 switch enclosure
- Anthracite grey housing



OA402AGU 2 Gang Weatherproof Unfurnished Switch Unit - MiniGrid

2 GANG SWITCH UNFURNISHED UNIT

CLICK
ScolmoreGROUP

IP66

- Unfurnished unit, accepts GridPro® modules
- Weatherproof IP66 switch enclosure
- Anthracite grey housing



OA20402AG 2 Gang Weatherproof Unfurnished Switch Unit - GridPro

1 GANG 13A DP WEATHERPROOF SWITCHED SOCKET UNIT

CLICK
ScolmoreGROUP

IP66

- Double pole switching
- Lockable enclosure
- Weatherproof IP66 enclosure
- Anthracite grey housing & accessory



OA035AG 1 Gang 13A DP IP66 Weatherproof Switched Socket Unit

1 GANG 13A DP SWITCHED SOCKET UNIT WITH NEON

CLICK
ScolmoreGROUP

IP66

- Double pole switching
- Neon indicator on rocker
- Lockable enclosure
- Weatherproof IP66 enclosure with semi-transparent cover
- Anthracite grey housing & accessory



OA835T 1 Gang 13A DP IP66 Switched Socket Unit With Neon (Semi-Transparent Lid)

2 GANG 13A DP WEATHERPROOF SWITCHED SOCKET UNIT

CLICK
ScolmoreGROUP

IP66

- Double pole switching
- Lockable enclosure
- Inboard rockers
- Weatherproof IP66 enclosure
- Anthracite grey housing & accessory



OA036AG 2 Gang 13A DP IP66 Weatherproof Switched Socket Unit

2 GANG 13A DP OUTBOARD SWITCHED SOCKET UNIT WITH NEON

CLICK
ScolmoreGROUP

IP66

- Double pole switching
- Neon indicator on rocker
- Lockable enclosure
- Weatherproof IP66 enclosure with semi-transparent cover
- Anthracite grey housing & accessory



OA840T 2 Gang 13A DP IP66 Outboard Switched Socket Unit With Neon (Semi-Transparent Lid)

1 GANG WEATHERPROOF UNFURNISHED UNIT

CLICK
ScolmoreGROUP

IP66

- Unfurnished unit, accepts single plate accessories
- Accepts accessories up to 35mm deep
- Lockable enclosure
- Weatherproof IP66 enclosure
- Anthracite grey housing



OA501AG 1 Gang Weatherproof Unfurnished Switch Unit - MiniGrid

13A FUSED CONNECTION DP SWITCHED UNIT WITH NEON

CLICK
ScolmoreGROUP

IP66

- All screw terminals accessible from the top
- Neon indicator
- Lockable enclosure
- Weatherproof IP66 enclosure with semi-transparent cover
- Anthracite grey housing & accessory



OA652T 13A Fused Connection DP Switched IP66 Unit With Neon (Semi-Transparent Lid)

2 GANG WEATHERPROOF UNFURNISHED UNIT

CLICK
ScolmoreGROUP

IP66

- Unfurnished unit, accepts double plate accessories
- Accepts accessories up to 35mm deep
- Lockable enclosure
- Weatherproof IP66 enclosure
- Anthracite grey housing



OA502AG 2 Gang Weatherproof Unfurnished Switch Unit - MiniGrid

13A FUSED CONNECTION DP SWITCHED WEATHERPROOF UNIT WITH NEON

CLICK
ScolmoreGROUP

IP66

- All screw terminals accessible from the top
- Neon indicator
- Lockable enclosure
- Weatherproof IP66 enclosure
- Anthracite grey housing & accessory



OA652AG 2 Gang Weatherproof Unfurnished Switch Unit - GridPro

MASTERSEAL PLUS RANGE

MK MASTERSEAL PLUS RANGE - THRIVES IN THE TOUGHEST CONDITIONS



Masterseal Plus™ has been specifically developed for use in both outdoor and indoor environments, and where wiring devices and accessories would be at risk from penetration by dust or water.

• Robust Construction and Temperature Tolerant

Masterseal Plus™ will not discolour, crack or fade in UV light (unlike many other plastics), and will maintain operation in extremes of heat and cold.

**20 YEAR
GUARANTEE
ON WHOLE
RANGE!**

1 GANG SP 1 WAY SWITCH



IP66

- Supplied with multiple knock-out mounting box
- Indicator that can be wired to illuminate when off or on
- Switches manufactured to BS EN 60669-1

MK56400 10A 1 Gang SP One-Way Switch

1 GANG SP 2 WAY SWITCH



IP66

- Supplied with multiple knock-out mounting box
- Indicator that can be wired to illuminate when off or on
- Switches manufactured to BS EN 60669-1

MK56401 10A 1 Gang SP Two-Way Switch

2 GANG SP 1 WAY SWITCH



IP66

- Supplied with multiple knock-out mounting box
- Indicator that can be wired to illuminate when off or on
- Switches manufactured to BS EN 60669-1

MK56402 10A 2 Gang SP One-Way Switch

1 GANG DP 1 WAY SWITCH



IP66

- Supplied with multiple knock-out mounting box
- Indicator that can be wired to illuminate when off or on
- Switches manufactured to BS EN 60669-1

MK56406 10A 1 Gang DP One-Way Switch

2 GANG SP 2 WAY 'BELL' PUSH



IP66

- Supplied with multiple knock-out mounting box
- Indicator that can be wired to illuminate when off or on
- Switches manufactured to BS EN 60669-1

MK56407 10A 2 Gang SP Two-Way 'Bell' Push Switch

1 GANG DP 1 WAY 'PRESS' SWITCH



IP66

- Supplied with multiple knock-out mounting box
- Indicator that can be wired to illuminate when off or on
- Switches manufactured to BS EN 60669-1

MK56409 20A 1 Gang DP One-Way 'Press' Switch

MASTERSEAL PLUS RANGE

1 GANG DP 1 WAY SWITCH FUSED



IP66

- Supplied with multiple knock-out mounting box
- Seals around virtually any standard 13A plug
- Fitted with a 13A fuse link to BS 1362

MK56410

13A 1 Gang DP One-Way Switch Fused

1 GANG UNSWITCHED SOCKET OUTLET



IP66

- Supplied with multiple knock-out mounting box
- Seals around virtually any standard 13A plug
- BS 1363: Pt2: 1995

MK56480

13A 1 Gang Unswitched Socket Outlet

2 GANG UNSWITCHED SOCKET OUTLET



IP66

- Supplied with multiple knock-out mounting box
- Seals around virtually any standard 13A plug
- BS 1363: Pt2: 1995

MK56481

13A 2 Gang Unswitched Socket Outlet

2 GANG DP SWITCHED SOCKET OUTLET



IP66

- Supplied with multiple knock-out mounting box
- Seals around virtually any standard 13A plug
- BS 1363: Pt2: 1995

MK56482

13A 2 Gang DP Switched Socket Outlet

**20 YEAR
GUARANTEE
ON WHOLE
RANGE!**

RCD 2 GANG DP SWITCHED SOCKET



IP66

- Supplied with multiple knock-out mounting box
- Seals around virtually any standard 13A plug
- Suitable for supply voltage of 240V a.c.

MK56231

13A RCD 2 Gang DP Switched Socket

RCD 1 GANG DP UNSWITCHED SOCKET



IP66

- Supplied with multiple knock-out mounting box
- Seals around virtually any standard 13A plug
- Suitable for supply voltage of 240V a.c.

MK56301

13A RCD 1 Gang DP Unswitched Socket

JUNCTION BOX WITH 4 x 4 WAY TERMINALS



IP66

- Each terminal block accepts four 2.5mm² cables
- BS 6220: 1983

MK56506

30A Junction Box with 4 x Four-Way Terminals

1 GANG FLUSH MOUNTING FRAME



IP66

- Plaster/Tile flush mounting frame with protective cover
- For use with 160 x 117mm products

MK56500

1 Gang Flush Mounting Frame + Cover

UNIVERSAL GAS OR ELECTRIC OVERBOX



- 2mm powder coated aluminium construction
- Overall dimensions 810 x 655 x 100mm
- Full length 316 rust proof stainless steel piano hinge
- No external fixings
- Two budget locks, and internal rag-bolting to the wall, making it cost effective and secure
- Vented for gas boxes
- To fit over maximum size 715 x 560 x 100mm
- Weight - 6kg



OB1 Universal Gas or Electric Overbox with Internal Flange for Fixing

ARCHITRAVE GAS METER OVERBOX



- 2mm powder coated aluminium construction
- Full-length 316 rust proof stainless steel piano hinge
- 2 durable budget locks
- Door vents fitted
- Fixes inside of existing meter box
- Complete with fixings
- Ideal for use when space is limited
- To fit box size 600 x 414 x 70mm
- Air vents in door
- Weight - 4kg



OB8 Gas Overbox - Fixes to Inside of Existing Meter Box

There are OVER 70 BRANDS in this Product Guide, including...



...and we stock many more. Call us today!

DESIGN 10 SWITCH DISCONNECTOR 100A WITH SPD

:hager



STANDARD KNOCK OUTS:

- VML108SPD** 8 Way 100A Switch Type 2 SPD
Dimensions : W 299 x H 246 x D 100mm
- VML112SPD** 12 way 100A SW Type 2 SPD
Dimensions : W 370 x H 246 x D 100mm
- 18 way 100A SW SPD
Dimensions : W 478 x H 246 x D 100mm

ROUND KNOCK OUTS:

- VML108SPDRK** 8 Way 100A Switch Type 2 SPD
Dimensions : W 297 x H 98.2 x D 100mm
- VML112SPDRK** 12 way 100A SW Type 2 SPD
Dimensions : W 368 x H 246 x D 100mm
- VML118SPDRK** 18 way 100A SW SPD
Dimensions : W 476 x H 98.2 x D 100mm

6 WAY 100A SWITCH DISCONNECTOR + SPD

:hager



VR640EVSPD 6 Way 100A Switch disconnecter with 40A DP Switch Neutral RCBO+Type 2 Surge Prot

SPLIT LOAD BOARD WITH SURGE PROTECTION DESIGN 10

:hager



- VML910CUSPD** 10 way Configurable HI 100A, Sw 2*100A 30mA RCCB Type A SPD
Dimensions : W 406 x H 246 x D 100mm
- VML914CUSPD** 14 way Configurable HI 100A, Sw 2*100A 30mA RCCB Type A SPD
Dimensions : W 478 x H 246 x D 100mm

REDUCED HEIGHT RCBOs

LESS HEIGHT. MORE SPACE

:hager

Hager's range of 6kA Reduced Height RCBOs from 6-32A will considerably improve installations where multiple RCBOs are installed in a board.

- The new RCBO in reduced height (92mm) is designed to give more space in the consumer unit
- The functional earth has been removed to allow easier installation
- The product comes with the anti-counterfeiting identification

- ADA306G** 1P 6kA B Curve -6A, 30mA 1M Type A
- ADA310G** 1P 6kA B Curve -10A, 30mA 1M Type A
- ADA316G** 1P 6kA B Curve -16A, 30mA 1M Type A
- ADA320G** 1P 6kA B Curve -20A, 30mA 1M Type A
- ADA325G** 1P 6kA B Curve -25A, 30mA 1M Type A
- ADA332G** 1P 6kA B Curve -32A, 30mA 1M Type A



SWITCH DISCONNECTOR INCOMER DESIGN 10

:hager

Enclosures come supplied with a full metal DIN rail, 63A or 100A switch disconnecter incomer and full complement of earth and neutral terminals along with marking labels, busbar and instructions.

- Complies with BS EN 61439-3 Annex ZB

- VML202** 2 Way 63A
- VML206** 6 Way 63A
- VML106** 6 Way 100A
- VML110** 10 Way 100A
- VML114** 14 Way 100A
- VML120** 20 Way 100A
- VML110RK** 10 Way 100A
- VML114RK** 14 Way 100A
- VML120RK** 20 Way 100A



MINIATURE CIRCUIT BREAKERS

:hager



The MTN Miniature Circuit Breakers MCBs detect overcurrents due to both overload and fault currents. The MTN range are Type B breakers, this means they will trip between 3 and 5 time full load current which is suitable for most domestic installations. The MCB will operate and interrupt the supply to prevent damage to the installation.

MTN106	1P 6kA B Curve -6A 1M Type B
MTN110	1P 6kA B Curve -10A 1M Type B
MTN116	1P 6kA B Curve -16A 1M Type B
MTN120	1P 6kA B Curve -20A 1M Type B
MTN132	1P 6kA B Curve -32A 1M Type B
MTN140	1P 6kA B Curve -40A 1M Type B

CU SURGE PROTECTION KIT T2 SPD

:hager



VMES02SPD CU Surge Protection Kit T2 SPD

2 WAY METAL GARAGE CONSUMER UNIT DESIGN 10

:hager

IP44



Enclosure comes complete with 40A 30mA RCCB Incomer, 32A MCB and 6A MCB, earth and neutral connections, busbar, grommet strip, marking labels and instructions.

Dimensions : W 155 x H 246 x D 83mm

VML24AH 2 Way Metal Garage Consumer Unit

:hager

18TH EDITION BOARDS ALL METAL CONSUMER UNITS

SPLIT LOAD BOARDS

VML910CU	10 Way Split Load High Integrity 100A Mains Switch 2 x 100A Type A RCCB
VML916CU	16 Way Split Load High Integrity 100A Mains Switch 2 x 100A Type A RCCB
VML955H	10 Way Split Load Board 100A Mains Switch 2 x 100A Type A RCCB
VML955HRK	10 Way Split Load Board 100A Mains Switch 2 x 100A Type A RCCB with Round Knockouts
VML966H	12 Way Split Load Board 100A Mains Switch 2 x 100A Type A RCCB



VML914CUSPD


WISKA
make power smile

MULTIPLE CABLE ENTRY REACHING A NEW LEVEL IN CABLE ENTRY

IP66

The TKS 32 is a membrane with 4 entries giving IP66 protection and cable retention for quick and easy installation. Simply push the TKS into the unit, insert cable through the membrane and complete installation. Suitable for 16 or 25 mm tails and 10 or 16 mm earth.

Ideal for both internal and external applications, glow wire tested to 960°C. The flush fitting saves on space, and with no additional locknut you also save on time and money.



TKS32 32mm IP66 Tail Kit insert with strain relief

REAR STAND OFF PLATE, DESIGN30, CONSUMER UNIT

:hager



VM01SP

CABLE ENTRY PLATE, DESIGN RANGE, INSULATED, 5 PIECES

:hager



VM02CE

30MM*40MM CABLE ENTRY CLOSED (PACK 10)

:hager



VM03CB

:hager

125A INVICTA 3 TYPE B DISTRIBUTION BOARDS

THE SOLUTION FOR MODERN COMMERCIAL INSTALLATIONS

IP3X



- You can install a meter next to the incoming device. Another option is to install a surge protection device
- Trunking and cable entry facility means there is no need to use paxolin. Cable protection is built into the endplate cable entry
- Transparent IPX2 neutral cover allows for ease of cable installation. Screws fully turned down for easy and fast cabling
- Earth terminal bars are mounted offset to neutral terminal bars and angled towards the installer
- No spacers required to mount boards, cableways or extension boxes. Boxes can be mounted at the top or to either side of the board
- 100A top tap off for simple board extensions or for an additional MCB up to 100A
- Ease of phase indication L1, L2, L3 mouldings show through when the front cover is fitted

JK104BG	125A 4 Way TPN Board Glazed
JK106BG	125A 6 Way TPN Board Glazed
JK108BG	125A 8 Way TPN Board Glazed
JK112BG	125A 12 Way TPN Board Glazed
JK116BG	125A 16 Way TPN Board Glazed
JK118BG	125A 18 Way TPN Board Glazed
JK124BG	125A 24 Way TPN Board Glazed

- Surface mounted steel enclosures
- Fully shrouded copper busbar, rated 25kA short circuit conditional current
- Supplied without incoming and outgoing devices
- Complies with BS EN 61439-3

SWITCH INCOMER KITS

:hager



- Fits within distribution board
- Supplied without incoming and outgoing devices
- Must only be used within Invicta 3 distribution boards

JK11003S	100A 3 Pole JK1
JK11004S	100A 4 Pole JK1
JK11253S	125A 3 Pole JK1

:hager

RCBOS

IP20



ADB406U	SP B Curve Type A RCB0 6A 30mA 10kA
ADB410U	SP B Curve Type A RCB0 10A 30mA 10kA
ADB416U	SP B Curve Type A RCB0 16A 30mA 10kA
ADB420U	SP B Curve Type A RCB0 20A 30mA 10kA
ADB425U	SP B Curve Type A RCB0 25A 30mA 10kA
ADB432U	SP B Curve Type A RCB0 32A 30mA 10kA
ADB440G	SP B Curve Type A RCB0 40A 30mA 10kA
ADB440U	SP B Curve Type A RCB0 40A 30mA 10kA
ADB445G	SP B Curve Type A RCB0 45A 30mA 10kA
ADB450U	SP B Curve Type A RCB0 50A 30mA 10kA
ADB406U	SP B Curve Type A RCB0 6A 30mA 10kA
ADB410U	SP B Curve Type A RCB0 10A 30mA 10kA
ADB416U	SP B Curve Type A RCB0 16A 30mA 10kA
ADB420U	SP B Curve Type A RCB0 20A 30mA 10kA
ADB432U	SP B Curve Type A RCB0 32A 30mA 10kA

MINIATURE CIRCUIT BREAKERS 1P

:hager



- Protection of circuits against short circuits
- Protection of circuits against overload current
- Control
- Isolation

NBN106A	1P 10kA B-6A 1M
NBN110A	1P 10kA B-10A 1M
NBN116A	1P 10kA B-16A 1M
NBN120A	1P 10kA B-20A 1M
NBN125A	1P 10kA B-25A 1M
NBN132A	1P 10kA B-32A 1M
NBN140A	1P 10kA B-40A 1M
NBN150A	1P 10kA B-50A 1M
NBN163A	1P 10kA B-63A 1M
NCN106A	1P 10kA C-6A 1M
NCN110A	1P 10kA C-10A 1M
NCN116A	1P 10kA C-16A 1M
NCN120A	1P 10kA C-20A 1M
NCN125A	1P 10kA C-25A 1M
NCN132A	1P 10kA C-32A 1M
NCN140A	1P 10kA C-40A 1M
NCN150A	1P 10kA C-50A 1M
NCN163A	1P 10kA C-63A 1M

MINIATURE CIRCUIT BREAKERS 3P

:hager



- Protection of circuits against short circuits
- Protection of circuits against overload current
- Control
- Isolation

NBN306A	3P 10kA B-6A 3M
NBN310A	3P 10kA B-10A 3M
NBN316A	3P 10kA B-16A 3M
NBN320A	3P 10kA B-20A 3M
NBN325A	3P 10kA B-25A 3M
NBN332A	3P 10kA B-32A 3M
NBN340A	3P 10kA B-40A 3M
NBN350A	3P 10kA B-50A 3M
NBN363A	3P 10kA B-63A 3M
NCN306A	3P 10kA C-6A 3M
NCN310A	3P 10kA C-10A 3M
NCN316A	3P 10kA C-16A 3M
NCN320A	3P 10kA C-20A 3M
NCN325A	3P 10kA C-25A 3M
NCN332A	3P 10kA C-32A 3M
NCN340A	3P 10kA C-40A 3M
NCN350A	3P 10kA C-50A 3M
NCN363A	3P 10kA C-63A 3M



ACTI9 ISOBAR P QUICK SMART INSTALLATIONS

Schneider's Isobar distribution boards have come to represent premium levels of performance. Their latest evolution, Isobar P, further enhances this reputation by launching the first plug-on neutral and functional earth RCBO.

Acti9 Isobar P Philosophy

Acti9 Isobar P is a complete range of type tested single and three phase distribution boards for commercial and industrial applications, available in Standard, Split Metered, Meter Ready, Multi-Service and Heavy Duty variants.

Isobar P distribution boards now offer new and unparalleled reliability, protection and simplified installation whilst building on existing market leading Isobar solutions.

- Flexible and upgradeable to adapt to the evolving needs of any installation e.g. phase and neutral switching, DC, 110VAC
- Adaptable to incorporate monitoring, control and communications for asset management and analysis
- Recyclable and recoverable materials with RoHS & REACH compliance
- Exclusive new features as well as the unique Isobar disconnection function
- Enhanced discrimination and cascading performance
- Phase and neutral switching
- 5 Year distribution board warranty
- Wireless energy-sensing
- Plug-on wire-less RCBO
- Visible tripped indication
- Full IP2X internal rating

Quicker and easier to install

Bringing the flexibility of Isobar and the control and communication functionality of Acti9 to provide a comprehensive solution.

Isobar P – the new way to install RCBO connections

- Time saving due to the quick and simple plug-on technology
- Fast and efficient due to absence of functional Neutral and Earth wires to unravel and straighten
- No need to cut, dress or terminate any functional wires

Efficiency for your customers, and theirs!

Isobar P offers connectivity with the wider Acti9 offer, including control and command, flexibility and metering as well as power distribution - providing the efficiency your customers deserve.

- Designed for protection, even in the most demanding environments
- Safety matters most and Acti9 Isobar P gives you, your customers and their installations the highest level of protection available
- Offering unparalleled levels of protection and operational performance
- Connectivity to enable you to monitor, control, optimise and protect the life of your assets



DISTRIBUTION BOARDS TYPE A

SEA9APN6	Distribution Board 'P' SP 6W Type A 125A
SEA9APN10	Distribution Board 'P' SP 10W Type A 125A
SEA9APN14	Distribution Board 'P' SP 14W Type A 125A
SEA9APN18	Distribution Board 'P' SP 18W Type A 125A

DISTRIBUTION BOARDS TYPE B

SEA9BPN6	Distribution Board 'P' TP 6W Type B 250A
SEA9BPN8	Distribution Board 'P' TP 8W Type B 250A
SEA9BPN12	Distribution Board 'P' TP 12W Type B 250A
SEA9BPN18	Distribution Board 'P' TP 18W Type B 250A
SEA9BPN24	Distribution Board 'P' TP 24W Type B 250A

INCOMERS

SEA9PNI1604	INCOMER SW/DISC 'P' 4P 160A
SEA9PNI1603	INCOMER SW/DISC 'P' 3P+N 160A
SEA9PNI2503	INCOMER SW/DISC 'P' 3P+N 250A

RCBOS TYPE B

A9D56806	RCBO 'P' SPN 6A 30MA Type B
A9D56810	RCBO 'P' SPN 10A 30MA Type B
A9D56816	RCBO 'P' SPN 16A 30MA Type B
A9D56820	RCBO 'P' SPN 20A 30MA Type B
A9D56832	RCBO 'P' SPN 32A 30MA Type B

RCBOS TYPE C

A9D05806	RCBO 'P' SPN 6A 30MA Type C
A9D05810	RCBO 'P' SPN 10A 30MA Type C
A9D05816	RCBO 'P' SPN 16A 30MA Type C
A9D05820	RCBO 'P' SPN 20A 30MA Type C
A9D05832	RCBO 'P' SPN 32A 30MA Type C
A9D05840	RCBO 'P' SPB 40A 30MA Type C

DISTRIBUTION BOARD - LOADCENTRE KQ



- BSEN61439-1 Compliant
- 250A rated
- Range of internal incomers for all applications including lugs, switches, RCCBs and MCCBs



SE36B250
SE54B250

SE12B250
SE18B250
SE24B250

- SE12B250** B type - 3 phase - 250A - 4 ways
SE18B250 B type - 3 phase - 250A - 24 ways
SE24B250 B type - 3 phase - 250A - 8 ways
SE36B250 B type - 3 phase - 250A - 12 TPN
SE54B250 B type - 3 phase - 250A - 18 TPN

DISTRIBUTION BOARD - LOADCENTRE KQ



- A higher performance level than a consumer unit
- Modular solution which is flexible
- Metering and integral control options
- Steel enclosure material
- 17, 18mm modules per row



SE72B250 B type - 3 phase - 250A - 24 ways

DISTRIBUTION BOARD - LOADCENTRE KQ



- BSEN61439-1 Compliant
- 125A rated
- Joint Together Top/Bottom Or Side/Side



SE125A6
SE125A8

SE125A12

- SE125A6** A type - single phase - 125A - 6 ways
SE125A8 A type - single phase - 125A - 8 ways
SE125A12 A type - single phase - 125A - 12 ways

DISTRIBUTION BOARD - LOADCENTRE KQ



- A higher performance level than a consumer unit
- Modular solution which is flexible
- Metering and integral control options
- Steel enclosure material
- Knock-out cable entry
- 270x456x127(HxWxD)



SE125A16 A type - single phase - 125A - 6 ways

DISTRIBUTION BOARD - LOADCENTRE KQ



- BSEN 61009 Compliant
- 125A rated
- Permanent non-removable factory fitted barriers
- 50% Fewer Connections, Reliable Connection
- Time Saving On Installation



SE125SW2 125A 2 Pole type A LoadCentre KQ+ DIN incoming devices

DISTRIBUTION BOARD - LOADCENTRE KQ



- BSEN 60947-3 Compliant
- 125A rated
- Permanent non-removable factory fitted barriers
- 50% Fewer Connections, Reliable Connection
- Time Saving On Installation



SE125SW4



SE125SW3L

- SE125SW4** 125A 4 Pole type B LoadCentre KQ incoming devices
SE125SW3L 125A 3P+N type B LoadCentre KQ incoming devices

SINGLE PHASING KIT



SE125SPP single phasing kit, LoadCentre, 125A for KQ type B

RCBO - FOR C-TYPE AND B-TYPE



- This Acti9 iC60 is a modular residual current breaker with overcurrent protection (RCBO)
- The Ue operational voltage is 150VAC to 230VAC
- The earth leakage protection class is A type with a sensitivity of 30mA. The earth-leakage protection time delay is instantaneous
- The Icn rated short circuit breaking capacity is up to 10000A according IEC 61009-2-2 standard
- Its unique Visitrip indicator reduces intervention time by showing the faulty circuit
- Its Visisafe green strip guarantees the physical opening of the contacts to allow downstream maintenance
- Its fast closing mechanism independent of manual operation improves its service life
- This product is compliant with IEC 61009-1 and IEC 61009-2-2 standard
- It has an electrical endurance going up to 10000 cycles and a mechanical endurance going up to 20000 cycles
- The Ue operational voltage is 150VAC to 230VAC
- Acti 9 - earth leakage circuit breaker - 1P + N - 6A - C - 30mA - 10000 A



- SEE106C03** Acti9 - earth leakage circuit breaker - 1P + N - 6A - C - 30mA - 10000 A
- SEE110C03** Acti9 - earth leakage circuit breaker - 1P + N - 10A - C - 30mA - 10000 A
- SEE116C03** Acti9 - earth leakage circuit breaker - 1P + N - 16A - C - 30mA - 10000 A
- SEE120C03** Acti9 - earth leakage circuit breaker - 1P + N - 20A - C - 30mA - 10000 A
- SEE132C03** Acti 9 - earth leakage circuit breaker - 1P + N - 32A - C - 30mA - 10000 A

- SEE106B03** Acti9 - earth leakage circuit breaker - 1P + N - 6A - B - 30mA - 10000 A
- SEE110B03** Acti9 - earth leakage circuit breaker - 1P + N - 10A - B - 30mA - 10000 A
- SEE116B03** Acti9 - earth leakage circuit breaker - 1P + N - 16A - B - 30mA - 10000 A
- SEE120B03** Acti9 - earth leakage circuit breaker - 1P + N - 20A - B - 30mA - 10000 A
- SEE132B03** Acti9 - earth leakage circuit breaker - 1P + N - 32A - B - 30mA - 10000 A

MINIATURE CIRCUIT BREAKER



- This Acti9 iKQ product is a low voltage miniature circuit breaker (MCB)
- The Ue operational voltage is 415VAC. The Ui rated insulation voltage is 440VAC
- The Icn rated short circuit breaking capacity is up to 10000A at 415VAC conforming to EN/IEC 60898-1 standard
- This product is compliant with EN/IEC 60898-1 standard
- This miniature circuit breaker combines functions of circuit protection against short circuit and overload current, control and isolation - only **SE10C320**
- This miniature circuit breaker protects circuit against short circuit and overload current - only **SE10C332**
- The trip free mechanism operates even when the toggle is locked on
- There is a positive contact indication to be guaranteed with on/off indication



- SE10C320** Acti9 iKQ 3P 20A C Miniature Circuit breaker
- SE10C332** Acti9 iKQ 3P 32A C Miniature Circuit breaker

MINIATURE CIRCUIT BREAKER



- This Acti9 iKQ product is a low voltage miniature circuit breaker (MCB)
- The Ue operational voltage is 240VAC. The Ui rated insulation voltage is 440VAC
- The Icn rated short circuit breaking capacity is up to 10000A at 240VAC conforming to EN/IEC 60898-1 standard
- This product is compliant with EN/IEC 60898-1 standard
- This miniature circuit breaker combines functions of circuit protection against short circuit and overload current, control and isolation
- The trip free mechanism operates even when the toggle is locked on
- There is a positive contact indication to be guaranteed with on/off indication



- SE10B106** Acti9 iKQ 1P 6A B Miniature Circuit breaker
- SE10B110** Acti9 iKQ 1P 10A B Miniature Circuit breaker
- SE10B116** Acti9 iKQ 1P 16A B Miniature Circuit breaker
- SE10B120** Acti9 iKQ 1P 20A B Miniature Circuit breaker
- SE10B132** Acti9 iKQ 1P 32A B Miniature Circuit breaker

- SE10C106** Acti9 iKQ 1P 6A C Miniature Circuit breaker
- SE10C110** Acti9 iKQ 1P 10A C Miniature Circuit breaker
- SE10C116** Acti9 iKQ 1P 16A C Miniature Circuit breaker
- SE10C120** Acti9 iKQ 1P 20A C Miniature Circuit breaker
- SE10C132** Acti9 iKQ 1P 32A C Miniature Circuit breaker

3 PHASE ENCLOSED STARTERS - 415V



- Complete with thermal overload

LE1M35N708	0.75
LE1M35N710	1.5
LE1M35N712	2.2
LE1M35N714	3
LE1M35N716	4
LE1M35N721	5.5
LE1M35N722	7.5

LE1M35N708



RELAYS



RXM4AB2P7



RUMC21JD	8 Pin 2PCO, 12V dc Coil
RUMC21BD	8 Pin 2PCO, 24V dc Coil
RUMC21B7	8 Pin 2PCO, 24V ac Coil
RUMC21F7	8 Pin 2PCO, 110V ac Coil
RUMC21P7	8 Pin 2PCO, 230-240V ac Coil
RUMC31JD	11 Pin 3PCO, 12V dc Coil
RUMC31BD	11 Pin 3PCO, 24V dc Coil
RUMC31B7	11 Pin 3PCO, 24V ac Coil
RUMC31F7	11 Pin 3PCO, 110V ac Coil
RUMC31P7	11 Pin 3PCO, 230-240V ac Coil
RXM4AB2BD	14 Pin 4PCO, 24V dc Coil
RXM4AB2B7	14 Pin 4PCO, 24V ac Coil
RXM4AB2F7	14 Pin 4PCO, 110V ac Coil
RXM4AB2P7	14 Pin 4PCO, 230-240V ac Coil

THERMAL OVERLOAD RELAYS



- For use with LC1D 3 Pole Contactors and LE*GBT***7 enclosed starters

LRD07	1.6 to 2.5A
LRD08	2.5 to 4A
LRD10	4 to 6A
LRD12	5.5 to 8A
LRD14	7 to 10A
LRD16	9 to 13A
LRD21	12 to 18A
LRD22	16 to 24A
LRD32	23 to 32A
LRD340	30 to 40A (for Contactors LC1D**A*7 only)
LRD350	37 to 50A (for Contactors LC1D**A*7 only)
LRD365	48 to 65A (for Contactors LC1D**A*7 only)

LRD21



RELAY BASES



RUCZ3M



RUCZ2M	8 Pin Relay 2PCO Base
RUCZ3M	11 Pin Relay 3PCO Base
RXZE2S114M	14 Pin Relay 4PCO Base

3 & 4 POLE CONTACTORS



LC1D09B7



3 POLE CONTACTORS

LC1D09B7	9A AC3, 25A AC1, 24V ac Coil
LC1D09F7	9A AC3, 25A AC1, 110V ac Coil
LC1D09P7	9A AC3, 25A AC1, 230-240V ac Coil
LC1D18B7	18A AC3, 32A AC1, 24V ac Coil
LC1D18F7	18A AC3, 32A AC1, 110V ac Coil
LC1D18P7	18A AC3, 32A AC1, 230-240V ac Coil
LC1D32B7	32A AC3, 50A AC1, 24V ac Coil
LC1D32F7	32A AC3, 50A AC1, 110V ac Coil
LC1D32P7	32A AC3, 50A AC1, 230-240V ac Coil
LC1D40AF7	40A AC3, 60A AC1, 110V ac Coil
LC1D40AN7	40A AC3, 60A AC1, 415V ac Coil
LC1D65AF7	65A AC3, 80A AC1, 110V ac Coil

4 POLE CONTACTORS

LC1DT25B7	25A AC1, 24V ac Coil
LC1DT25P7	25A AC1, 230-240V ac Coil
LC1DT40B7	40A AC1, 24V ac Coil
LC1DT40P7	40A AC1, 230-240V ac Coil

RELAY RETAINING CLIP



- Metal hold down clip



RXZ400	14 Pin Relay Retaining Clip
--------	-----------------------------

CONTACT BLOCKS



- Can be added to ZB5AZ101/102 Head

ZBE101



ZBE101	Pack of 5 Additional 1 N/O Contact Block
ZBE102	Pack of 5 Additional 1 N/C Contact Block

CONTACT BLOCKS



- For use with any ZB5A Head

ZB5AZ101



ZB5AZ101 Body with 1 Normally Open Contact Block
ZB5AZ102 Body with 1 Normally Closed Contact Block

CONTROL STATIONS



XALD324



XALD213 Start/Stop Pushbutton Control Station - Start Button has 1 N/O Contact, Stop has 1 N/C Contact
XALD222 Raise/Lower 2 Pushbutton Control Station - Each Direction Button has 1 N/O Contact
XALD324 Raise/Lower/Stop Control Station - Each Direction Button has 1 N/O Contact, Stop has 1 N/C Contact

PUSHBUTTON HEADS



ZB5AA4



ZB5AA4 Red Pushbutton Head
ZB5AA3 Green Pushbutton Head
ZB5AA2 Black Pushbutton Head

EMERGENCY STOP CONTROL STATIONS



- Trigger action latching
- Turn to release
- 40mm knob



XALK178F Emergency Stop Control Station 1 N/C Contact

EMERGENCY STOP PUSHBUTTON HEAD



- Trigger action latching
- Turn to release
- 30mm knob



ZB5AS834 Emergency Stop Pushbutton Head

EMPTY ENCLOSURES



- Empty control station



XALD01 Empty Enclosure Single Hole
XALD02 Empty Enclosure Two Hole
XALD03 Empty Enclosure Three Hole

STAYPUT SELECTOR SWITCH HEADS



ZB5AD2



ZB5AD2 2 Position Stayput Selector Switch Head
ZB5AD3 3 Position Stayput Selector Switch Head

2 POSITION STAYPUT KEYSWITCH HEAD



- 2 position
- Black plastic
- Non-illuminated



ZB5AG2 2 Position Stayput Keyswitch Head

SUPER BRIGHT LED LAMPS



XB7EV04GP



XB7EV04BP Red Super Bright LED Lamp 24V DC / 24V AC
XB7EV04GP Red Super Bright LED Lamp 110V AC
XB7EV04MP Red Super Bright LED Lamp 230 / 240 V AC
XB7EV03BP Green Super Bright LED Lamp 24V DC / 24V AC
XB7EV03GP Green Super Bright LED Lamp 110V AC
XB7EV03MP Green Super Bright LED Lamp 230 / 240 V AC

METAL INDUSTRIAL FLAT BOXES

IP66



- Spacial SBM
- Grey steel
- Sturdy
- Good ingress protection
- Easy installation



NSYSBM15158	Metal Industrial Flat Box 150x150x80
NSYSBM15208	Metal Industrial Flat Box 150x200x80
NSYSBM20208	Metal Industrial Flat Box 200x200x80
NSYSBM203012	Metal Industrial Flat Box 200x300x120
NSYSBM151512	Metal Industrial Flat Box 150x150x120
NSYSBM152012	Metal Industrial Flat Box 150x200x120
NSYSBM202012	Metal Industrial Flat Box 200x200x120
NSYSBM303012	Metal Industrial Flat Box 300x300x120
NSYSBM204012	Metal Industrial Flat Box 200x400x120

FIXING LUGS



- Spacial SBM
- Steel

NSYAEFFFSB



NSYAEFTB



NSYAEFFFSB	4 x External Fixing Lugs
NSYAEFTB	Set of 4 Wall Fixing Lugs for TBS Boxes

DIN MOUNTING RAIL FOR BOX



- Spacial SBM
- Steel



NSYAMRD40357SB	DIN 35x7,5 Rail for Box 400
NSYAMRD15357SB	DIN 35x7,5 Rail for Box 150
NSYAMRD20357SB	DIN 35x7,5 Rail for Box 200
NSYAMRD30357SB	DIN 35x7,5 Rail for Box 300
NSYAMRD11357TB	DIN 35x7,5 Rail for Box 116
NSYAMRD16357TB	DIN 35x7,5 Rail for Box 164
NSYAMRD19357TB	DIN 35x7,5 Rail for Box 192
NSYAMRD24357TB	DIN 35x7,5 Rail for Box 241
NSYAMRD29357TB	DIN 35x7,5 Rail for Box 291
NSYAMRD34357TB	DIN 35x7,5 Rail for Box 341

ABS INDUSTRIAL BOX



- Thalassa TBS
- Grey ABS



NSYTBS775	ABS Industrial Box 74x74x54 lo
NSYTBS11116	ABS Industrial Box 116x116x62 lo
NSYTBS1397	ABS Industrial Box 138x93x72 lo
NSYTBS16128	ABS Industrial Box 164x121x87 lo
NSYTBS19128	ABS Industrial Box 192x121x87 lo
NSYTBS19168	ABS Industrial Box 192x164x87 lo
NSYTBS191610H	ABS Industrial Box 192x164x105 hi
NSYTBS24198	ABS Industrial Box 241x192x87 lo
NSYTBS241910H	ABS Industrial Box 241x192x105 hi
NSYTBS241912H	ABS Industrial Box 241x192x128 hi
NSYTBS29248	ABS Industrial Box 291x241x87 lo
NSYTBS342912	ABS Industrial Box 341x291x128 lo

METAL MOUNTING PLATES



- Spacial SBM
- Steel



NSYMM24SB	Metal Mounting Plate 200x400
NSYMM33SB	Metal Mounting Plate 300x300
NSYMM23SB	Metal Mounting Plate 200x300
NSYMM22SB	Metal Mounting Plate 200x200
NSYMM12SB	Metal Mounting Plate 150x200
NSYMM11SB	Metal Mounting Plate 150x150

WHY CHOOSE TNR?



- 13 branches
- Same day delivery
- Guaranteed stock
- Knowledgeable staff
- Excellent value and choice
- 20,000+ products in stock
- Great deals, every day
- Trade accounts

OFFSET BOLTED FUSES

DELIGO

HRC FUSE FIX 37.5 12 DIA

- FSTD2 HRC Fuse 2A Fix 37.5 12 DIA
- FSTD6 HRC Fuse 6A Fix 37.5 12 DIA
- FSTD10 HRC Fuse 10A Fix 37.5 12 DIA
- FSTD16 HRC Fuse 16A Fix 37.5 12 DIA
- FSTD20 HRC Fuse 20A Fix 37.5 12 DIA
- FSTD25 HRC Fuse 25A Fix 37.5 12 DIA

HRC FUSE FIX 44.5 13.8 DIA

- FNIT2 HRC Fuse 2A Fix 44.5 13.8 DIA
- FNIT4 HRC Fuse 4A Fix 44.5 13.8 DIA
- FNIT6 HRC Fuse 6A Fix 44.5 13.8 DIA
- FNIT10 HRC Fuse 10A Fix 44.5 13.8 DIA
- FNIT16 HRC Fuse 16A Fix 44.5 13.8 DIA
- FNIT20 HRC Fuse 20A Fix 44.5 13.8 DIA
- FNIT25 HRC Fuse 25A Fix 44.5 13.8 DIA
- FNIT32 HRC Fuse 32A Fix 44.5 13.8 DIA

HRC FUSE FIX 73 24MM DIA

- FAA02 HRC Fuse 2A Fix 73 24mm DIA
- FAA06 HRC Fuse 6A Fix 73 24mm DIA
- FAA10 HRC Fuse 10A Fix 73 24mm DIA
- FAA16 HRC Fuse 16A Fix 73 24mm DIA
- FAA20 HRC Fuse 20A Fix 73 24mm DIA
- FAA32 HRC Fuse 32A Fix 73 24mm DIA

HRC FUSE FIX 73 21.4 DIA

- FBA40 HRC Fuse 40A Fix 73 21.4 DIA
- FBA50 HRC Fuse 50A Fix 73 21.4 DIA
- FBA63 HRC Fuse 63A Fix 73 21.4 DIA
- BA063M80 HRC Fuse 63/80A Fix 73 21.4 DIA

HRC FUSE FIX 94 21.4 DIA

- CE032 HRC Fuse 32A Fix 94 21.4 DIA
- CE050 HRC Fuse 50A Fix 94 21.4 DIA
- CE063 HRC Fuse 63A Fix 94 21.4 DIA
- CE080 HRC Fuse 80A Fix 94 21.4 DIA
- CE0100 HRC Fuse 100A Fix 94 21.4 DIA
- CE0100M125 HRC Fuse 100/125A Fix 94 21.4 DIA
- CE0100M160 HRC Fuse 100/160A Fix 94 21.4 DIA

HRC FUSE FIX 94 31 DIA

- DE0125 HRC Fuse 125A Fix 94 31 DIA
- DE0160 HRC Fuse 160A Fix 94 31 DIA
- DE0200 HRC Fuse 200A Fix 94 31 DIA
- DE0200M250 HRC Fuse 200A Motor Rated 250A



OFFSET BLADE FUSES

DELIGO

HRC FUSE L48 12 DIA

- SSD2 HRC Fuse 2A L48 12 DIA
- SSD4 HRC Fuse 4A L48 12 DIA
- SSD6 HRC Fuse 6A L48 12 DIA
- SSD10 HRC Fuse 10A L48 12 DIA
- SSD16 HRC Fuse 16A L48 12 DIA
- SSD25 HRC Fuse 25A L48 12 DIA
- SSD32 HRC Fuse 32A L48 12 DIA

HRC FUSE L58.7 13.8 DIA

- FNS2 HRC Fuse 2A L58.7 13.8 DIA
- FNS4 HRC Fuse 4A L58.7 13.8 DIA
- FNS6 HRC Fuse 6A L58.7 13.8 DIA
- FNS10 HRC Fuse 10A L58.7 13.8 DIA
- NSD16 HRC Fuse 16A L58.7 13.8 DIA
- FNS20 HRC Fuse 20A L58.7 13.8 DIA
- FNS25 HRC Fuse 25A L58.7 13.8 DIA
- FNS32 HRC Fuse 32A L58.7 13.8 DIA

HRC FUSE CLIP

- ESD16 HRC Fuse Clip in 16 Amp
- ESD20 HRC Fuse Clip in 20 Amp
- ESD40 HRC Fuse Clip in 40A 65x17
- ESD50 HRC Fuse Clip in 50A 65x17
- ESD63 HRC Fuse 63A

HRC FUSE HOUSE SERVICE

- FC55 HRC Fuse 5A House Service
- FC1515 HRC Fuse 15A House Service
- FC1520 HRC Fuse 20A House Service
- FC3030 HRC Fuse 30A House Service

HRC FUSE 31.5X8.5 DIA

- C08G4 HRC Fuse 4A 31.5x8.5 DIA
- C08G6 HRC Fuse 6A 31.5x8.5 DIA
- C08G10 HRC Fuse 10A 31.5x8.5 DIA
- C08G16 HRC Fuse 16A 31.5 Fix 8.5 DIA

KR85 HRC FUSE

- 60KR85 HRC Fuse 60A
- 80KR85 HRC Fuse 80A 22.2mm DIA

LR85 HRC FUSE

- 60LR85 HRC Fuse 63A
- 80LR85 HRC Fuse 80A 30.16mm DIA
- 100LR85 HRC Fuse 100A House Service

FUSE

- 1PTC Fuse 1A C180-1
- 2PTC Fuse 2A C180-2
- F3 Fuse 3A
- F5 Fuse 5A
- F10. Fuse 10A C180-10
- F13 Fuse 13A



QUICK ACTING FUSES

niGLON

- S500/100 Fuse 100MA Quick Acting
- S500/160 Fuse 160MA Quick Acting
- S500/250 Fuse 250MA Quick Acting
- S500/315 Fuse 315MA Quick Acting
- S500/500 Fuse 500MA Quick Acting
- S500/630 Fuse 630MA Quick Acting
- S500/800 Fuse 800MA Quick Acting



- S500/1 Fuse 1A Quick Acting
- S500/1.6 Fuse 1.6A Quick Acting
- S500/2 Fuse 2A Quick Acting
- S500/2.5 Fuse 2.5A Quick Acting
- S500/3.15 Fuse 3.15A Quick Acting
- S500/4 Fuse 4A Quick Acting
- S500/6.3 Fuse 6.3A Quick Acting



3000 SERIES OPTICAL SMOKE ALARM



- Mains powered alarm
- 10 year rechargeable lithium battery back-up
- More responsive to smouldering fires
- High performance optical sensor
- Easi-fit base
- Fit in Hallways, Landings and Living Rooms
- Add an Ei3000MRF SmartLINK module for wireless interconnection and data extraction
- AudioLINK data extraction technology
- 5 year warranty



Ei3016 Optical Smoke Alarm

3000 SERIES MULTI-SENSOR HEAT & CO ALARM



- Mains powered alarm
- 10 year rechargeable lithium battery back-up
- Contains both a Heat and Electrochemical CO sensor - Heat and CO coverage in one alarm
- Heat or CO indicator on alarm head
- Easi-fit base
- Add an Ei3000MRF SmartLINK module for wireless interconnection and data extraction
- AudioLINK data extraction technology
- 5 year warranty



Ei3028 Multi-Sensor Heat and CO Alarm

3000 SERIES HEAT DETECTOR ALARM



- Mains powered alarm
- 10 year rechargeable lithium battery back-up
- Responds to heat build-up from large flaming fires
- Heat sensor triggers at 58°C
- Easi-fit base
- Fit in Kitchens and Garages
- Add an Ei3000MRF SmartLINK module for wireless interconnection and data extraction
- AudioLINK data extraction technology
- 5 year warranty



Ei3014 Heat Detector Alarm

3000 SERIES MULTI-SENSOR FIRE ALARM



- Mains powered alarm
- 10 year rechargeable lithium battery back-up
- Contains both an Optical and Heat sensor for a total fire response
- Easi-fit base
- Fit in Hallways, Landings, Living Rooms, Dining Rooms & Bedrooms
- Add an Ei3000MRF SmartLINK module for wireless interconnection and data extraction
- AudioLINK data extraction technology
- 5 year warranty



Ei3024 Multi-Sensor Fire Alarm

3000 SERIES CARBON MONOXIDE ALARM



- Mains powered alarm
- 10 year rechargeable lithium battery back-up
- Proven Electrochemical CO sensor
- Easi-fit base
- Add an Ei3000MRF SmartLINK module for wireless interconnection and data extraction
- AudioLINK data extraction technology
- 5 year warranty



Ei3018 Carbon Monoxide Alarm

3000 SERIES SMARTLINK MODULE



- Powered from alarm head
- Add to an Ei3000 series alarm to allow for SmartLINK interconnection and data extraction
- Interconnect up to 12 alarms and devices wirelessly
- Full visibility of your connected SmartLINK systems
- Forecast alarm replacements and maintenance
- Transmits, receives and repeats RF specific data
- Unique House Coding feature
- 5 year warranty



Ei3000MRF SmartLINK Module

140 SERIES OPTICAL SMOKE ALARM



- Mains powered alarm
- 9V Alkaline battery back-up
- More responsive to smouldering fires
- Proven optical sensor with insect screen
- Fit in Hallways, Landings and Living Rooms
- 5 year warranty



EI146RC Optical Smoke Alarm

600 SERIES MULTI-SENSOR FIRE ALARM



- Powered by a sealed 10-year lithium battery
- Built-in RadioLINK+ and AudioLINK+ technology
- Built-in dust compensation technology
- Twist on base with an anti-tamper locking option
- Grade F1 and compliant with Scottish legislation
- Kitemarked to BS EN 14604:2005 and BS 5446-2:2003
- Easy to use, large test button



EI660IRF Multi-Sensor Fire Alarm

600 SERIES MULTI-SENSOR FIRE ALARM



- Powered by a sealed 10-year lithium battery
- Built-in RadioLINK+ and AudioLINK+ technology
- Built-in dust compensation technology
- Twist on base with an anti-tamper locking option
- Grade F1 and kitemarked to BS EN14604:2005 and BS5446-2:2003
- Easy to use, large test button



EI660I Multi-Sensor Fire Alarm

600 SERIES BATTERY OPTICAL ALARM



- Optical sensor with dust compensation technology
- Built-in AudioLINK+
- Uses built-in RadioLINK+ technology to interconnect and for data extraction
- Connects wirelessly with all other Aico wireless interconnection products
- Battery powered with a sealed-in lithium battery
- Easy to fit – twist on base and multi-fixings with an anti-tamper locking option
- 10-year life
- Grade F1 and compliant with Scottish legislation
- Kitemarked to BS EN 14604:2005



EI650IRF Battery Optical Alarm

600 SERIES BATTERY OPTICAL ALARM



- Powered by a sealed 10-year lithium battery
- Built-in dust compensation technology
- Built-in AudioLINK+ technology
- Twist on base with an anti-tamper locking option
- Easy to fit with twist on base, multi-fixings and anti-tamper locking option
- Easy to use, large test button
- Grade F1 and Kitemarked to BS EN 14604:2005



EI650I Battery Optical Alarm

600 SERIES BATTERY HEAT ALARM



- Heat sensor – responds to heat build-up from large flaming fires (triggers at 58°C)
- 10 year lithium battery powered
- Large test button and twist on base with an anti-tamper locking option
- RadioLINK+ wireless interconnection
- Grade F1 and compliant with Scottish legislation
- Kitemarked to BS 5446-2:2003
- 5 year guarantee



EI630IRF Battery Heat Alarm

3000 SERIES MULTI-SENSOR FIRE AND CARBON MONOXIDE ALARM



- Containing our proven Thermistor Heat Sensor, Optical Sensor and Electrochemical CO Sensor to provide the ultimate response, working independently and together
- Offering visual indicators that trigger according to which alarm is activated
- Built-in intelligent dust compensation technology eliminating the risk of nuisance alarms from contamination
- Built-in AudioLINK+ technology
- Mains powered with 10-year rechargeable lithium cell back-up
- Grade D1 and compliant with Scottish legislation
- Kitemarked to BS EN14604:2005 & BS5446-2:2003 and BS 50291 – 1:2018
- 10 Year Guarantee
- Supplied with an easi-fit base *When purchased as part of the eco-fit range, this product does not include easi-fit bases, screw packs or dust covers



Ei3030 Multi-Sensor Fire and Carbon Monoxide Alarm

200 SERIES BATTERY CARBON MONOXIDE ALARM



- Battery powered by a sealed in lithium cell
- Built-in AudioLINK+ data extraction technology
- 10-year life
- Easy to fit twist on base and multi-fixings
- Proven electrochemical sensor
- Connects wirelessly with all other Aico wireless interconnection products
- Built in RadioLINK+ interconnection and features



Ei208WRF Battery Carbon Monoxide Alarm

HEAT ALARM



- Heat sensor – responds to heat build-up from large flaming fires (triggers at 58°C)
- Mains powered with 9V Alkaline battery back-up
- Easi-fit base for quick and simple installation
- Grade D2 and compliant with Scottish legislation
- Kitemarked to BS 5446-2:2003
- 5 year guarantee



Ei144e Heat Alarm

100 SERIES HARD WIRED SWITCHED INPUT MODULE



- This module triggers the alarms in a system if an external device is activated, such as a sprinkler system.
- Mains powered with a rechargeable lithium cell back-up
 - Connects with the alarm system through a hard wire interconnect
 - Compatible with the 3000, Ei2110e Multi-Sensor Fire Alarm, 160e Series alarms and the 140e Series



Ei129 Hard Wired Switched Input Module

100 SERIES HARD WIRED RELAY MODULE WITH BATTERY BACK UP



- Rechargeable Lithium battery back-up
- Volt free contacts as supplied for multiple use
- Can be configured to switch a 230V or 24V device
- Trunking knock-outs for easy and neat wiring
- Additional connectors for ease of wiring
- Continuous or pulse operation
- Fits discreetly behind any Smoke and Heat alarm
- 5 year guarantee



Ei128RBU Hard Wired Relay Module With Battery Back Up

OPTICAL SMOKE ALARM



- Optical sensor – quick response to slow smouldering fires
- Automatic dust compensation
- Mains powered with 9V Alkaline battery back-up
- Easi-fit base for quick and simple installation
- Grade D2 and compliant with Scottish legislation
- Kitemarked to BS EN14604:2005
- 5 year guarantee



Ei146e Optical Smoke Alarm

BATTERY CO ALARM



- Battery powered by a sealed lithium battery with a 10-year lifespan
- Built-in AudioLINK+ data extraction technology
- Easy to fit twist on base and multi-fixings
- Pre-alarm LED indication gives early warning of CO



EI208 Battery CO Alarm

HARD WIRED RELAY MODULE



- Mains powered
- Connects with the alarm system through a hard wire interconnect
- Easy to install with additional trunking knock outs easi-fit base footprint
- Compatible with the 3000, Ei2110e Multi-Sensor Fire Alarm, 160e Series alarms and the 140e Series



EI28R Hard Wired Relay Module

RADIOLINK ALARM KIT FOR THE DEAF & HARD OF HEARING



- Flashing strobe light
- Vibrating pillow pad
- Mains powered with rechargeable lead acid back-up battery
- Wireless interconnect



EI170RF RadioLINK Alarm Kit for the Deaf & Hard of Hearing

SURFACE MOUNTING KIT



- For use with the 3000, 2110e, 160e and 140RC Series smoke and heat alarms
- Fitted with a connector block for ease of wiring
- Three trunking knockouts for surface wiring



EI127 Surface Mounting Kit

RADIOLINK STROBE LIGHT



- Flashing strobe light for daytime rooms
- Mains powered with rechargeable lead acid back-up battery
- Wireless interconnection to the rest of the alarm system



EI171RF RadioLINK Strobe Light

RADIOLINK MANUAL CALL POINT



- Allows for remote triggering of an alarm system
- Non-breaking, re-settable front plates
- Contains 10 year lithium cell – for completely wire free installation
- Connects wirelessly with all other Aico wireless interconnection products



EI407 RadioLINK Manual Call Point

MASKING PLATE



Covers any marks left by rectangular shaped alarms when upgraded to 3000, 2110e, 160e and 140RC Series smoke and heat alarms, EI168RC RadioLINK bases and EI128R/EI128RBU relay modules.

- Adhesive strips provided to keep the plate aligned when installing



EI1516 Masking Plate

HIGH OUTPUT SOUNDER



- Frequency of 400-2,850Hz – switchable
- 89 – 102 dBA at 1m
- Mains powered
- Activate via a Relay Module
- Indoor or outdoor use (IP65)



Y05 High Output Sounder

RADIOLINK ALARM CONTROLLER



One button - three functions.

- Lithium battery powered (sealed in)
- Completely wire free installation
- Connects wirelessly with all other Aico wireless interconnection products
- LEDs for a visual display of Fire or Carbon Monoxide alarm activation
- 10 year life
- 5 year warranty



EI450 RadioLINK Alarm Controller

CARBON MONOXIDE ALARM



- Lithium battery powered (sealed in)
- Memory feature showing last recorded Carbon Monoxide level
- 5 year warranty



EI208W Carbon Monoxide Alarm

RADIOLINK BASE



Add this to the 2110, 160 & 140 series alarms for RadioLINK wireless interconnection.

- Mains powered alarm
- 10 year rechargeable lithium battery back-up
- Eliminates tricky wiring runs
- Saves time, mess and money
- Makes it easier to add in new alarms and accessories
- 5 year warranty



EI168RC RadioLINK Base

CARBON MONOXIDE ALARM & CONTROL SWITCH



- Mains powered alarm
- Lithium battery back-up
- 10 year lifespan
- Must be used with EI529RC Alarm Control Switch
- Identifies triggered alarms
- Tests and silences activated alarms
- 5 year warranty



EI3018 Carbon Monoxide Alarm
EI1529RC Alarm Control Switch for EI261

RADIOLINK PANEL INTERFACE MODULE



- Creates a two-way communication between Aico alarms and a panel system
- Connects wirelessly with all other Aico wireless interconnection products and is hard wired into the Panel system
- Powered directly from the Panel system



EI413 RadioLINK Panel Interface Module

RADIOLINK+ FIRE/CO ALARM INTERFACE



- Mains powered with rechargeable lithium cell back-up
- Interfaces with Telecare/Warden Call devices, Sprinkler systems and many more
- Uses RadioLINK+ wireless interconnection technology to connect with domestic alarms and accessories
- Allows for simple testing of domestic and external systems
- Connects wirelessly with all other Aico wireless interconnection products



EI414 RadioLINK+ Fire/CO Alarm Interface

ASSISTANCE ALARM KIT



- Simple install, 3 part kit - indication module, pull cord module & reset module
- Complete with battery backup facility (battery included)
- Meets Part-M building regulations BS8300
- Antimicrobial properties (ABS only)
- Alarm to raise alert for assistance
- Compact design to suit many interiors
- Supplied with disabled persons sign
- System is expandable to include additional indication and pull cord modules if required



UDTAKIT Assistance Alarm Kit

OUR BRANCHES

Open 7:30–5:30 (Mon–Fri) & Sat AM

Anglesey:

01248 719077

anglesey@tnr.co.uk

Ashton:

0161 882 9453

ashton@tnr.co.uk

Chester:

01244 675779

chester@tnr.co.uk

Crewe:

01270 584671

crewe@tnr.co.uk

Holyhead:

01407 521311

holyhead@tnr.co.uk

Knutsford:

01565 930400

knutsford@tnr.co.uk

Macclesfield:

01625 433617

macclesfield@tnr.co.uk

Mochdre:

01492 548123

mochdre@tnr.co.uk

Pwllheli:

01758 719429

pwllheli@tnr.co.uk

Rhyl:

01745 356033

rhyl@tnr.co.uk

Rochdale:

01706 648352

rochdale@tnr.co.uk

Stockport:

0161 480 9141

stockport@tnr.co.uk

Warrington:

01925 650501

warrington@tnr.co.uk

Contact your local branch for fire alarm scheme designs

4 ZONE CONVENTIONAL FIRE ALARM KIT



KIT CONTAINS:

- MAG4P 4 zone fire panel
- 5 x PSD-2 Optical smoke detectors complete with base
- 1 x FHD-2 Fixed temperature heat detector complete with base
- 2 x SCP-2R Resettable call points
- 2 x BA-2R Banshee sounders
- 1 x BAT7 12v 7.0ah SLA battery



MAG4P



PSD-2 x 5



FHD-2 x 1



SCP-2R x 2



BA-2R x 2



BAT7 x 1

FLK4PH 4 Zone Conventional Fire Alarm Kit

FIRE ISOLATOR SWITCH



- Surface or flush mounting
- Complies with BS5839 Part1
- Provides a secure method of isolating the mains supply to a fire system control panel
- Assists with essential maintenance for fire protection systems
- Provides a secure switch to counter against malicious operation
- Operation restricted to authorised key holders
- Includes spare key

MAGISORP

Fire Isolator Switch

4 ZONE CONVENTIONAL PANEL



- 4 programmable zones
- Active end of line monitoring and head removal
- 30 fire detectors per zone
- Unlimited number of call points per zone
- Integral evacuate alarm button
- 'Class change' facility
- Enable/disable security key
- One man walk test facility
- Volt free fire change over relay
- Volt free fault change over relay
- Individual sounder circuit fault ID
- Individual zone/sounder isolate
- Certified to EN54-2/4
- Requires only 1x12v battery
- MAG4P - ABS casing
- Dimensions: 340 x 290 x 100mm
- Weight: 2.5Kg
- Max detectors per zone: 30



MAG4P

4 Zone Conventional Fire Panel

RED CALLPOINT SURFACE MOUNTING & SINGLE SPARE CALLPOINT KEY



- Surface or flush mounting
- Complete with surface back box



Reset key for SCP2R



SCP2-R
SCP2RK

Resettable Callpoint
Single Spare Call Point Key

8 ZONE CONVENTIONAL PANEL



- Up to 16 programmable zones
- Up to 16 sounder circuits
- Active end of line monitoring and head removal
- Up to 32 fire detectors per zone
- Unlimited number of call points per zone
- Integral evacuate alarm button
- Repeater facility and 'Class change' facility
- Enable/disable security key
- One man walk test facility
- Volt free fire/fault change over relay
- Individual sounder circuit fault ID
- Individual zone/sounder isolate
- Alarm delay options
- Certified to EN54-2/4
- Requires 1 x 12V batteries
- ABS casing
- Dimensions: 456 x 350 x 125mm
- Weight: 4.2Kg
- Max detectors per zone: 32



MAG816

8 Zone Conventional Fire Panel

THESE FIRELINE DETECTORS PROVIDE A PERFECT COMPLIMENT TO THE FIRELINE MAG PANELS

COMBINED SMOKE/HEAT DETECTOR & BASE

esp

Approval / Class: EN54-7, EN54-5 / A1R
 Operating Voltage: 9 - 30VDC
 Standby Current: < 60µA @ 24v
 Alarm Current: 49mA @ 24v
 Wire Gauge: 0.4mm - 2.0mm TWIN
 Operating Temp.: -10°C to 60°C
 Test Facility: Simulated Smoke/Heat
 Supplied with a diode base



CSD-2 Conventional Combined Optical Smoke & Fixed Heat Detector

RED BANSHEE SOUNDER

esp

IP45

- Sound output @ 1m 89 - 110 dBA
- Current - 3-39mA



BA-2R Red Banshee Sounder

OPTICAL SMOKE DETECTOR & BASE

esp

Approval / Class: EN54-7 / N/A
 Operating Voltage: 9 - 30VDC
 Standby Current: < 60µA @ 24v
 Alarm Current: 49mA @ 24v
 Wire Gauge: 0.4mm - 2.0mm TWIN
 Operating Temp.: -10°C to 60°C
 Test Facility: Simulated Smoke
 Supplied with a diode base



PSD-2 Conventional Optical Smoke Detector & Base

DEEP RED BASE FOR BANSHEE SOUNDER

esp

IP45

- Sounder Base for BA-2R and CB-1R



BA-DB Deep Red Base For Banshee Sounder

FIXED TEMP HEAT DETECTOR & BASE

esp

Approval / Class: EN54-5 / A2S
 Operating Voltage: 9 - 30VDC
 Standby Current: < 60µA @ 24v
 Alarm Current: 49mA @ 24v
 Wire Gauge: 0.4mm - 2.0mm TWIN
 Operating Temp.: -10°C to 60°C
 Test Facility: Heat Source
 Supplied with a diode base



FHD-2 Conventional Fixed Temp Heat Detector & Base

COMB RED BANSHEE SOUND AND STROBE

esp

IP45

- Sound output - 89 - 110 dBA
- Flash rate - 60/minute
- Current - 40mA plus sounder



CB-1R Banshee Sounder and Strobe

RATE OF RISE HEAT DETECTOR & BASE

esp

Approval / Class: EN54-5 / A1R
 Operating Voltage: 9 - 30VDC
 Standby Current: < 60µA @ 24v
 Alarm Current: 49mA @ 24v
 Wire Gauge: 0.4mm - 2.0mm TWIN
 Operating Temp.: -10°C to 60°C
 Test Facility: Heat Source
 Supplied with a diode base



RHD-2 Conventional Rate of Rise Heat Detector & Base

DETECTOR BASE SOUNDER

esp

- Sound output @ 1m - 93 dBA
- Current - 18mA



DBS-1 Detector Base Sounder

LINIAN SUPERCLIP™



Range of innovative Firefly fire safety clips for plastic trunking and other applications.

- Colour: Black
- Recommended spacing: 300mm
- Hole diameter: 10mm*
- Hole depth: 40mm
- Supports a max tensile load of 44kg



**MAXIMUM EFFICIENCY,
MINIMUM COST**

LINIAN FIRE CLIP



- Work fast: 70% faster to install than traditional methods
- Dramatically reduces labour costs
- Tested to London Underground Standard, BSEN50200 and meets recommendations for Fire Rated Cable Fixings BS7671 Amendment 3
- Unique design accelerates installation and enables tidy finishes



1LCR9112
1LCR911

Linian Fire Clip Double 9-11mm
Linian Fire Clip Single 9-11mm

1LSB1518
1LSB1214
1LSB1820
1LSB2325

Linian superclip™, Black, 15-18mm
Linian superclip™, Black, 12-14mm
Linian superclip™, Black, 18-20mm
Linian superclip™, Black, 23-25mm

EQUIVALENT CLEAT SIZE

7
6
8
10

*+/- 0.5mm. Varies for best fixing according to the substrate.

FIRE SAFETY CLIP RANGE



TO COMPLY WITH BS 5839-1, FIRE SAFETY CLIPS MUST BE USED ON ESCAPE ROUTES



Range of innovative Firefly fire safety clips for plastic trunking and other applications.

- Spring-loaded design for easy addition and removal
- Zinc plated and white powder coated steel



**MELT POINT
OVER 1000°C!**

FFRC20
Round Conduit Clip

FFC2M-KIT 200 x Internal Clips for 25 x 16 Trunking, 200 Masonry Screws, Washers and 1 x 4mm Drill
FFC2C-KIT 100 x Internal Clips for 25 x 16 Trunking, 100 Cavity Fixings & Screws
FFC4M-KIT 100 x Internal Clips for 40 x 25 Trunking, 100 Masonry Screws, Washers and 1 x 4mm Drill
FFC4C-KIT 50 x Internal Clips for 40 x 25 Trunking, 50 Cavity Fixings and Screws
FFRC20 100 x 20mm Conduit Clips Zinc

4" TOILET/BATHROOM FAN

MANROSE WALL OR CEILING MOUNTING

- Powered by single phase induction motor
- Pre-oiled bearings for long life

PEF4010	Standard
PEF4020	With Timer
PEF4030	With Pullcord
PEF4040	With Humidistat Timer



4" SHOWER FAN & LIGHT KIT

MANROSE

- Complete fan kit with shower light built in to a circular diffuser
- Can be used within the splash area of the shower or bath, and is powered by SELV remote safety isolation transformer



PSLKTC C/W White & Chrome Bezel

4" FAN WITH AUTOMATIC SHUTTERS

MANROSE WALL OR CEILING MOUNTING

- Quiet and efficient
- Thermo-activated internal shutters

PEF4020A Shutter with Timer



4" LED SHOWER FAN & LIGHT KIT

MANROSE



- Complete fan kit with shower light built in to a circular diffuser
- Can be used within the splash area of the shower or bath, and is powered by SELV remote safety isolation transformer
- LED lamp consumes 90% less power than the standard dichroic lamp

LEDSLKTC CLED C/W White & Chrome Bezel

4" LV TOILET/BATHROOM FAN

MANROSE WALL OR CEILING MOUNTING

12V (SELV)

- Suitable for mounting within splash areas of the shower and bath

PEFLVF	Fan (Requires a transformer)
PEFLVST	Standard Transformer
PEFLVTT	Timer Transformer
PEFLVHT	Humidistat Transformer



6" TOILET/BATHROOM FAN

MANROSE WALL OR CEILING MOUNTING

- Quiet & efficient with pre-oiled bearings
- Powered by single phase induction motor

PEF6010	Standard
PEF6020	With Timer
PEF6030	With Pullcord



6" WINDOW/WALL FAN

MANROSE WALL OR CEILING MOUNTING

- Designed for window or wall mounting
- Thermo-activated internal shutters
- Quiet & efficient with a high extract rate

PEF6110 Standard



4" SHOWER FAN KITS

MANROSE

KIT CONTENTS:

Fan unit, PVC flexible ducting, internal & external wall grilles, fixing screws, plugs & straps.

PEF4311	Standard
PEF4321	Standard



DUCTING

MANROSE

PEF4D30 3 Metre Flexible Pipe (100mm)



FIXED GRILLES

MANROSE



4 INCH

- PEF4003/BR** 4" Fixed Grille Brown
- PEF4003/TE** 4" Fixed Grille Terracotta
- PEF4003/WH** 4" Fixed Grille White

6 INCH

- PEF6003/BR** 6" Fixed Grille Brown
- PEF6003/TE** 6" Fixed Grille Terracotta
- PEF6003/WH** 6" Fixed Grille White



GRAVITY GRILLES

MANROSE



4 INCH

- PEF4005/BR** 4" Gravity Grille Brown
- PEF4005/TE** 4" Gravity Grille Terracotta
- PEF4005/WH** 4" Gravity Grille White

6 INCH

- PEF6005/BR** 6" Gravity Grille Brown
- PEF6005/TE** 6" Gravity Grille Terracotta
- PEF6005/WH** 6" Gravity Grille White



AXIAL FANS VA100 RANGE



WALL OR CEILING MOUNTING

IPX4

- Indication light
- Wall, ceiling, window, panel mounting
- Available with electronic shutter
- Sensors and auto mode controllers
- Adjustable overrun timer 5 to 30 minutes
- Meets current building regulations
- Approved document F



- VA100LT** Adjustable Electronic Overrun Timer & Indication Light
- VA100XP** Thermo-Electric Shutter, Pullcord & Indication Light
- VA100XT** Adjustable Electronic Overrun Timer, Thermo-Electric Shutter
- VA100XHP** Settable Integ Auto Humid Control, Thermo-Electric Shutter, Pullcord
- VA100XHT** Settable Integ Auto Humid Control, Adjustable Electronic Overrun Timer

ACM 100-200 IN-LINE FANS RANGE



IP44

- Quietest on the market
- Designed & manufactured in the UK
- Two speed selectable motor
- Timer versions available
- Removable motor assembly
- Supplied complete ready for install
- Wipe clean Polymer casing



- ACM100** 100mm In-line Fan
- ACM100T** 100mm In-line Fan with Timer
- ACM125** 125mm In-line Fan
- ACM150** 150mm In-line Fan
- ACM150T** 150mm In-line Fan with Timer
- ACM200** 200mm In-line Fan

100 BATHROOM/TOILET FAN



WALL OR CEILING MOUNTING


IPX7

- Safe use in spray area and within reach by a person in shower/bath
- Available with electric shutter
- SELV transformer (BS EN 60 742)
- Wall, ceiling, window, panel mounting
- Meets current building regulations
- Approved document F



- VA100SVL12** With Remote Wall Mounted Transformer
- VA100SVX12** Thermo-Electric Shutter & Remote Transformer
- VA100SVXP12** Thermo-Electric Shutter & Remote Transformer, Pullcord Boost
- VA100SVXT12** Thermo-Electric Shutter & Remote Transformer, Overrun Timer
- VA100SVXH12** Thermo-Electric Shutter & Remote Transformer, Integral Humid Sensor + Pullcord Override

For ducting
See pages 123-125



MANROSE

Vent-Axia**SILENT 100 BATHROOM/TOILET FAN
WALL OR CEILING MOUNTING**

IP44

1 of 2 speeds selectable at installation. 100mm bathroom/toilet fan with back draught shutter and overrun. Timer adjustable between 5 and 3 minutes.

- Silent intermittent fan with 2 speeds
- Stylish discrete design
- Back draught shutters included
- Thermal overload motor protection
- Wall, ceiling, window, panel mounting
- Meets current building regulations
- Approved document F & L
- High efficiency motor
- 2 year guarantee

446659B Silent 100 Axial Bathroom/Toilet Fan

**SILENT FAN 100MM, FIXED SPEED, INTERMITTENT,
TIMER MODEL, FIXED GRILLE**

- 3 grille designs to suit any style preference
- From only 12dB(A)
- IPX5 - Zone 1 rated
- 2 speeds to choose from at installation
- 2 speeds to choose from at installation
- Back draught shutters included
- Meets current building regulations
- Approved document F & L
- High efficiency motor
- Suitable for wall, ceiling, window and panel mounting
- 2–5 year warranty

416473 Silent 100 Axial Bathroom/Toilet Fan





SIMPLY SILENT CONTOUR EXTRACTOR FAN RANGE DESIGNED FOR BATHROOMS, SHOWER ROOMS, CLOAKROOMS & TOILETS

IPX4

Ghost™ air movement technology delivers extremely quiet operation by using long life silent running motors combined with precision engineered and manufactured components, avoiding all forms of mechanical noise and using advanced techniques to eliminate turbulence and irregular air paths within the fan. The sleek smooth fascia is easy to clean and maintain, and can even be removed with an effortless twist, giving you the option of interchanging between square and circular designs to suit your application.

- **The quietest intermittent bathroom fan on the market**
- Sleek subtle design with interchangeable fascias - square or circular
- 2 speeds - 15l/s and 21l/s which is selectable on install
- Suitable for wall, ceiling, panel and window fitting
- IPX4 rated and complies with building regulations Parts F and L



**4" EXTRACTOR FANS
FOR EFFECTIVE
CONTROL OF
HUMIDITY AND
ODOURS**

**Revolutionary Ghost™
Air Movement
Technology**



C4S
extractor fan

C4TS
extractor fan
with timer

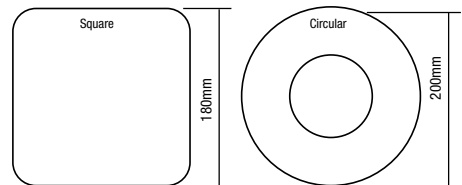
C4PS
extractor fan
with pull cord

C4HTS
extractor fan
with humidistat
and timer

GHOST™
AIR MOVEMENT TECHNOLOGY

- C4S** Square Intermittent Extractor Fan
- C4TS** Square Intermittent Extractor Fan with Timer
- C4PS** Square Intermittent Extractor Fan with Pull Cord
- C4HTS** Square Intermittent Extractor Fan with Humidistat & Timer
- SSRB** Circular Fascia

FASCIA DIMENSIONS



SIMPLY SILENT COMPACT FAN RANGE



**4" TIMER FANS
WITH WALL KIT**

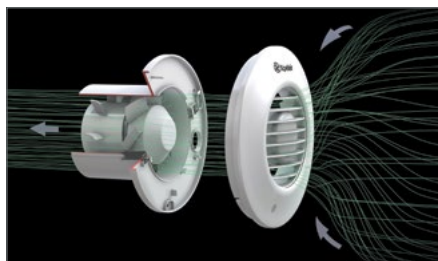


GHOST™

AIR MOVEMENT TECHNOLOGY



So Simple Maintenance - features such as a twist and click fascia ensure that the product is easy to clean and maintain.



The Simply Silent DX100 twin-speed extractor fan with wall kit features Ghost Air Movement Technology designed to deliver near silent ventilation.

Meeting the latest building regulations this 4" (100mm) fan is specifically designed for use in bathrooms, shower rooms and en suites. Requiring a 100mm diameter hole the Simply Silent DX100 is an ideal replacement for old noisy fans or as a new installation. All fans come with universal mounting kits, backdraught shutters, outer grilles and ducting.

- DX100TS** Xpelair 4" Fan with Square Timer
- DX100TR** Xpelair 4" Fan with Round Timer
- DX100HTS** Xpelair 4" Fan with Humidistat Square
- DX100HTR** Xpelair 4" Fan with Humidistat Round
- DX100HTPS** Xpelair 4" Fan with Humidistat Pullcord Square
- DX100HTPR** Xpelair 4" Fan with Humidistat Pullcord Round
- DX100PIRS** Xpelair 4" Fan with PIR Square
- DX100PIRR** Xpelair 4" Fan with PIR Round

SIMPLY SILENT WALL KIT



The revolutionary Simply Silent™ wall kit allows fitting of the outer grille from the inside. Simply push the folded grille through the walltube and pull the attached string back to secure on the outside wall. Available in four different grille designs, the kit comes complete with walltube.



So Simple Installation - no need for ladders, scaffolding or outside installation in all weathers!



- SSWKBR** Simply Silent Wall Kit Brown/Round
- SSWKWR** Simply Silent Wall Kit White/Round
- SSWKBS** Simply Silent Wall Kit Brown/Square
- SSWKWS** Simply Silent Wall Kit White/Square

CENTRIFUGAL BATHROOM FAN RANGE

MANROSE



CF100T



CF200LV/ CF200S

- The CF100 and CF200 centrifugal fans use the latest technology to provide extremely powerful, yet very quiet and vibration free ventilation. The CF100/200 ranges are designed for bathrooms, toilets, cloakrooms and utility rooms.
- Designed to move air over long distances, these units will give maximum performance even against pressures caused by long lengths of ducting and resistance by grilles.
- All models are fitted with a built-in spring operated non-return flap into the discharge spigot to stop backdraughts.
- The CF100 has an extract rate of 90m³/hr 25 litres per second, the CF200 range have an extract rate of 110m³/hr 31 litres per second.
- The units are all manufactured using high impact ABS thermoplastics for strength and durability, aesthetics and easy cleaning.

CF100T	Centrifugal Bathroom Fan Timer 100mm
CF200LV	High Pressure Centrifugal Bathroom Fan SELV 12V 100mm
CF200S	High Pressure Centrifugal Bathroom Fan Standard 100mm

BATHROOM FAN AUTOMATIC SHUTTERS

MANROSE

- Designed for wall, ceiling or window mounting, the Automatic extractor fan range incorporates thermo-activated internal shutters behind the interior grille which open silently approximately 45 seconds after the fan is switched on.
- The extract rate of the 100mm series is 85m³/hr, 23 litres per second, whilst the 120mm units for larger bathrooms, toilets and utility rooms are 56% more powerful with an impressive extract rate of 130m³/hr, 36 litres per second. The largest fan in this range, the 150mm (6"), has a maximum performance of 230m³/hr, 64 litres per second.
- Power is provided by a single phase induction motor with pre-oiled bearings for a maintenance-free life.
- The units are all manufactured using high gloss ABS thermoplastics for strength and durability, aesthetics and easy cleaning.



PEF4030A Timer Pullcord 100mm
PEF4040A Humidity 100mm

SHOWERLITE IN-LINE FAN KIT ICE WHITE LED TIMER 100mm

MANROSE

- The Showerlite can be used within the splash area of the shower or bath and is powered by a SELV remote safety isolating transformer.
- The Showerlite is suitable for any 100mm (4"), 120mm (5") and 150mm (6") in-line system such as the Manrose SF/ID range of in-line axial fans or the CFD range of in-line centrifugal fans.
- Available in two colours white, and chrome, the Manrose Showerlite will enhance any shower or bathroom providing a rich warm glow of soft light.



IWLEDSLKTC

MIXFLO COMMERCIAL INDUCT FAN TIMER 100MM

MANROSE

- Fully adjustable between 19l/s – 49l/s
- Low running costs
- Low sound level
- Complete with ceiling diffuser, flexible duct and G4 filters
- IPX2 rated



MF100T

INLINE CENTRIFUGAL FAN KIT TIMER 100MM

MANROSE

- Powerful, yet quiet and unobtrusive, the CFD200/220 units have extract rates of 110m³/hr 31 litres per second.



SCF200TN

RECTANGULAR FLAT CHANNEL

MANROSE

- Width: 110mm
- Height: 54mm
- Length: 1000mm



All straight duct lengths are supplied either wrapped or within boxes, surrounded with white protective packaging to help mitigate damaging effects of sunlight exposure. Do not remove the white reflective packaging and leave in sunlight. UV exposure breaks down the polymer chains, resulting in a weaker molecular bond within the PVC, leading to reduced tensile strength and flexibility.

On receipt of goods, we recommend all PVC ducting products are immediately stored in a cool, shaded place to avoid damage due to heat build-up within the packaging. Any extrusions (lengths of product) should be stored horizontally and supported along the whole length of the product. In summer months, heat can build up inside packaging faster and there is a chance that PVC goods could become warped if stored incorrectly.

40100 Rectangular Flat Channel 110 x 54mm L1000mm PVC Ducting

RECTANGULAR FLAT CHANNEL

MANROSE

- Width: 204mm
- Height: 60mm
- Length: 2000mm



This part comes in grey; Whilst we will look to maintain the colour of Grey, by the nature of adopting a recycled plastic the colour and shade may vary at any given time.

All straight duct lengths are supplied either wrapped or within boxes, surrounded with white protective packaging to help mitigate damaging effects of sunlight exposure. Do not remove the white reflective packaging and leave in sunlight. UV exposure breaks down the polymer chains, resulting in a weaker molecular bond within the PVC, leading to reduced tensile strength and flexibility.

On receipt of goods, we recommend all PVC ducting products are immediately stored in a cool, shaded place to avoid damage due to heat build-up within the packaging. Any extrusions (lengths of product) should be stored horizontally and supported along the whole length of the product. In summer months, heat can build up inside packaging faster and there is a chance that PVC goods could become warped if stored incorrectly.

55020 Rectangular Flat Channel 204 x 60mm L2000mm PVC Ducting

RECTANGULAR HORIZONTAL 90 DEGREE BEND

MANROSE

- Height: 60mm
- Width: 152mm
- Depth: 152mm




40500 Rectangular Horizontal 90 Degree Bend 110 x 54mm

RECTANGULAR HORIZONTAL 90 DEGREE BEND

MANROSE

- Height: 65mm
- Width: 260mm
- Depth: 260mm



This part comes in grey; Whilst we will look to maintain the colour of Grey, by the nature of adopting a recycled plastic the colour and shade may vary at any given time.

55500 Rectangular Horizontal 90 Degree Bend 204 x 60mm

RECTANGULAR VERTICAL 90 DEGREE BEND

MANROSE

- Height: 95mm
- Width: 115mm
- Depth: 95mm



40600 Rectangular Vertical 90 Degree Bend 110 x 54mm

RECTANGULAR VERTICAL 90 DEGREE BEND

MANROSE

- Height: 115mm
- Width: 210mm
- Depth: 115mm




This part comes in grey; Whilst we will look to maintain the colour of Grey, by the nature of adopting a recycled plastic the colour and shade may vary at any given time.

55600 Rectangular Vertical 90 Degree Bend 204 x 60mm

HORIZONTAL T-PIECE

MANROSE

- Size: 204 x 60mm



This part comes in grey; Whilst we will look to maintain the colour of Grey, by the nature of adopting a recycled plastic the colour and shade may vary at any given time.

55582 Horizontal T-Piece 204 x 60mm

ELBOW BEND 90 DEGREES

MANROSE



58400 125mm to 150 x 70mm Elbow Bend 90 Degrees

FLAT CHANNEL CONNECTOR

MANROSE

- Size: 110 x 54mm



40200 Flat Channel Connector 110 x 54mm

ELBOW BEND 90 DEGREES

MANROSE

- Height: 80mm
- Width: 215mm
- Depth: 195mm



This part comes in grey; Whilst we will look to maintain the colour of Grey, by the nature of adopting a recycled plastic the colour and shade may vary at any given time.

54400 100mm to 204 x 60mm Elbow Bend 90 Degrees

FEMALE ELBOW BEND 90 DEGREES

MANROSE

- Height: 90mm
- Width: 115mm
- Depth: 140mm



40300 100mm to 110 x 54mm Female Elbow Bend 90 Degrees

ELBOW BEND 90 DEGREES

MANROSE

- Height: 80mm
- Width: 215mm
- Depth: 195mm



This part comes in grey; Whilst we will look to maintain the colour of Grey, by the nature of adopting a recycled plastic the colour and shade may vary at any given time.

55400 125mm to 204 x 60mm Elbow Bend 90 Degrees

MALE ELBOW BEND 90 DEGREES

MANROSE

40400 100mm to 110 x 54mm Male Elbow Bend 90 Degrees



ROUND TO RECTANGULAR ADAPTOR

MANROSE

- Height: 100mm
- Width: 115mm
- Depth: 180mm



40701 100mm to 110 x 54mm Round to Rectangular Adaptor

ROUND TO RECTANGULAR ADAPTOR

MANROSE

- Height: 140mm
- Width: 210mm
- Depth: 213mm



58701 125mm to 150 x 70mm Round to Rectangular Adaptor

PVC ROUND PIPE

MANROSE

- Diameter: 100mm
- Length: 2000mm



All straight duct lengths are supplied either wrapped or within boxes, surrounded with white protective packaging to help mitigate damaging effects of sunlight exposure. Do not remove the white reflective packaging and leave in sunlight. UV exposure breaks down the polymer chains, resulting in a weaker molecular bond within the PVC, leading to reduced tensile strength and flexibility.

On receipt of goods, we recommend all PVC ducting products are immediately stored in a cool, shaded place to avoid damage due to heat build-up within the packaging. Any extrusions (lengths of product) should be stored horizontally and supported along the whole length of the product. In summer months, heat can build up inside packaging faster and there is a chance that PVC goods could become warped if stored incorrectly.

42000 100mm PVC Round Pipe L2000mm

ROUND TO RECTANGULAR ADAPTOR

MANROSE

This part comes in grey; Whilst we will look to maintain the colour of Grey, by the nature of adopting a recycled plastic the colour and shade may vary at any given time.



55700 125mm to 204 x 60mm Round to Rectangular Adaptor

ROUND TO RECTANGULAR ADAPTOR

MANROSE

This part comes in grey; Whilst we will look to maintain the colour of Grey, by the nature of adopting a recycled plastic the colour and shade may vary at any given time.



55710 Round To Rectangular Adaptor 204 x 60mm to 100mm Circular Reducer

PVC ROUND PIPE

MANROSE

- Diameter: 120mm
- Length: 2000mm



All straight duct lengths are supplied either wrapped or within boxes, surrounded with white protective packaging to help mitigate damaging effects of sunlight exposure. Do not remove the white reflective packaging and leave in sunlight. UV exposure breaks down the polymer chains, resulting in a weaker molecular bond within the PVC, leading to reduced tensile strength and flexibility.

On receipt of goods, we recommend all PVC ducting products are immediately stored in a cool, shaded place to avoid damage due to heat build-up within the packaging. Any extrusions (lengths of product) should be stored horizontally and supported along the whole length of the product. In summer months, heat can build up inside packaging faster and there is a chance that PVC goods could become warped if stored incorrectly.

52000 120mm PVC Round Pipe L2000mm

PVC ROUND PIPE CONNECTOR

MANROSE

- 414C** PVC Round Pipe Connector 100mm/4Inch
- 515C** PVC Round Pipe Connector 120mm/5Inch



LO-CARBON PUREAIR HOME WITH HEATER

Vent-Axia

PureAir Home is designed to eradicate condensation and mould from the home. It reduces the risk of health issues in the home by improving indoor air quality and quickly eradicating conditions that could lead to mould growth and associated health issues such as asthma and itchy skin. The unit reduces humidity in the air, curing condensation and creating a healthier indoor environment.

Installation

We have designed PureAir Home to be easy and quick to install, however if you would like help with installing it we can put you in touch with our installation partner.

- Prevents condensation and mould
- Prevention of asthma and allergy irritation
- Discreet installation - out of sight, out of mind
- Whole house air purification and humidity control - up to 4 bedrooms
- Variable Height & Depth
- Built in Control Unit
- BBA Approved
- 5 Year maintenance free



Lo-Carbon PureAir Home™ FD with Heater, G4 filter, 2m of flexi duct and Ø200mm Fire rated diffuser (Multi-storey Compliant)

Lo-Carbon PureAir Home with Heater, G4 filter, 2m of flexi duct and a Ø200mm Smart Airflow™ discreet diffuser.

Positive input ventilation with heater for whole house mould and condensation control. Smart Sense™ control allows quick and accurate set up. Fully adjustable between 19l/s - 49l/s. Automatic summer shut off stops warm air coming back into the property.



479091

Lo-Carbon PureAir Home With Heater

EONIQ WiFi DIRECT

Rointe

INVERTER SMART ADAPTIVE
ENERGY-EFFICIENT RADIATOR
WITH WIFI & AI



White
RAL 9016



Textured Black
RAL 9005



Textured Oyster White
RAL 1013

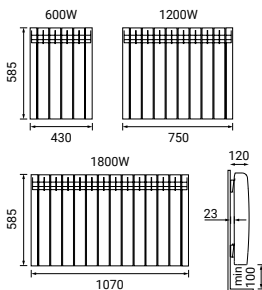


Textured Pearl Beige
RAL 1035



Textured Dark Grey
RAL 7010

MODELS	White	ERIW0600RAD2	ERIW1200RAD2	ERIW1800RAD2
	Black	ERIB0600RAD2	ERIB1200RAD2	ERIB1800RAD2
	Oyster White	ERIO0600RAD2	ERIO1200RAD2	ERIO1800RAD2
	Pearl Beige	ERIP0600RAD2	ERIP1200RAD2	ERIP1800RAD2
	Dark Grey	ERIG0600RAD2	ERIG1200RAD2	ERIG1800RAD2
Nominal Power (W)	600	1200	1800	
Effective Power (W) ³	210	420	630	
Number of elements	4	8	12	
Weight (Kg)	10.9	17.0	25.1	
Recommended area (m ²)	From 3 to 8 m ²		From 6 to 16 m ²	From 14 to 25 m ²
Finishes	White RAL 9016 / Textured black RAL 9005 / Textured RAL 1013 / Textured RAL 1035 / Textured RAL 7010			
EAN13	White	8435556162858	8435556162865	8435556162872
	Black	8435556162889	8435556162896	8435556162902
	Oyster White	8435556162919	8435556162926	8435556162933
	Pearl Beige	8435556162940	8435556162957	8435556162964
	Dark Grey	8435556162971	8435556162988	8435556162995



Displayed model
ERIP1200RAD2 - EONIQ 1200W Pearl Beige RAL 1035



RATED POWER SETTING

Configure the power radiators from the App, adapting them to your contracted electrical power.



LOW TEMPERATURE FUNCTION

The LST function limits the contact temperature with the radiator aluminium surface.



MAXIMUM ENERGY SAVINGS

The radiator uses only 35% of its average rated output to maintain thermal comfort.

BELIZE

WiFi DIRECT

Rointe

INVERTER SMART ADAPTIVE
ENERGY-EFFICIENT RADIATOR
WITH WIFI & AI

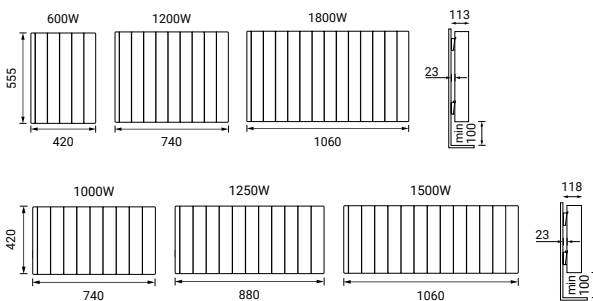


White
RAL 9016



Matt Black
RAL 9005

MODELS	SHORT VERSION						
	White	BRIW0600RAD3	BRIW1200RAD3	BRIW1800RAD3	BRIW1000RADC4	BRIW1250RADC4	BRIW1500RADC4
	Black	BRIB0600RAD3	BRIB1200RAD3	BRIB1800RAD3	BRIB1000RADC4	BRIB1250RADC4	BRIB1500RADC4
Nominal Power (W)		600	1200	1800	1000	1250	1500
Effective Power (W) ³		210	420	630	350	437	525
Number of elements		4	8	12	8	10	12
Weight (Kg)		8.8	14.3	21.8	8.9	12.7	16.4
Recommended area (m ²)		From 3 to 8 m ²	From 6 to 16 m ²	From 14 to 25 m ²	From 5 to 14 m ²	From 6 to 17 m ²	From 7 to 21 m ²
Finishes		White RAL 9016 / Matt Black RAL 9005			White RAL 9016 / Matt Black RAL 9005		
EAN13	White	8435556165347	8435556166351	8435556166368	8435556166603	8435556166610	8435556166627
	Black	8435556166375	8435556166382	8435556166399	8435556166634	8435556166641	8435556166658



Displayed model
BRIW1200RAD3 - Belize 1200W white RAL 9016



RATED POWER SETTING

Configure the power radiators from the App, adapting them to your contracted electrical power.



LOW TEMPERATURE FUNCTION

The LST function limits the contact temperature with the radiator aluminium surface.




MAXIMUM ENERGY SAVINGS

The radiator uses only 35% of its average rated output to maintain thermal comfort.

KYROS WiFi DIRECT

Rointe

INVERTER SMART ADAPTIVE
ENERGY-EFFICIENT RADIATOR
WITH WIFI & AI



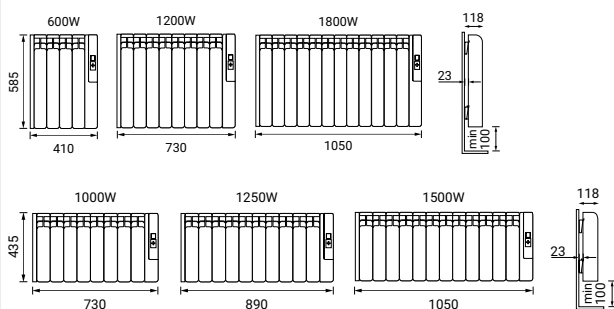
White
RAL 9016



Matt Black
RAL 9005

4K
SHORT VERSION

MODELS	White	KRIW0600RAD4	KRIW1200RAD4	KRIW1800RAD4	KRIW1000RADC4	KRIW1250RADC4	KRIW1500RADC4
	Black	KRIB0600RAD4	KRIB1200RAD4	KRIB1800RAD4	KRIB1000RADC4	KRIB1250RADC4	KRIB1500RADC4
Nominal Power (W)		600	1200	1800	1000	1250	1500
Effective Power (W) ³		210	420	630	350	437	525
Number of elements		48		12	81	01	2
Weight (Kg) ⁸		.8	16.3	23.8	10.0	13.4	17.0
Recommended area (m ²) ^F		rom 3 to 8 m ²	From 6 to 16 m ²	From 14 to 25 m ²	From 5 to 14 m ²	From 6 to 17 m ²	From 7 to 21 m ²
Finishes	White RAL 9016 / Matt Black RAL 9005				White RAL 9016 / Matt Black RAL 9005		
EAN13	White	8435556162452	8435556162469	8435556162476	8435556162643	8435556162650	8435556162667
	Black	8435556162483	8435556162490	8435556162506	8435556162674	8435556162681	8435556162698



Displayed model
KRIW1200RAD4 - Kyros 1200W white RAL 9016



RATED POWER SETTING

Configure the power radiators from the App, adapting them to your contracted electrical power.



LOW TEMPERATURE FUNCTION

The LST function limits the contact temperature with the radiator aluminium surface.



MAXIMUM ENERGY SAVINGS

The radiator uses only 35% of its average rated output to maintain thermal comfort.



QUANTUM HEATER RANGE

THE HEATER THAT ADAPTS TO ITS ENVIRONMENT

IPX2



Quantum is the world's most advanced electric space heater. It uses low cost, off-peak energy, making it the most economical heating system on the market today. With capabilities to adapt to your usage, lifestyle and climate conditions, the Quantum will deliver heat only when it is required ensuring no energy or money is wasted.

GREAT VALUE, GREAT SAVINGS

Quantum is up to 27% cheaper to run and uses up to 22% less energy than a standard storage heater system.* Quantum is also up to 47% cheaper to run than an electric convector or radiator system.*

EFFICIENT HEATING

Exceptional levels of insulation mean that Quantum will store energy up during periods of low demand, turning it into efficient heat only when you need it. Through its use of a sophisticated self-learning algorithm, the iQ controller is able to take just the right amount of heat to match your lifestyle and the changing climate conditions, intuitively and precisely.

24-7 COMFORT AND CONTROL

Quantum is fitted with a revolutionary iQ controller so you can pre-set your heating requirements - just like central heating. However, adjusting the heat levels manually is also simple via its easy-to-read LCD display and user-friendly low torque rotary knob, designed with the visually impaired in mind.

* Calculated using SAP 2012 – the only Government approved energy performance assessment method.

- Stylish, compact design for unobtrusive heating
- Adapts to your requirements to save energy
- Revolutionary iQ controller
- LCD display
- Up to 27% cheaper to run than a standard storage heater system*
- Easy-to-use controls
- Boost element to ensure heat is always available
- Seven day programmer with three pre-set timer profiles
- Child lock
- Low noise fan
- 10 year warranty

QM050	0.5kW H 730 x D 185 x W 580mm 66kg
QM070	0.7kW H 730 x D 185 x W 703mm 83kg
QM100	1.00kW H 730 x D 185 x W 865mm 107kg
QM125	1.25kW H 730 x D 185 x W 1069mm 135kg
QM150	1.50kW H 730 x D 185 x W 1069mm 155kg



Q-RAD HEATERS

Dimplex THE INTELLIGENT ELECTRIC HEATER

Q-Rad combines advanced technologies to give you maximum control over your heating. Choose when you want heat and at what temperature using the intuitive Heater Control, then sit back and let Q-Rad take care of the rest.



- Intelligent electric radiator
- Stylish design
- 'Eco-Start' delayed anticipatory control - the heater decides when to turn on to ensure target temperature is achieved at the selected time
- Advanced touch control system
- Dual-Element technology for the perfect balance of convection and radiant heater
- Open window technology automatically reduces output to prevent heat loss if a window is left open
- Highly accurate electronic thermostat (to +/-0.2°C)
- Low thermal heat mass
- 24-hour and 7-day timer control ensures suitability for domestic and commercial applications
- BEAB approved

QRAD075	0.75kw H 546 x D 105 x W 513mm 7.1kg
QRAD100	1.00kw H 546 x D 105 x W 675mm 8.7kg
QRAD200	2.00kw H 546 x D 105 x W 756mm 11kg



PLXE PANEL HEATER RANGE

Dimplex

IP24

The PLX100E is a Lot 20 compliant, modern and efficient electric panel heater. Offering intuitive controls with multiple timers, natural white colour and louvered grille, this heater will fit naturally into any room.



This panel heater features the CapSense controller, providing a more intuitive user experience with its backlit LCD display and touch-sensitive buttons.

Adaptive Start pre-heats the room ahead of a programmed heating schedule for only exactly the amount of time required to meet the desired target temperature at the desired time. For example, if the product was following a timer which was set to 21 degrees at 7am, with Adaptive Start the product will begin heating before 7am to achieve 21 degrees at 7am, without Adaptive Start the heater will only begin heating at 7am.

Open Window detection monitors the room temperature while the heater attempts to achieve a desired room temperature. If the room temperature does not change or decreases while heat is being emitted, the product will stop heating and enter a standby mode in order to not waste energy.

- Intuitive user controls with RGB backlit LCD display
- Programmable room temperatures and heating time periods
- Multiple seven-day timer profiles
- Electronic thermostat accurate to within 0.2°C
- Energy-saving technologies such as Adaptive Start and Open Window Detection
- Slimline design that covers traditional panel heater fixing marks
- Splash-proof for use in bathrooms
- Complies with Lot 20 of ERP Directive

PLX050E	0.5kW H 430 x D 108 x W 450mm 4.6kg
PLX075E	0.75kW H 430 x D 108 x W 620mm 5.9kg
PLX100E	1.00kW H 430 x D 108 x W 620mm 5.9kg
PLX125E	1.25kW H 430 x D 108 x W 690mm 6.1kg
PLX150E	1.50kW H 430 x D 108 x W 690mm 6.1kg
PLX200E	2.00kW H 430 x D 108 x W 860mm 7.8kg
PLX300E	3.00kW H 430 x D 143 x W 860mm 8.7kg

TSRE SLIMLINE STORAGE HEATER RANGE



IPX4

An advanced electric storage heater with a clean look and reliable performance. TSRE storage heaters provide an upgraded and compliant replacement for older storage heaters.



Creda TSRE represents the new non-high heat retention standard for storage heating; raising the bar over conventional storage heaters.

TSRE storage heaters offer dynamic storage calculation, adjusting the amount of energy that is stored to meet the users requirements without wastage. As a result, a greater amount of electricity can be saved with off-peak energy.

Users now have greater control over their heating with the built-in timer; allowing heating times and temperatures to be defined. Heat leakage, a common trait of conventional storage heaters, has also been greatly reduced allowing the room to be at a comfortable temperature in the morning and still have enough stored energy to heat on a night.

- Harness off-peak electricity tariffs for low running costs
- Controllable electronic heat output to match user lifestyle
- Dynamically stores the right amount of energy to heat a room
- Fan assisted to quickly, quietly and more effectively distribute heat
- Programmable room temperatures with three seven-day timer profiles
- Complies with Lot 20 of ERP Directive
- Slimline design that covers traditional storage heater fixing marks
- Supplied with 40mm feet for weight distribution when secured to wall
- Two feet positions available

TSRE050	1.02kW H 749 x D 182 x W 581mm 63kg
TSRE070	1.56kW H 749 x D 182 x W 703mm 85kg
TSRE100	2.22kW H 749 x D 182 x W 825mm 107kg
TSRE125	2.76kW H 749 x D 182 x W 947mm 133kg
TSRE150	3.30kW H 749 x D 182 x W 1069mm 155kg

OVER DOOR HEATER / WARM AIR CURTAIN



The AC3 over door heater provides multi-directional, powerful and effective heating above the entrance to shops, offices and almost any small doorway.

When fitted above an open door, the warm airflow encourages trade by allowing doors and entrances to remain 'open for business' in many commercial applications.

- Provides a 'Warm Welcome' above single doorways
- New curved styling for modern interiors
- Adjustable wall brackets for ceiling or wall mounting
- Adjustable air flow direction
- Full heat, half heat and fan only settings
- Colour white

AC3

3.0kw Warm Air Curtain

Condensation/Mould Problems?
See page 126



Lo-Carbon PureAir Home™ FD with Heater

Vent-Axia

2KW CONVECTOR HEATER WITH TIMER

AIRMASTER
HEATING & VENTILATION

- Automatic selection of 3 heat settings: 750W / 1250W / 2000W
- White body with black handle and sturdy feet plastic studs
- Slim, compact and light design with easy to set on/off function
- Variable thermostat control with over heating and thermal safety protection trip over cut-out switch
- Complete with 24hrs timer with 15 mins segments
- Available in 3 functional versions: Standard / Turbo (with fan heater) / Timer (with 24hr segment timer)



Dimensions (mm)
585 x 420 x 200mm

HC2TIM

2KW CONVECTOR HEATER FLOOR + STAT

AIRMASTER
HEATING & VENTILATION

- Automatic selection of 3 heat settings: 750W / 1250W / 2000W
- White body with black handle and sturdy feet plastic studs
- Slim, compact and light design with easy to set on/off function
- Variable thermostat control with over heating and thermal safety protection trip over cut-out switch
- Available in 3 functional versions: Standard/ Turbo (with fan heater) / Timer (with 24hr segment timer)



Dimensions (mm)
585 x 420 x 200mm

HC2D

2KW OIL FILLED RADIATOR 1/2KW WITH THERMOSTAT

IP20

AIRMASTER
HEATING & VENTILATION

- 9 fins - 15cm with 5 oil channels per fin with 3 heat settings 500W / 1000W / 2000W
- Variable thermostat control with thermal trip over cutout switch
- Wheels for easy movement, convenient cord storage, and carrying handle
- Off white body colour with dark grey control panel delivered in full colour packaging boxes



Dimensions (mm)
455 x 660 x 150mm

Product Color/Finish:
White

CR2

2KW OIL FILLED RADIATOR 1/2KW WITH THERMOSTAT & TIMER

IP20

AIRMASTER
HEATING & VENTILATION

- 9 fins - 15cm with 5 oil channels per fin with 3 heat settings 500W / 1000W / 2000W
- Complete with a 24hrs timer with 15 mins segments
- Adjustable room thermostat with easy to set on/off function
- Wheels for easy movement, convenient cord storage, and carrying handle
- Off white body colour with dark grey control panel delivered in full colour packaging boxes



Dimensions (mm)
540 x 660 x 165mm

Product Color/Finish:
White

CR2T

1.5KW OIL FILLED RADIATOR

IP20

AIRMASTER
HEATING & VENTILATION

- 7 fins - 15cm with 5 oil channels per fin 3 heat settings 500W / 1000W / 1500W
- Adjustable room thermostat with easy to set on/off function
- Wheels for easy movement, convenient cord storage and carrying handle
- Off white body colour with dark grey control panel delivered in full colour packaging boxes



Dimensions (mm)
385 x 655 x 230mm

Product Color/Finish:
White

CR15

RADIATOR OIL FILLED 1.5KW WITH TIMER

IP20

AIRMASTER
HEATING & VENTILATION

- 7 fins - 15cm with 5 oil channels per fin 3 heat settings 500W / 1000W / 1500W
- Complete with a 24hrs timer with 15 mins segments
- Adjustable room thermostat with easy to set on/off function
- Wheels for easy movement, convenient cord storage, and carrying handle
- Off white body colour with dark grey control panel delivered in full colour packaging boxes



Dimensions (mm)
385 x 655 x 230mm

Product Color/Finish:
White

CR15T

AIRMASTER
HEATING & VENTILATION

FAN HEATER 2KW WITH STAT FLOOR TYPE-NEW

FH2TN

- Compact, modern design
- Thermostatic control and overheat safety cut off
- Uses mains electricity

- 2kW output
- Colour: Off-white



TUBULAR HEATER BRACKET



TBX1P Heater Bracket (Pack of 2)

TUBULAR HEATER



NTH1	1 foot 60W
NTH2	2 foot 120W
NTH3	3 foot 180W
NTH4	4 foot 240W
NTH5	5 foot 300W
NTH6	6 foot 360W

ALPINE POLYCARBONATE AUTOMATIC 1.75KW PRIMELINE HAND DRYER

- Automatic 'no-touch' operation
- White polycarbonate finish
- Suitable for smaller office washrooms, kitchens and clinics
- Double insulated appliance
- H280 x W275 x D143mm
- Sound level: 46 dB(A) at 3m
- Rated at: 1.7kW at 230V



PHDA 1.75kW Automatic Compact Hand Dryer

ARUN POLYCARBONATE AUTOMATIC 2.0KW PRIMELINE HAND DRYER

IP24

- Automatic 'no-touch' operation
- White polycarbonate finish
- Suitable for smaller office washrooms, kitchens and clinics
- Double insulated appliance
- H262 x W261 x D141mm
- Sound level: 65 dB(A) at 1m
- Rated at: 2.0 kW at 240V



PHDARUN 2.0kW Automatic Hand Dryer

AVON ALUMINIUM AUTOMATIC 2.4KW PRIMELINE HAND DRYER

IP24

- Automatic 'no-touch' operation
- White aluminium finish
- Suitable for offices, shops, restaurants, pubs, clubs and hospitals
- Fast drying feature
- H264 x W275 x D177mm
- Sound level: 79dB(A) at 1m
- Rated at: 2.6kW at 230V



PHDAVON 2.4kW Automatic Vandal Resistant Hand and Face Dryer

ALPINE POLYCARBONATE MANUAL 1.75KW PRIMELINE HAND DRYER

- Manual pushbutton operation
- White polycarbonate finish
- Suitable for smaller office washrooms, kitchens and clinics
- Double insulated appliance
- H280 x W275 x D143mm
- Sound level: 46 dB(A) at 3m
- Rated at: 1.7kW at 230V



PHDM 1.75kW Push Button Compact Hand Dryer

24HR / 7 DAY FUSED SPUR TIMESWITCH

TIMEGUARD

- Self-cancelling override
- 4 ON and OFF programmes available
- Permanent OFF and timed outputs available
- Optional 1 or 2 hour boost facility
- Automatic summer/winter time changeover
- Double pole switch for ease of control
- Integral memory back up battery
- Will switch up to 200W LED lighting



FST24



FST77

FST24 24hr Fused Spur Timeswitch
FST77 7 Day Fused Spur Timeswitch

ELECTRONIC BOOST TIMER

TIMEGUARD

- 13A (3kW) loading
- Easy to use push button control
- Power status LED indicator illuminates boost button
- ON time can be increased in 4 steps: 0.25, 0.50, 1 and 2 hours



TGBT4 Electronic Boost Timer

7 DAY DIGITAL PLUG-IN TIME CONTROLLER

TIMEGUARD

- Slimline plug-in control
- Minimum switching time 1 minute
- Top side display for ease of viewing when in use
- Manual override until next programme change
- Optional random switching facility
- 1000 hours rechargeable memory back-up
- Controls 500W of fluorescent or low energy lighting



PLETU17 7 Day Digital Plug-In Time Controller

24HR COMPACT PLUG-IN TIME CONTROLLER

TIMEGUARD

- Easy to use setting pins
- Plug-in control for 13 amp (3kW) appliances and filament lamps up to 400W
- Switches appliances ON & OFF at pre-set times
- 30 minute minimum switching interval
- Up to 24 ON & OFF programmes per day
- Manual override until next programme change



TS800 24hr Compact Plug-In Time Controller

24HR COMPACT IMMERSION HEATER

TIMEGUARD

- 16(6)A load rating
- Permanent ON/OFF control
- Up to 48 ON/48 OFF programmes
- Special 'Traffic Light' slider switch
- Switches ON and OFF at pre-set times
- Easy to use captive segment dial



NTT01 Timeswitch 24hr Compact Immersion Heater

24HR/7 DAY COMPACT IMMERSION HEATER

TIMEGUARD

- 16(4)A load rating
- Self-cancelling override button
- 4 ON/4 OFF easy-set programme periods per day
- Large easy push programme buttons
- Optional 1 and 2 hour boost button
- Automatic Summer/Winter changeover
- 720 hours rechargeable memory back-up



NTT03 Timeswitch 24hr/7 Day Compact Immersion Heater

24HR/7 DAY COMPACT VOLT FREE C/T

TIMEGUARD

- 16(8)A load rating
- Voltage free contacts
- Self-cancelling override button
- 4 ON/4 OFF easy-set programme periods per day
- Large easy push programme buttons
- Optional 1 and 2 hour boost button
- Automatic Summer/Winter changeover
- 720 hours rechargeable memory back-up



NTT04 Timeswitch 24hr/7 Day Compact Volt Free C/T

24HR SLIMLINE TIMESWITCH GENERAL PURPOSE

TIMEGUARD

- Permanent ON/OFF control
- 16(8)A load rating
- Voltage free contacts
- Up to 48 ON/48 OFF programmes
- Switches ON and OFF at pre-set times
- Easy to use captive segment dial



NTT05 Timeswitch 24hr Slimline Gen Purpose

24HR IMMERSION HEATER TIMECONTROLLER

TIMEGUARD

- Easy to use setting pins
- 13A (3kW) loading
- Bottom or rear entry for cable
- For total control of your hot water
- Switches ON and OFF at pre-set times
- 30 minute minimum switching interval
- Manual override until next programme change
- Integral thermal fuse for extra protection



TS900 24hr Immersion Heater Time Controller

STANDARD ROOM THERMOSTAT

TIMEGUARD

- Easy adjustable dial with clearly marked scale
- 5°C - 30°C temperature range
- Output led (illuminates on call for heat)
- Temperature swing adjustment



PLTRT030 Standard Room Thermostat

FROST THERMOSTAT

TIMEGUARD

- Frost protection setting
- 5°C - 10°C temperature range
- Output led (illuminates on call for heat)
- Includes optional tamper proof cover
- Temperature swing adjustment



PLTRT031 Frost Thermostat

DIGITAL THERMOSTAT

TIMEGUARD



- Frost protection setting
- Night set-back
- Stylish design with digital accuracy
- Simple push button setting
- Easy view illuminated temperature display
- Burner symbol display shows on call for heat
- Temperature swing adjustment

PLTRT033 Digital Thermostat

ELECTRONIC HEATING

TIMEGUARD



- Holiday mode setting
- 3 different time periods
- 7 day time programming
- Easy view 12 or 24 hour illuminated display
- 1 - 9 hour boost facility for instant control
- Burner symbol display shows on call for heat
- Automatic summer/winter changeover
- Permanent ON/OFF override

PLTRT034 1 Electronic Heating

PROGRAMMABLE ROOM THERMOSTAT

TIMEGUARD



- 7 day time programming
- Simple push button setting
- Easy view 12 or 24 hour illuminated display
- Burner symbol display shows on call for heat
- Automatic summer/winter changeover
- Frost protection setting
- 6 different time periods
- Optimum start feature

PLTRT035 Programmable Room Thermostat

DELHI QUARTZ CLOCK

TIMEGUARD



- 12 hour dial
- 1 x AA 1.5V supply (not supplied)
- White plastic finish, glass front and white aluminium dial

DQ9 Delhi Quartz Clock 9"

2 CHANNEL ELECTRONIC HEATING PROGRAMMER

TIMEGUARD



- 7 day time programming
- Independent control of heating and hot water
- 3 different time periods
- Suitable for pump and gravity fed systems
- Simple push button setting
- Easy view 12 or 24 hour illuminated display
- 1 - 9 hour boost facility for instant control
- Automatic summer/winter changeover
- Permanent ON/OFF override

PLTRT036 2 Channel Electronic Heating Programmer

OUR BRANCHES

Open 7:30-5:30 (Mon-Fri) & Sat AM

Anglesey:
01248 719077
anglesey@tnr.co.uk

Mochdre:
01492 548123
mochdre@tnr.co.uk

Ashton:
0161 882 9453
ashton@tnr.co.uk

Pwllheli:
01758 719429
pwllheli@tnr.co.uk

Chester:
01244 675779
chester@tnr.co.uk

Rhyl:
01745 356033
rhyl@tnr.co.uk

Crewe:
01270 584671
crewe@tnr.co.uk

Rochdale:
01706 648352
rochdale@tnr.co.uk

Holyhead:
01407 521311
holyhead@tnr.co.uk

Stockport:
0161 480 9141
stockport@tnr.co.uk

Knutsford:
01565 930400
knutsford@tnr.co.uk

Warrington:
01925 650501
warrington@tnr.co.uk

Macclesfield:
01625 433617
macclesfield@tnr.co.uk

24 HOUR/7 DAY SLIMLINE DIGITAL PLUG-IN TIME CONTROLLER

TIMEGUARD®

- Top side display for ease of viewing when in use
- Slimline plug-in control
- 7 Day programming
- 7 ON/OFF programmes over a choice of day groups or individual days
- Manual Override (Self-cancelling)
- Optional random switching feature
- Rechargeable battery backup



ETU17N 24 Hour/7 Day Slimline Digital Plug-in Time Controller

WI-FI CONTROLLED FUSED SPUR (TUYA EDITION)

TIMEGUARD®

- Available for Android and IOS
- Remote controlled from your phone via Wi-Fi and a data connection
- Can reduce running costs if unwanted programmes are cancelled
- Supports multiple devices
- Supports multiple users
- Permanent ON, Permanent OFF, Boost/Countdown Modes
- Positive ON/OFF status, with colour coded LED indicators
- Automatic summer/winter changeover



FSTWIFITU Wi-Fi Controlled Fused Spur (Tuya Edition)

7 DAY SLIMLINE ELECTRONIC IMMERSION HEATER TIMESWITCH

TIMEGUARD®

- Easy Slide' Program Button Cover to Prevent Accidental/Casual Tampering
- Extra large Screen With Blue LED Backlighting
- Red LED 'Mains ON' and Green LED 'Output' Indicators
- Large Programme Buttons
- Self-Cancelling Override Button To Next Programme Change
- Optional 1 & 2 hour Boost Button
- Automatic Summer/Winter Time Change
- Rechargeable Battery Back-up



NTT08 7 Day Slimline Electronic Immersion Heater Timeswitch

20A 24 HOUR/7 DAY COMPACT DIGITAL HEAVY DUTY TIMESWITCH

TIMEGUARD®

- Voltage free change over contacts
- Programme suspension, loop and override to next programme function
- 8 ON/8 OFF easy-set programmes per day. 56 ON, 56 OFF per week
- Automatic Summer/ Winter changeover
- Extra large "Easy View" backlit display with protective cover)
- Backup battery power reserve
- Self cancelling override & boost options
- Red LED "Mains ON" & Green LED "Output" indicators for easy viewing



NTTHDS 20A 24 Hour/7 Day Compact Digital Heavy Duty Timeswitch

SURETIME 2 HOUR ELECTRONIC BOOST TIMER

TIMEGUARD®

- Typical applications - Immersion Heaters - Room Heaters - Towel Rails - Lighting
- Various Boost Options
- Automatic timer countdown for up to 2 hours
- Cancellation of countdown time by pressing the boost button mid-cycle
- Bright illumination of the boost button at all times.
- Minimalist and simple to use!
- LED indicators for approximate time left on countdown
- Ideal for immersion control systems not racking up a huge bill
- Fits a standard flush or surface BS wall box with 25mm depth



STBT4 Suretime 2 Hour Electronic Boost Timer

24 HOUR COMPACT PLUG-IN SEGMENT TIME CONTROLLER

TIMEGUARD®

- 24 hour compact plug in timer
- 15 minute minimum switching interval which can be increased in 15 minute steps
- Permanent ON override for instant control
- Easy to use segment setting dial



TG24 24 Hour Compact Plug-In Segment Time Controller

2 HOUR DIGITAL BOOST TIMER WITH COUNTDOWN DISPLAY

TIMEGUARD

- 2 Hour maximum time on set in 15 minute increments
- Boost button with backlight disable feature
- Ideal for immersion heaters, room heaters, towel rails and lighting
- Replaces existing single gang connection unit fixed appliance outlets
- Multiple on times can be selected and viewed via the clear LED output display panel
- Easy push button selection
- Fits a standard flush or surface mount BS wall box



TGBD2 2 Hour Digital Boost Timer With Countdown Display

ELECTRONIC PLUG-IN THERMOSTAT WITH 24 HOUR TIME CONTROL

TIMEGUARD

- Plug in thermostat with 24.7 temperature control or timed temperature control
- 1000 hours integral battery power reserve
- Power reserve retains programmes and allows out of socket programming
- Reset button restores to factory set default programmes
- Large LCD information screen
- Manual override
- Internal probe sensor




TRT05 Electronic Plug-in Thermostat with 24 Hour Time Control

4 HOUR ELECTRONIC BOOST TIMER

TIMEGUARD

- Automatic timer countdown selection for up to 4 hours
- Typical applications such as immersion heaters, room heaters, towel rails and lighting
- Fits a standard flush or surface mount BS wall box min. 25mm deep



TGBT4N 4 Hour Electronic Boost Timer

7 DAY DIGITAL PROGRAMMER – 1 CHANNEL

TIMEGUARD

- 7 day programming for use with room thermostat
- 3 timed control periods per day (5 day and 2 or 7 day programming).
- Programme copy function
- 1 and 2 and 3 hour boost function
- Holiday mode
- Always ON and OFF override mode
- Blue LED screen illuminates upon setting
- Automatic summer and winter changeover
- Change over contacts
- Factory fitted rechargeable battery backup



TRT034N 7 Day Digital Programmer – 1 Channel

7 DAY PROGRAMMABLE ROOM THERMOSTAT WITH FROST PROTECTION

TIMEGUARD

- 7 day time and temperature programming with digital accuracy
- 6 different time/temperature periods (5 day and 2 or 7 day programming)
- Easy +/- illuminated push button settings
- Programme copy function for quick and easy setting
- Easy view time and temperature display illuminates on setting
- Frost protection setting
- Temperature swing adjustment (using DIP switches) between a 0.5°C and 1°C
- Optimum start feature (up to temperature at the time the programme is due to start)
- Voltage free change over contacts
- Display battery powered using 2x AA batteries supplied



TRT035N 7 Day Programmable Room Thermostat with Frost Protection

7 DAY DIGITAL HEATING PROGRAMMER – 2 CHANNEL

TIMEGUARD

- 2 independently programmed channels
- 7 day programming for use with room thermostat
- 3 timed control periods per day (5 day and 2 or 7 day programming)
- Programme copy function, holiday mode & manual ON/OFF override function
- 1 and 2 and 3 hour boost function for central heating and hot water
- 7 day factory fitted rechargeable battery backup
- Automatic summer/winter changeover
- Blue LED screen illuminates upon setting
- Change over contacts
- Optional pumped or gravity operation set by DIP switches



TRT036N 7 Day Digital Heating Programmer – 2 Channel

WIRELESS 7 DAY PROGRAMMABLE ROOM THERMOSTAT

TIMEGUARD THERMOSTAT

- Wire free installation from thermostat to receiver control
- Up to 60m transmission range depending on installation
- 6 different time/temperature periods
- Easy +/- illuminated push button settings
- Easy view time and temperature display illuminates on setting
- Output light red LED
- Frost protection setting
- Voltage free change over contacts
- Optimum start feature (up to temperature at the time the programme is due to start)
- Display battery powered using x2 AA batteries supplied



TRT037N Wireless 7 Day Programmable Room Thermostat

7 DAY DIGITAL HEATING PROGRAMMER – 3 CHANNEL

TIMEGUARD – 3 CHANNEL

- 3 independently programmed channels
- Suitable for fully pumped systems
- Simple push button control (illuminates on setting)
- 3 timed control periods (5 day plus 2 or 7 day)
- Holiday mode, 1 and 2 hour boost function
- Always ON and OFF override mode
- Blue LED screen illuminates upon setting
- Optional automatic summer/winter changeover
- Voltage free change over contacts
- 24 hour factory fitted rechargeable battery backup



TRT038N 7 Day Digital Heating Programmer – 3 Channel

WIRELESS DIGITAL ROOM THERMOSTAT WITH NIGHT SET BACK

TIMEGUARD

- Automatic transmission of time and temperature programmes
- Wire free installation from thermostat to receiver control
- Night set back reduces set temperature by 4°C with 1 to 9 hours recall
- Up to 60m transmission range depending on installation
- Easy +/- illuminated push button settings
- Easy view temperature display illuminates on setting
- Output light red LED
- Display battery powered using x2 AA batteries supplied
- Temperature range adjustable in a 0.5°C steps, swing adjustment (using DIP switches) between 0.5°C and 1°C
- Voltage free change over contacts



TRT047N Wireless Digital Room Thermostat with Night Set Back

WIRING CENTRE BOX

TIMEGUARD

- Spacious and robust box with easily accessible terminals
- Suitable for all types of heating systems
- Multiple fixing holes and cable entry knock outs
- Supplied with wiring diagrams for S type and Y type plan installations
- 16 terminal block circuits and 4 earth terminals
- 6 Internal cable clamps
- Surface mount with wall fixing kit supplied
- Voltage 230V AC 50Hz
- Flame Retardant Rating V1
- Switch Rating 10(2)A



TRT049N Wiring Centre Box

ANALOGUE ECONOMY 7 PROGRAMMER WITH BOOST CONTROL

TIMEGUARD

- Interchangeable with Sangamo and Horstmann Economy 7 units
- Suitable for use with single, dual or twin element immersion heaters
- Designed for use with Economy 7 off peak rate overnight electricity plans
- 4 Boost demand options 15 & 30 minutes and 1 & 2 hours
- 24 hour Segment dial with minimum 15 minute switching intervals
- Output LEDs illuminate during off peak and boost periods
- Quartz reserve with 150 hours memory back up
- Fits and supplied with a standard size Economy 7 wall box
- IP30 enclosure protection and class 1 shock protection
- Disconnection to immersion heater(s) via double pole rocker switch



TRTM7N Analogue Economy 7 Programmer with Boost Control

STERLING PROFILE - TRUNKING COMPONENT



PVC TRUNKING



3 COMPARTMENT

PROFILE 1 167 x 50mm




PROFILE 2 167 x 50mm



PROFILE 3 167 x 50mm



BASE UNIT




ETB1M 3 metre length

ETB1M 3 metre length

ETB1M 3 metre length

MAIN COMPARTMENT LID



ETL1WH 3 metre length

ETL1WH 3 metre length

ETL1WH 3 metre length

ANGLED COVER




CETC1WH
2 x ETAC1 3 metre length

ETAC1 3 metre length

-

SQUARE COVER



-

ETSC1 3 metre length

2 x ETSC1 3 metre length

COUPLER



EC20WH
(CECP1MWH)

ECP2WH

ECP3WH

END CAP



EEC20WH
(CEEC1MWH)

EECHP2LHWH or
EECHP2RHWH

EECP3WH

STANDARD INTERNAL BEND



EIB20WH
(CEIBP1MWH)

EIBP2WH

EIBP3WH

STANDARD EXTERNAL BEND



EXB20WH

EXBP2WH

EXBP3WH

FLAT ANGLE



EFA20MWH
(CEFA1MWH)

EFA2UWH or
EFA2DWH

EFA3WH

FLAT TEE



EFT20MWH


-

EFT3WH

STERLING MONO PLUS 20




BASE TRUNKING



EMT20WH
3 metre length
140 x 50mm

DIVIDING FILLET



EDF1 3 metre length

COMPARTMENT



ETL1WH 3 metre length

COUPLER



EC20WH

END CAP



EEC20WH

INTERNAL BEND



EIB20WH

EXTERNAL BEND



EXB20WH

FLAT ANGLE - FABRICATED



EFA20WH

FLAT TEE - FABRICATED



EFT20WH

SINGLE GANG ACCESSORY BOX



ESSB1WH
Depth: 30mm

DOUBLE GANG ACCESSORY BOX



ESSB2WH
Depth: 30mm

PVC MINI & MAXI TRUNKING



MINI TRUNKING 3 METRE LENGTHS

MMT1 16 x 16mm
MMT2 25 x 16mm
MMT3 38 x 16mm
MMT4 38 x 25mm

SELF ADHESIVE MINI TRUNKING 3 METRE LENGTHS

MMT1SF 16 x 16mm
MMT2SF 25 x 16mm
MMT3SF 38 x 16mm
MMT4SF 38 x 25mm

EXTERNAL BEND

TEB1 16 x 16mm
TEB2 25 x 16mm
TEB3 38 x 16mm
TEB4 38 x 25mm

STOP END

TEC1 16 x 16mm
TEC2 25 x 16mm
TEC3 38 x 16mm
TEC4 38 x 25mm

SURFACE BOX ADAPTORS

TA1WH 16 x 16mm
TA2WH 25 x 16mm
TA3WH 38 x 16mm

INTERNAL BEND

TIB/1 16 x 16mm
TIB/2 25 x 16mm
TIB/3 38 x 16mm
TIB/4 38 x 25mm

FLAT BEND

TFB1WH 16 x 16mm
TFB2WH 25 x 16mm
TFB3WH 38 x 16mm
TFB4WH 38 x 25mm

SWITCH & SOCKET BOXES MINI ENTRIES

MSSB14WH 25mm depth Square
MSSB35WH 32mm depth Square
MSSB36WH 38mm depth Square

CEILING ROSE ADAPTORS

TCR2WH 81mm Diameter
c/w Fixing Screws

PVC MAXI TRUNKING 3 METRE LENGTHS

MTRS50 50 x 50mm
MTRS75/50 75 x 50mm
MTRS75 75 x 75mm
MTRS100/50 100 x 50mm
MTRS100 100 x 100mm
MTRS150 150 x 150mm

PUNCHED MINI TRUNKING

Now available with regular punched holes for speed and ease of installation.

MMTH2WH 25 x 16mm, Pack 30 x 3m
MMTH4WH 38 x 25mm, Pack 15 x 3m
MMTH2SFWH 25 x 16mm Self Fix, Pack 30 x 3m
MMTH2SF2WH 25 x 16mm 2m Self Fix, Pack 30 x 2m
MMTH4SFWH 38 x 25mm Self Fix, Pack 15 x 3m
MMTH4SF2WH 38 x 25mm 2m Self Fix, Pack 15 x 2m

PVC WHITE CAPPING

EC/C21 12mm x 2 Metre
EC/C22 25mm x 2 Metre
EC/C23 38mm x 2 Metre



PVC CONDUIT



20MM PVC CONDUIT - 3 METRE LENGTH

CR6WHI	20mm Heavy Gauge PVC - White
CR6BLK	20mm Heavy Gauge PVC - Black

20MM PVC CONDUIT FITTINGS

TERMINAL BOXES:

2MRB2WHI	20mm Terminal Box - White
2MRB2BLK	20mm Terminal Box - Black
2MRB3WHI	20mm Through Box - White
2MRB3BLK	20mm Through Box - Black

ANGLE BOXES:

2MRB4WHI	20mm Angle Box - White
2MRB4BLK	20mm Angle Box - Black

TEE BOXES:

2MRB5WHI	20mm Tee Box - White
2MRB5BLK	20mm Tee Box - Black

LOOP IN BOXES:

2MRB12WHI	20mm Loop-In Box - White
2MRB12BLK	20mm Loop-In Box - Black

ELBOWS/ BENDS:

MIE2WHI	20mm Inspection Elbow - White
MIE2BLK	20mm Inspection Elbow - Black
MIB2WHI	20mm Inspection Bend - White
MIB2BLK	20mm Inspection Bend - Black

ADAPTORS:

MA7WHI	20mm Male Adaptor - White
MA7BLK	20mm Male Adaptor - Black
MAB2WHI	20mm Female Adaptor - White
MAB2BLK	20mm Female Adaptor - Black

COUPLIERS:

MC2WHI	20mm Straight Coupler - White
MC2BLK	20mm Straight Coupler - Black

SADDLES:

MSB2WHI	20mm Spacer Bar Saddles - White
MSB2BLK	20mm Spacer Bar Saddles - Black
MSBS2WHI	20mm Spacer Bar Snap Saddles - White
MSBS2BLK	20mm Spacer Bar Snap Saddles - Black

ANCILLARIES

MSC20	Conduit Solvent Cement - 250ml
MCL1WHI	65mm Dia Flush Fit Circular Lid - White
MCL1BLK	65mm Dia Flush Fit Circular Lid - Black
MBSH2	20mm Heavy Gauge Bending Spring
MBSH3	25mm Heavy Gauge Bending Spring

25MM PVC CONDUIT - 3 METRE LENGTH

CR7WHI	25mm Heavy Gauge PVC - White
CR7BLK	25mm Heavy Gauge PVC - Black

25MM PVC CONDUIT FITTINGS

TERMINAL BOXES:

3MRB2WHI	25mm Terminal Box - White
3MRB2BLK	25mm Terminal Box - Black
3MRB3WHI	25mm Through Box - White
3MRB3BLK	25mm Through Box - Black

ANGLE BOXES:

3MRB4WHI	25mm Angle Box - White
3MRB4BLK	25mm Angle Box - Black

TEE BOXES:

3MRB5WHI	25mm Tee Box - White
3MRB5BLK	25mm Tee Box - Black

BENDS:

MIB3WHI	25mm Inspection Bend - White
MIB3BLK	25mm Inspection Bend - Black

ADAPTORS:

MA8WHI	25mm Male Adaptor - White
MA8BLK	25mm Male Adaptor - Black
MAB3WHI	25mm Female Adaptor - White
MAB3BLK	25mm Female Adaptor - Black

SADDLES:

MSB3WHI	25mm Spacer Bar Saddles - White
MSB3BLK	25mm Spacer Bar Saddles - Black

COUPLIERS:

MC3WHI	25mm Straight Coupler - White
MC3BLK	25mm Straight Coupler - Black

SWITCH & SOCKET SURFACE BOXES

MSSB19K	1 Gang Switch/Socket Box 32mm - Rounded
MSSB21K	2 Gang Switch/Socket Box 32mm - Rounded
MSSB10K	1 Gang Switch/Socket Box 32mm - Squared
MSSB11K	2 Gang Switch/Socket Box 32mm - Squared

OVAL CONDUIT - 3 METRE LENGTH

ECO17	16mm x 10mm Super High Impact (16mm O.D)
ECO18	23mm x 11mm Super High Impact (20mm O.D)
ECO19	29mm x 11mm Super High Impact (25mm O.D)

GALVANISED CONDUIT & ACCESSORIES

UNI**CRIMP**




20MM GALVANISED CONDUIT & ACCESSORIES

DT20300	Galvanised Conduit 3m Length
QIT20G	20mm Galv Inspection Tees
QB020G	20mm Galv Back Outlet
QBSC20G	20mm Galv Ball & Socket Covers
QCB420G	20mm 4 Way Galv Conduit Boxes
QCBH420G	20mm 4 Way 'H' Galv Conduit Boxes
QCBTT320G	20mm 3w Tangent Tee Galv Cond Boxes
QFC20G	20mm Bzp Flange Couplers
QIE20G	20mm Galv Inspection Elbows
QER20G	20mm Bzp Extensions Rings
QET120G	20mm 1w Galv Extension Terminal
QLB1G	1 Hole Bzp Loop In Boxes
QLB2G	2 Hole Bzp Loop In Boxes
QLB3G	3 Hole Bzp Loop In Boxes
QLB4G	4 Hole Bzp Loop In Boxes



25MM GALVANISED CONDUIT & ACCESSORIES

DT25300	Galvanised Conduit 3m Length
QSP25	25mm Brass Slotted Plugs
QER25G	25mm Bzp Extensions Rings
QFC25G	25mm Bzp Flange Couplers
QDC25G	25mm Bzp Dome Covers
QCBU225G	25mm 2 Way 'U' Galv Conduit Boxes
QCBY325G	25mm 3 Way 'Y' Galv Conduit Boxes
QCBH425G	25mm 4 Way 'H' Galv Conduit Boxes
QCB425G	25mm 4 Way Galv Conduit Boxes
QIB25G	25mm Galv Inspection Bends
QCB125G	1 Way Circular Terminal Box
QCB225G	2 Way Circular Through Box
QCB4225G	2 Way Circular Angle Box
QCB325G	3 Way Circular Tee Box
QLGL	Box Lid for Circular Boxes
BLG	Rubber Gasket for Circular Boxes
HP10G	Hook Plate
QSBS25	Spacer Bar Saddle
QDS25G	Distance Saddle
QCF25G	Crampet
S25N	Screwed Nipple
QHSP25G	Slotted Head Stop Plug



GALVANISED LOCKRINGS

QLR20G	20mm Galvanised Lockring
QLR25G	25mm Galvanised Lockring
S32LR	32mm Galvanised Lockring
S11/2LR	1.5 inch Galvanised Lockring
S2LR	2 inch Galvanised Lockring

SHORT MALE BUSH

QMSB20	20mm Short Male Brass Bush
QMSB25	25mm Short Male Brass Bush
B32MBS	32mm Short Male Brass Bush
B11/2MBS	1.5 inch Short Male Brass Bush
B2MBS	2 inch Short Male Brass Bush

LONG MALE BUSH

QMLB20	20mm Long Male Brass Bush
QMLB25	25mm Long Male Brass Bush
B32MBL	32mm Long Male Brass Bush
B11/2MBL	1.5 inch Male Brass Bush
B2MBL	2 inch Male Brass Bush

FEMALE BUSH

QFB20	20mm Female Brass Bush
QFB25	25mm Female Brass Bush
B32FB	32mm Female Brass Bush
B11/2FB	1.5 inch Female Brass Bush
B2FB	2 inch Female Brass Bush

GALVANISED CONDUIT & ACCESSORIES

UNI**CRIMP**



GALVANISED LOCKNUTS

QLN20G	20mm Galvanised Locknut
QLN25G	25mm Galvanised Locknut
G32LN	32mm Galvanised Locknut
G11/2LN	1.5 inch Galvanised Locknut
G2LN	2 inch Galvanised Locknut



ADAPTORS & REDUCERS

UNI**CRIMP**

QFA2034G	20mm Female X 3/4" Male Bzp Adaptors
QFA3420G	3/4" Female X 20mm Male Bzp Adaptors
QHR2016G	20-16mm Bzp Hexagon Reducers
QHR2520G	25-20mm Bzp Hexagon Reducers
QHR3220G	32-20mm Bzp Hexagon Reducers
QHR3225G	32-25mm Bzp Hexagon Reducers
QSP20	20mm Brass Slotted Plugs
QHR2520G	25mm to 20mm Conduit Reducers



GALVANISED COUPLERS

UNI**CRIMP**

QSC20G	20mm Bzp Solid Couplers
QSC25G	25mm Bzp Solid Couplers



CONDUIT TOOLS

CONDUIT PIPE BENDER

EL25/090700B	Conduit Bender 20 & 25mm formers
--------------	-------------------------------------



STOCK & DIE SET

AECOSM	Die/Guide Set 20/25mm
--------	-----------------------



TREFOLEX CUTTING COMPOUND

31-7110-1	Cutting Compound 500ml
-----------	------------------------





STRUT & STRUT ACCESSORIES

STRUT LENGTHS

MTS21P325PG	Metal Strut Lengths 41mm x 21mm x 2.5mm 3M Plain Strut Channel
MTS21S325PG	Metal Strut Lengths 41mm x 21mm x 2.5mm 3M Slotted Strut Channel
MTS41P325PG	Metal Strut Lengths 41mm x 41mm x 2.5mm 3M Plain Strut Channel
MTS41S325PG	Metal Strut Lengths 41mm x 41mm x 2.5mm 3M Slotted Strut Channel

CANTILEVER ARMS

MTS150CA	Metal Strut Fittings 150mm Cantilever Arm
MTS300CA	Metal Strut Fittings 300mm Cantilever Arm
MTS450CA	Metal Strut Fittings 450mm Cantilever Arm
MTS600CA	Metal Strut Fittings 600mm Cantilever Arm
MTS750CA	Metal Strut Fittings 750mm Cantilever Arm
MTS1000CA	Metal Strut Fittings 1000mm Cantilever Arm

SQUARE WASHERS

MTS101M6	Metal Strut Fittings M6 Square Plate Washer 40mm x 40mm x 5mm
MTS101M8	Metal Strut Fittings M8 Square Plate Washer 40mm x 40mm x 5mm
MTS101M10	Metal Strut Fittings M10 Square Plate Washer 40mm x 40mm x 5mm
MTS101M12	Metal Strut Fittings M12 Square Plate Washer 40mm x 40mm x 5mm

FLAT PLATES & BRACKETS

MTS102	Metal Strut Fittings 2 Hole Flat Plate
MTS103	Metal Strut Fittings 3 Hole Flat Plate
MTS104	Metal Strut Fittings 4 Hole Flat Plate
MTS105	Metal Strut Fittings 5 Hole Flat Plate
MTS106	Metal Strut Fittings 3 Hole Flat L Bracket
MTS107	Metal Strut Fittings 4 Hole Flat Tee Bracket
MTS108	Metal Strut Fittings 5 Hole Flat Cross Bracket
MTS109	Metal Strut Fittings 2 Hole Right Angle Bracket
MTS110	Metal Strut Fittings 3 Hole Right Angle Bracket
MTS111	Metal Strut Fittings 4 Hole Right Angle Bracket
MTS112	Metal Strut Fittings 4 Hole Right Angle Bracket
MTS113	Metal Strut Fittings 4 Hole Left Hand Corner Tee Bracket
MTS114	Metal Strut Fittings 4 Hole Right Hand Corner Tee Bracket
MTS115	Metal Strut Fittings 3 Hole Tee Left Angle Bracket
MTS116	Metal Strut Fittings 3 Hole Bent Tee Plate
MTS117	Metal Strut Fittings 4 Hole Flat Gusset L Bracket
MTS118	Metal Strut Fittings 4 Hole Right Angle Gusset Bracket



MTS150CA
MTS300CA
MTS450CA
MTS600CA
MTS750CA
MTS1000CA

MTS113
MTS114
MTS115
MTS116
MTS117
MTS118



MTS101M6
MTS101M8
MTS101M10
MTS101M12

MTS21P325PG



MTS102
MTS103
MTS104
MTS105

MTS21S325PG



MTS106
MTS107
MTS108

MTS41P325PG



MTS109
MTS110
MTS111
MTS112

MTS41S325PG



STRUT & STRUT ACCESSORIES

- MTS11915** Metal Strut Fittings 2 Hole 15 Deg Obtuse Angle Bracket
- MTS11922** Metal Strut Fittings 2 Hole 22 Deg Obtuse Angle Bracket
- MTS11945** Metal Strut Fittings 2 Hole 45 Deg Obtuse Angle Bracket
- MTS12045** Metal Strut Fittings 2 Hole 45 Deg Acute Angle Bracket
- MTS121** Metal Strut Fittings 41mm x 21mm 2 Hole Z Bracket
- MTS122** Metal Strut Fittings 41mm x 41mm 3 Hole Z Bracket
- MTS123** Metal Strut Fittings 41mm x 21mm 3 Hole Top Hat Bracket
- MTS124** Metal Strut Fittings 41mm x 41mm 5 Hole Top Hat Bracket
- MTS125** Metal Strut Fittings 41mm x 82mm 7 Hole Top Hat Bracket
- MTS126** Metal Strut Fittings Single Base Plate Bracket
- MTS127** Metal Strut Fittings 41mm Corner Base Plate Bracket
- MTS128** Metal Strut Fittings 41mm x 82mm Back 2 Back Base Plate Bracket
- MTS129** Metal Strut Fittings 41mm Gusset Base Plate Bracket
- MTS130** Metal Strut Fittings 41mm x 82mm Back 2 Back Gusset Base Plate Bracket



MTS11915
MTS11922
MTS11945



MTS129
MTS130

BEAM CLAMPS

- MTS131** Metal Strut Fittings Toe Beam Clamp
- MTS132** Metal Strut Fittings Large C Beam Clamp
- MTS133** Metal Strut Fittings Small C Beam Clamp
- MTS134** Metal Strut Fittings Z Beam Clamp

MTS12045

MTS131
MTS132
MTS133
MTS134

WINDOW BRACKETS

- MTS135** Metal Strut Fittings 41mm x 41mm Window Bracket
- MTS136** Metal Strut Fittings 41mm x 21mm Window Bracket
- MTS137** Metal Strut Fittings 41mm x 82mm Window Bracket
- MTS138** Metal Strut Fittings 41mm x 41mm U Beam Clamp
- MTS139** Metal Strut Fittings 41mm x 41mm Internal Coupler
- MTS140** Metal Strut Fittings 41mm x 21mm Internal Coupler
- MTS141** Metal Strut Fittings 41mm x 41mm External Coupler
- MTS142** Metal Strut Fittings 41mm x 21mm External Coupler



MTS121
MTS122
MTS123
MTS124



MTS135
MTS136
MTS137

END CAPS

- MTSCAP21BK** Metal Strut Fittings 41mm x 21mm End Cap Black
- MTSCAP21WH** Metal Strut Fittings 41mm x 21mm End Cap White
- MTSCAP41BK** Metal Strut Fittings 41mm x 41mm End Cap Black
- MTSCAP41WH** Metal Strut Fittings 41mm x 41mm End Cap White



MTS125



MTS138



MTS141
MTS142



MTT22GBI90
MTT22GBT90
MTT33GBI90



MTS126
MTS127
MTS128




MTS139
MTS140



STRUT & STRUT ACCESSORIES

CHANNEL NUTS & SPRING NUTS

MTSM6LS	Metal Strut Fittings M6 Channel Nut Long Spring
MTSM6NS	Metal Strut Fittings M6 Channel Nut No Spring
MTSM6SS	Metal Strut Fittings M6 Channel Nut Short Spring
MTSM8LS	Metal Strut Fittings M8 Channel Nut Long Spring
MTSM8NS	Metal Strut Fittings M8 Channel Nut No Spring
MTSM8SS	Metal Strut Fittings M8 Channel Nut Short Spring
MTSM10LS	Metal Strut Fittings M10 Channel Nut Long Spring
MTSM10NS	Metal Strut Fittings M10 Channel Nut No Spring
MTSM10SS	Metal Strut Fittings M10 Channel Nut Short Spring
MTSM12LS	Metal Strut Fittings M12 Channel Nut Long Spring
MTSM12NS	Metal Strut Fittings M12 Channel Nut No Spring
MTSM12SS	Metal Strut Fittings M12 Channel Nut Short Spring



THREADED ROD

MTSM6ROD	Metal Strut Fittings M6 x 3M Threaded Rod
MTSM8ROD	Metal Strut Fittings M8 x 3M Threaded Rod
MTSM10ROD	Metal Strut Fittings M10 x 3M Threaded Rod
MTSM12ROD	Metal Strut Fittings M12 x 3M Threaded Rod
MTSM16ROD	Metal Strut Fittings M16 x 3M Threaded Rod
MTSM20ROD	Metal Strut Fittings M20 x3M Threaded Rod
MTSM24ROD	Metal Strut Fittings M24 x3M Threaded Rod



METAL TRUNKING SYSTEMS

LIGHTING TRUNKING

MTLT45	Metal Turnbuckle Trunking 50mm x 50mm Lighting Trunking 4.5M
---------------	--------------------------------------------------------------

LIGHTING TRUNKING ACCESSORIES

MTLTBE3	Metal Turnbuckle Fittings 50mm x 50mm Lighting Trunking Blank End
MTLTCR	Metal Turnbuckle Fittings 50mm x 50mm Lighting Trunking Cable Retainer
MTLTL2IC3	Metal Turnbuckle Fittings 50mm x 50mm Lighting Trunking 2 Way Coupler Inside Lid
MTLTL2OC3	Metal Turnbuckle Fittings 50mm x 50mm Lighting Trunking 2 Way Coupler Outside Lid
MTLTL2TC3	Metal Turnbuckle Fittings 50mm x 50mm Lighting Trunking 2 Way Coupler Top Lid
MTLTL3TC3	Metal Turnbuckle Fittings 50mm x 50mm Lighting Trunking 3 Way Coupler Tee Top Lid
MTLTL4TC3	Metal Turnbuckle Fittings 50mm x 50mm Lighting Trunking 3 Way Coupler Cross Top Lid
MTLTL3C3	Metal Turnbuckle Fittings 50mm x 50mm Lighting Trunking Long Coupler
MTLTM	Metal Turnbuckle Fittings Lighting Trunking Metal Lid 2.0M
MTLTPW	Metal Turnbuckle Fittings Lighting Trunking Lid White 2.0M
MTLTSF	Metal Turnbuckle Fittings Lighting Trunking Suspension Fitting
MTLTS311	Metal Turnbuckle Fittings 50mm x 50mm Lighting Trunking Suspension 11mm



MTLTL3TC3



MTLTL4TC3



MTLTL3C3



MTLTM



MTLTPW



MTLTSF



MTLTS311



MTLT45



MTLTBE3



MTLTL3C3



MTLTL2IC3
MTLTL2OC3



MTLTL2TC3



METAL TRUNKING SYSTEMS

TRUNKING LENGTHS

MTT22	Metal Turnbuckle Trunking 50mm x 50mm Turnbuckle Trunking 3M
MTT33	Metal Turnbuckle Trunking 75mm x 75mm Turnbuckle Trunking 3M
MTT42	Metal Turnbuckle Trunking 100mm x 50mm Turnbuckle Trunking 3M
MTT44	Metal Turnbuckle Trunking 100mm x 100mm Turnbuckle Trunking 3M
MTT62	Metal Turnbuckle Trunking 150mm x 50mm Turnbuckle Trunking 3M
MTT64	Metal Turnbuckle Trunking 150mm x 100mm Turnbuckle Trunking 3M
MTT66	Metal Turnbuckle Trunking 150mm x 150mm Turnbuckle Trunking 3M

50 X 50 MM ACCESSORIES

MTT22EC	Metal Turnbuckle Fittings 50mm x 50mm End Cap
MTT22GBI45	Metal Turnbuckle Fittings 50mm x 50mm 45° Gusset Bend Inside Lid
MTT22GBI90	Metal Turnbuckle Fittings 50mm x 50mm 90° Gusset Bend Inside Lid
MTT22GBO4	Metal Turnbuckle Fittings 50mm x 50mm 45° Gusset Bend Outside Lid
MTT22GBO9	Metal Turnbuckle Fittings 50mm x 50mm 90° Gusset Bend Outside Lid
MTT22GBT45	Metal Turnbuckle Fittings 50mm x 50mm 45° Gusset Bend Top Lid
MTT22GBT90	Metal Turnbuckle Fittings 50mm x 50mm 90° Gusset Bend Top Lid
MTT22GTI	Metal Turnbuckle Fittings 50mm x 50mm Gusset Tee Inside Lid
MTT22GTO	Metal Turnbuckle Fittings 50mm x 50mm Gusset Tee Outside Lid
MTT22GTT	Metal Turnbuckle Fittings 50mm x 50mm Gusset Tee Top Lid
MTT22TH	Metal Turnbuckle Fittings 50mm x 50mm Trunking Hanger
MTT22UC	Metal Turnbuckle Fittings 50mm x 50mm U Shaped Coupler

75 X 75 MM ACCESSORIES

MTT33EC	Metal Turnbuckle Fittings 75mm x 75mm End Cap
MTT33GBI45	Metal Turnbuckle Fittings 75mm x 75mm 45° Gusset Bend Inside Lid
MTT33GBI90	Metal Turnbuckle Fittings 75mm x 75mm 90° Gusset Bend Inside Lid
MTT33GBO45	Metal Turnbuckle Fittings 75mm x 75mm 45° Gusset Bend Outside Lid
MTT33GBO90	Metal Turnbuckle Fittings 75mm x 75mm 90° Gusset Bend Outside Lid
MTT33GBT45	Metal Turnbuckle Fittings 75mm x 75mm 45° Gusset Bend Top Lid
MTT33GBT90	Metal Turnbuckle Fittings 75mm x 75mm 90° Gusset Bend Top Lid
MTT33GTI	Metal Turnbuckle Fittings 75mm x 75mm Gusset Tee Inside Lid
MTT33GTO	Metal Turnbuckle Fittings 75mm x 75mm Gusset Tee Outside Lid
MTT33GTT	Metal Turnbuckle Fittings 75mm x 75mm Gusset Tee Top Lid
MTT33TH	Metal Turnbuckle Fittings 75mm x 75mm Trunking Hanger
MTT33UC	Metal Turnbuckle Fittings 75mm x 75mm U Shaped Coupler



MTT22TH
MTT33TH



MTT22UC
MTT33UC



MTT33GBO90



MTT33GTO



MTT33GBT90



MTT22GTO



MTT22GTI
MTT22GTT
MTT33GTI
MTT33GTT



MTT22
MTT33
MTT44
MTT66



MTT42
MTT62
MTT64



MTT22EC
MTT33EC



MTT22GBI45
MTT22GBT45
MTT33GBI45
MTT33GBT45



MTT22GBI90
MTT33GBI90



MTT22GBO4
MTT22GBO9
MTT33GBO45



METAL TRUNKING SYSTEMS

100X50 MM ACCESSORIES

MTT42EC	Metal Turnbuckle Fittings 100mm x 50mm End Cap
MTT42GBI45	Metal Turnbuckle Fittings 100mm x 50mm 45° Gusset Bend Inside Lid
MTT42GBI90	Metal Turnbuckle Fittings 100mm x 50mm 90° Gusset Bend Inside Lid
MTT42GB045	Metal Turnbuckle Fittings 100mm x 50mm 45° Gusset Bend Outside Lid
MTT42GB090	Metal Turnbuckle Fittings 100mm x 50mm 90° Gusset Bend Outside Lid
MTT42GBT45	Metal Turnbuckle Fittings 100mm x 50mm 45° Gusset Bend Top Lid
MTT42GBT90	Metal Turnbuckle Fittings 100mm x 50mm 90° Gusset Bend Top Lid
MTT42GTI	Metal Turnbuckle Fittings 100mm x 50mm Gusset Tee Inside Lid
MTT42GTO	Metal Turnbuckle Fittings 100mm x 50mm Gusset Tee Outside Lid
MTT42GTT	Metal Turnbuckle Fittings 100mm x 50mm Gusset Tee Top Lid
MTT42TH	Metal Turnbuckle Fittings 100mm x 50mm Trunking Hanger
MTT42UC	Metal Turnbuckle Fittings 100mm x 50mm U Shaped Coupler

100 X 100 MM ACCESSORIES

MTT44EC	Metal Turnbuckle Fittings 100mm x 100mm End Cap
MTT44GBI45	Metal Turnbuckle Fittings 100mm x 100mm 45° Gusset Bend Inside Lid
MTT44GBI90	Metal Turnbuckle Fittings 100mm x 100mm 90° Gusset Bend Inside Lid
MTT44GB04	Metal Turnbuckle Fittings 100mm x 100mm 45° Gusset Bend Outside Lid
MTT44GB09	Metal Turnbuckle Fittings 100mm x 100mm 90° Gusset Bend Outside Lid
MTT44GBT45	Metal Turnbuckle Fittings 100mm x 100mm 45° Gusset Bend Top Lid
MTT44GBT90	Metal Turnbuckle Fittings 100mm x 100mm 90° Gusset Bend Top Lid
MTT44GTI	Metal Turnbuckle Fittings 100mm x 100mm Gusset Tee Inside Lid
MTT44GTO	Metal Turnbuckle Fittings 100mm x 100mm Gusset Tee Outside Lid
MTT44GTT	Metal Turnbuckle Fittings 100mm x 100mm Gusset Tee Top Lid
MTT44TH	Metal Turnbuckle Fittings 100mm x 100mm Trunking Hanger
MTT44UC	Metal Turnbuckle Fittings 100mm x 100mm U Shaped Coupler



MTT44GTO



MTT44UC



MTT44GTI
MTT44GTT



MTT44GBI45
MTT44GBI90
MTT44GB04
MTT44GB09
MTT44GBT45
MTT44GBT90



MTT44EC



MTT42UC



MTT42TH
MTT44TH



MTT42EC



MTT42GBI45
MTT42GBI90



MTT42GB045
MTT42GB090



MTT42GBT45
MTT42GBT90



MTT42GTI



MTT42GTO



MTT42TH
MTT44TH



METAL TRUNKING SYSTEMS

150 X 50 MM ACCESSORIES

MTT62EC	Metal Turnbuckle Fittings 150mm x 50mm End Cap
MTT62GBI45	Metal Turnbuckle Fittings 150mm x 50mm 45° Gusset Bend Inside Lid
MTT62GBI90	Metal Turnbuckle Fittings 150mm x 50mm 90° Gusset Bend Inside Lid
MTT62GB04	Metal Turnbuckle Fittings 150mm x 50mm 45° Gusset Bend Outside Lid
MTT62GB09	Metal Turnbuckle Fittings 150mm x 50mm 90° Gusset Bend Outside Lid
MTT62GBT45	Metal Turnbuckle Fittings 150mm x 50mm 45° Gusset Bend Top Lid
MTT62GBT90	Metal Turnbuckle Fittings 150mm x 50mm 90° Gusset Bend Top Lid
MTT62GTI	Metal Turnbuckle Fittings 150mm x 50mm Gusset Tee Inside Lid
MTT62GTO	Metal Turnbuckle Fittings 150mm x 50mm Gusset Tee Outside Lid
MTT62GTT	Metal Turnbuckle Fittings 150mm x 50mm Gusset Tee Top Lid
MTT62TH	Metal Turnbuckle Fittings 150mm x 50mm Trunking Hanger
MTT62UC	Metal Turnbuckle Fittings 150mm x 50mm U Shaped Coupler

150 X 100 MM ACCESSORIES

MTT64EC	Metal Turnbuckle Fittings 150mm x 100mm End Cap
MTT64GBI45	Metal Turnbuckle Fittings 150mm x 100mm 45° Gusset Bend Inside Lid
MTT64GBI90	Metal Turnbuckle Fittings 150mm x 100mm 90° Gusset Bend Inside Lid
MTT64GB04	Metal Turnbuckle Fittings 150mm x 100mm 45° Gusset Bend Outside Lid
MTT64GB09	Metal Turnbuckle Fittings 150mm x 100mm 90° Gusset Bend Outside Lid
MTT64GBT45	Metal Turnbuckle Fittings 150mm x 100mm 45° Gusset Bend Top Lid
MTT64GBT90	Metal Turnbuckle Fittings 150mm x 100mm 90° Gusset Bend Top Lid
MTT64GTI	Metal Turnbuckle Fittings 150mm x 100mm Gusset Tee Inside Lid
MTT64GTO	Metal Turnbuckle Fittings 150mm x 100mm Gusset Tee Outside Lid
MTT64GTT	Metal Turnbuckle Fittings 150mm x 100mm Gusset Tee Top Lid
MTT64TH	Metal Turnbuckle Fittings 150mm x 100mm Trunking Hanger
MTT64UC	Metal Turnbuckle Fittings 150mm x 100mm U Shaped Coupler
MTT66EC	Metal Turnbuckle Fittings 150mm x 150mm End Cap
MTT66GBI45	Metal Turnbuckle Fittings 150mm x 150mm 45° Gusset Bend Inside Lid
MTT66GBI90	Metal Turnbuckle Fittings 150mm x 150mm 90° Gusset Bend Inside Lid
MTT66GB04	Metal Turnbuckle Fittings 150mm x 150mm 45° Gusset Bend Outside Lid
MTT66GB09	Metal Turnbuckle Fittings 150mm x 150mm 90° Gusset Bend Outside Lid
MTT66GBT45	Metal Turnbuckle Fittings 150mm x 150mm 45° Gusset Bend Top Lid
MTT66GBT90	Metal Turnbuckle Fittings 150mm x 150mm 90° Gusset Bend Top Lid
MTT66GTI	Metal Turnbuckle Fittings 150mm x 150mm Gusset Tee Inside Lid
MTT66GTO	Metal Turnbuckle Fittings 150mm x 150mm Gusset Tee Outside Lid
MTT66GTT	Metal Turnbuckle Fittings 150mm x 150mm Gusset Tee Top Lid
MTT66TH	Metal Turnbuckle Fittings 150mm x 150mm Trunking Hanger
MTT66UC	Metal Turnbuckle Fittings 150mm x 150mm U Shaped Coupler



MTT66GB09
MTT66GBT90



MTT66GTO



MTT66GTI
MTT66GTT



MTT64GBT45
MTT66GBI45
MTT66GBI90
MTT66GB04
MTT66GBT45



MTT66EC



MTT62UC
MTT64UC
MTT66UC



MTT62TH
MTT64TH
MTT66TH



MTT62EC
MTT64EC



MTT62GBI45
MTT62GBI90
MTT64GBI45
MTT64GBI90



MTT62GB04
MTT62GB09
MTT64GB04
MTT64GB09



MTT62GBT45
MTT62GBT90
MTT64GBT90



MTT62GTI
MTT64GTI



MTT62GTO
MTT64GTO



MTT62GTT
MTT64GTT



CABLE TRAY

LIGHT DUTY CABLE TRAY

203658	L/D Cable Tray 50mm 3m PG
203659	L/D Cable Tray 75mm 3m PG
203660	L/D Cable Tray 100mm 3m PG
203661	L/D Cable Tray 150mm 3m PG
203662	L/D Cable Tray 225mm 3m PG
203663	L/D Cable Tray 300mm 3m PG



MEDIUM DUTY CABLE TRAY

203708	M/D Cable Tray 50mm 3m PG
203709	M/D Cable Tray 75mm 3m PG
203710	M/D Cable Tray 100mm 3m PG
203711	M/D Cable Tray 150mm 3m PG
203712	M/D Cable Tray 225mm 3m PG
203713	M/D Cable Tray 300mm 3m PG
203714	M/D Cable Tray 450mm 3m PG
203715	M/D Cable Tray 600mm 3m PG



CABLE TRAY COVER

215521	Tray Cover 75mm 3m PG
215522	Tray Cover 100mm 3m PG
215523	Tray Cover 150mm 3m PG
215524	Tray Cover 225mm 3m PG
215525	Tray Cover 300mm 3m PG
215526	Tray Cover 450mm 3m PG
215527	Tray Cover 600mm 3m PG
220067	Tray Cover 50mm 2m PG



LIGHT DUTY FLAT BENDS

203669	L/D 90 Deg Flat Bend 75mm PG
203670	L/D 90 Deg Flat Bend 100mm PG
203671	L/D 90 Deg Flat Bend 150mm PG
203672	L/D 90 Deg Flat Bend 225mm PG
203673	L/D 90 Deg Flat Bend 300mm PG




LIGHT DUTY EQUAL TEES

203688	L/D Equal Tee 50mm PG
203689	L/D Equal Tee 75mm PG
203690	L/D Equal Tee 100mm PG
203691	L/D Equal Tee 150mm PG
203692	L/D Equal Tee 225mm PG
203693	L/D Equal Tee 300mm PG



LIGHT DUTY EQUAL CROSS

203698	L/D 4-Way Equal Cross 50mm PG
203699	L/D 4-Way Equal Cross 75mm PG
203700	L/D 4-Way Equal Cross 100mm PG
203701	L/D 4-Way Equal Cross 150mm PG
203702	L/D 4-Way Equal Cross 225mm PG
203703	L/D 4-Way Equal Cross 300mm PG



LIGHT DUTY RISERS

204229	L/D Adjustable Riser 50mm PG
204230	L/D Adjustable Riser 75mm PG
204231	L/D Adjustable Riser 100mm PG
204232	L/D Adjustable Riser 150mm PG
204233	L/D Adjustable Riser 225mm PG
204234	L/D Adjustable Riser 300mm PG



LIGHT DUTY FLAT BEND

225465	L/D 45 Deg Flat Bend 50mm PG
225466	L/D 45 Deg Flat Bend 75mm PG
225467	L/D 45 Deg Flat Bend 100mm PG
225468	L/D 45 Deg Flat Bend 150mm PG
225469	L/D 45 Deg Flat Bend 225mm PG
225470	L/D 45 Deg Flat Bend 300mm PG
204321	L/D 90 Deg Flat Bend 50mm PG



MEDIUM DUTY FLAT BEND

203745	M/D 90 Deg Flat Bend 50mm PG
203746	M/D 90 Deg Flat Bend 75mm PG
203747	M/D 90 Deg Flat Bend 100mm PG
203748	M/D 90 Deg Flat Bend 150mm PG
203749	M/D 90 Deg Flat Bend 225mm PG
203750	M/D 90 Deg Flat Bend 300mm PG
203751	M/D 90 Deg Flat Bend 450mm PG
203752	M/D 90 Deg Flat Bend 600mm PG



MEDIUM DUTY EQUAL TEE

203765	M/D Equal Tee 50mm PG
203766	M/D Equal Tee 75mm PG
203767	M/D Equal Tee 100mm PG
203768	M/D Equal Tee 150mm PG
203769	M/D Equal Tee 225mm PG
203770	M/D Equal Tee 300mm PG
203771	M/D Equal Tee 450mm PG
203772	M/D Equal Tee 600mm PG



MEDIUM DUTY EQUAL CROSS

203775	M/D 4-Way Equal Cross 50mm PG
203776	M/D 4-Way Equal Cross 75mm PG
203777	M/D 4-Way Equal Cross 100mm PG
203778	M/D 4-Way Equal Cross 150mm PG
203779	M/D 4-Way Equal Cross 225mm PG
203780	M/D 4-Way Equal Cross 300mm PG
203781	M/D 4-Way Equal Cross 450mm PG
203782	M/D 4-Way Equal Cross 600mm PG



MEDIUM DUTY RISERS

204239	M/D Adjustable Riser 50mm PG
204240	M/D Adjustable Riser 75mm PG
204241	M/D Adjustable Riser 100mm PG
204242	M/D Adjustable Riser 150mm PG
204243	M/D Adjustable Riser 225mm PG
204244	M/D Adjustable Riser 300mm PG
204245	M/D Adjustable Riser 450mm PG
204246	M/D Adjustable Riser 600mm PG



MEDIUM DUTY FLAT BEND

225471	M/D 45 Deg Flat Bend 50mm PG
225472	M/D 45 Deg Flat Bend 75mm PG
225475	M/D 45 Deg Flat Bend 225mm PG
225476	M/D 45 Deg Flat Bend 300mm PG
225477	M/D 45 Deg Flat Bend 450mm PG
225478	M/D 45 Deg Flat Bend 600mm PG



CABLE TRAY SPLICES

203800	Inside Splice 12/25/50mm PG
203801	Outside Splice 50mm PG
203724	Outside Splice 25mm PG





WIRE BASKET

Wire Basket Lengths

MT2/3616	Wire Basket 100x35mm
MT2/3617	Wire Basket 150x35mm
MT2/3618	Wire Basket 200x35mm
MT2/3619	Wire Basket 300x35mm
MT2/7248	Fast Coupling Basket 100x65mm
MT2/7249	Fast Coupling Basket 150x65mm
MT2/7250	Fast Coupling Basket 200x65mm
MT2/7251	Fast Coupling Basket 300x65mm
MT2/7389	Fast Coupling Basket 60x65mm
MT2/7394	Fast Coupling Basket 400x65mm
MT2/7395	Fast Coupling Basket 500x65mm
MT2/7396	Fast Coupling Basket 600x65mm



Wire Basket Cover

MT2/1312	Wire Basket Cover 100mm
MT2/1313	Wire Basket Cover 150mm
MT2/1314	Wire Basket Cover 200mm
MT2/1316	Wire Basket Cover 300mm
MT2/1317	Wire Basket Cover 400mm
MT2/1318	Wire Basket Cover 500mm
MT2/1319	Wire Basket Cover 600mm



Wire Basket Divider Fillet

MT2/2066	Divider fillet 60mm
MT2/3476	Divider fillet 35mm
MT2/3478	Divider fillet 100mm



Wire Basket Cable Lay

WBM06100	Cablelay Class 0 100mm x30m
WBM06150	Cablelay Class 0 150mm x30m
WBM06200	Cablelay Class 0 200mm x30m
WBM06300	Cablelay Class 0 300mm x30m
WBM06400	Cablelay Class 0 400mm x30m
WBM06500	Cablelay Class 0 500mm x30m
WBM0660	Cablelay Class 0 60mm x30m
WBM06600	Cablelay Class 0 600mm x30m
WBMOT	Cablelay Tape Class 0 x15m



Wire Basket Stand Off Bracket

MT2/1046	Stand Off Bracket 100mm
MT2/1047	Stand Off Bracket 150mm
MT2/1048	Stand Off Bracket 200mm
MT2/1049	Stand Off Bracket 300mm
MT2/3413	Stand Off Bracket 400mm
MT2/3414	Stand Off Bracket 500mm
MT2/3415	Stand Off Bracket 600mm



Wire Basket Fast Fix Susoension Frame

MT2/3630	Fast Fix Suspen Frame 100mm
MT2/1073	Fast Fix Suspen Frame 150mm
MT2/1074	Fast Fix Suspen Frame 200mm
MT2/1076	Fast Fix Suspen Frame 300mm
MT2/1077	Fast Fix Suspen Frame 500mm
MT2/5941	Fast Fix Suspen Frame 600mm



Wire Basket Fast Fix Wall Bracket

MT2/7230	Fast fix wall bracket 100mm
MT2/7231	Fast fix wall bracket 150mm
MT2/3629	Fast Fix Suspen Frame 400mm
MT2/7232	Fast fix wall bracket 200mm
MT2/7233	Fast fix wall bracket 300mm
MT2/7234	Fast fix wall bracket 400mm



Wire Basket Accessories

MT2/0355	Wall bracket support plate
MT2/0357	Multi-union Joint
MT2/0358	Large universal box plate
MT2/0359	Small universal box plate
MT2/0360	Side support clip 65mm
MT2/10284	Clip to secure basket to strut
MT2/18798	Conduit Feed Plate
MT2/2064	Ceiling support plate
MT2/3397	M8 Threaded rod
MT2/4362	Nut and bolt
MT2/4364	Basket connector bolt
MT2/4919	Basket connector bracket
MT2/5059	Bend connector bolt
MT2/5066	Cutting tool
MT2/5590	Floor bracket
MT2/5602	Support strut leg
MT2/5724	Side Support Clip
MT2/5906	Lighting attachment plate
MT2/6217	Clip on Coupler 65 and 105mm
MT2/6240	Wall Bracket Support Plate
MT2/6451	Cable drop out plate
MT2/6477	Variable support bracket
MT2/6797	Earth bonding connector
MT2/7224	Spray paint 98% Zinc



Basket Fix Ceiling bracket

MT2/7235	Fast fix ceiling bracket 100mm
MT2/7236	Fast fix ceiling bracket 150mm
MT2/7237	Fast fix ceiling bracket 200mm
MT2/7238	Fast fix ceiling bracket 300mm
MT2/7271	Clip on coupler 35mm
MT2/7304	Bracket for MT2/7389, MT2/3621



SNAP CLIP

DELIGO

- Use with 24SC series snap clips to accommodate thicker flanges
- Supports up to three snap clips



CRA SCA Snap Clip 13-20mm

BEAM CLAMPS

DELIGO

- Provides an attachment for wire, S-hooks, chain, CADDY® SPEED LINK or other assemblies to flanges and profiles
- Fits most beams



BC250 4H24 Hammer On Beam Clamp (H) 3-8mm
BC500 4H58 Hammer On Beam Clamp (H) 8-14mm
BC750 4H912 Hammer On Beam Clamp (H) 14-20mm

CLIP U ROD

DELIGO

- Attaches to joists and C purlin
- Support threaded rod
- Threaded rod hanger can swivel to provide a vertical dropdown



VF110MT M10TJ1 Clip U Rod 1.5-4mm

J1 & J2 CLIPS

DELIGO

- Provides an attachment for wire, S-hooks, chain or CADDY® SPEED LINK assemblies from purlin and bar joist



VF1 J1 Clip 1.5-4mm
VF2 J2 Clip 4-6.5mm

SNAP CLIPS

DELIGO

- Supports up to three snap clips
- Allows for parallel cable runs along the inboard of the flange
- Use with 24SC series snap clips to accommodate thicker flanges



CR46 47SC67 Snap Clip 4-7mm 6-7mm Cable
CR26 24SC67 Snap Clip 2-4mm 6-7mm Cable
CR47 47SC89 Snap Clip 4-7mm 8-9mm Cable
CR27 24SC89 Snap Clip 2-4mm 8-9mm Cable
CR410 47SC1011 Snap Clip 4-7mm 10-11 Cable
CR210 24SC1011 Snap Clip 2-4mm 10-11 Cable
CR412 47SC1214 Snap Clip 4-7mm 12-14 Cable
CR212 24SC1214 Snap Clip 2-4mm 12-14 Cable
CR415 47SC1518 Snap Clip 4-7mm 15-18 Cable
CR215 24SC1518 Snap Clip 2-4mm 15-18 Cable
CR419 47SC1924 Snap Clip 4-7mm 19-24 Cable
CR219 24SC1924 Snap Clip 2-4mm 19-24 Cable
CR425 47SC2530 Snap Clip 4-7mm 25-32 Cable
CR225 24SC2530 Snap Clip 2-4mm 25-32 Cable
CR86 812SC67 Snap Clip 8-12mm 6-7mm Cable
CR810 812SC1011 Snap Clip 8-12mm 10-11 Cable
CR812 812SC1214 Snap Clip 8-12mm 12-14 Cable
CR815 812SC1518 Snap Clip 8-12mm 15-18 Cable
CR819 812SC1924 Snap Clip 8-12mm 19-24 Cable
CR825 812SC2530 Snap Clip 8-12mm 25-32 Cable

CLAMP BEAM WITH SET SCREW

DELIGO

- Easy installation to beam flanges



MC Clamp Beam with Set Screw M6

BOLT ON BEAM CLAMPS

DELIGO



DFL11 TKN10 Bolt on Beam Clamp 11mm

SLIDING WALL BRACKET

DELIGO

- Easy and fast to install
- Can be used on metal or traditional wood Studs
- Completely adjustable - will fit a range of Stud spacings and will easily allow fitting of 47mm Box up to a total depth of 54mm
- Pre-punched screw holes for easy box installation.
- Bar is marked with a scale for accurate Stud spacing



- TWB16** Telescopic Switch & Socket Boxes Wall Bracket 11-18in Steel Galv
TWB17 Telescopic Switch & Socket Boxes Wall Bracket 15-26in Steel Galv

Apply For a Trade Account!

Sign up for a trade account today and get exclusive access to discounts on over 50,000 products. You'll also receive our bi-weekly emails, so you'll never miss out on the latest great offers and promotions from the biggest brands.

To become a Trade Member you will need to complete a Credit Application Form.

To receive this visit your local branch or give them a call and we can send you a form out in the post. We will talk you through what's needed and discuss the privileges of a trade account.

Alternatively, you can download a form from www.tnr.co.uk



FLEXIBLE CONDUIT

FLEXICON
FLEXIBLE CONDUIT SOLUTIONS



CONTRACTOR PACKS

PACKS CONTAIN: 10 metres of corrugated UPVC conduit, plus 10 nylon MP fittings and locknuts with M20 thread.

- PFC20/NY** FPL Black
FPL-CP20W FPL White

UPVC GLANDS - 20MM + 25MM

10 glands per pack


- PFCG2020B** 20mm Gland
PFCG25B 25mm Gland



FLEXIBLE LIQUID TIGHT STEEL

With oil and high temperature PVC cover.

- LTP20B-10M** 20mm x 10 Metres
LTP25B-25M 25mm x 25 Metres
LTP20-M20-C 20mm Liquid Tight Gland
LTP25-M25-C 25mm Liquid Tight Gland



FSU GALVANISED STEEL

PVC coated in 20mm, 25mm and 32mm.

- FSU20B-10M** 20mm x 10 Metres
FSU20B-25M 20mm x 25 Metres
FSU20B-50M 20mm x 50 Metres
FSU20-M20-M 20mm Fixed Gland
FSU20-M20-S 20mm Swivel Gland
FSU25B-10M 25mm x 10 Metres
FSU25B-25M 25mm x 25 Metres
FSU25B-50M 25mm x 50 Metres
FSU25-M25-M 25mm Fixed Gland
FSU25-M25-S 25mm Swivel Gland
FSU32B-10M 32mm x 10 Metres
FSU32B-25M 32mm x 25 Metres
FSU32-M32-M 32mm Fixed Gland
FSU32-M32-S 32mm Swivel Gland



INDUSTRIAL IP67. CAT IV 1000V VOLTAGE DETECTOR

Di-LOG
...measurably better



AAA
Battery
Included

Non-contact AC voltage detector and LED flashlight combined in a pen-style design.

- Audible, Visual & Vibration detection of 24 to 1000V AC
- Hi/Low Magnetic Field Detection Setting
- Ultra Bright LED Flash Light
- IP67 Waterproof

DL108 1000V IP67 Non-contact Voltage Detector

CAT IV 1000V VOLTAGE DETECTOR

Di-LOG
...measurably better



AAA
Battery
Included

Non-contact AC voltage detector and LED flashlight combined in a pen-style design.

- Audible & Visual detection of 24 to 1000V AC
- Hi/Low Magnetic Field Detection Setting
- Ultra Bright LED Flash Light

DL107 1000V Non-contact Voltage Detector

DL1090 SOCKET TESTER C/W BUZZER

Di-LOG
...measurably better

- Clear visual and audible indication of wiring status
- Audible & LED indication of a wide range of wiring conditions
- Designed to EN 61010 and IP30



DL1090 Socket Tester c/w Buzzer

4-IN-1 WALL SCANNER

Di-LOG
...measurably better

The DL1097 is a compact and high-accuracy wall scanner designed to make property maintenance and home improvement projects safer and more efficient.



- Wooden and Metal Stud Detection
- Metal Pipe Detection
- Dynamic TFT display with Audible Voice Indication
- Wooden Stud Detection 20mm to 38mm
- Ferrous Metal Detection to 100mm
- Non-ferrous Metal Detection 80mm
- Voltage Detection 50mm
- Auto Calibration
- Li-ion rechargeable Battery

DL1097 4-in-1 Wall Scanner with Colour Screen and Voice Alerts

MINI 200 AMP AC CLAMP METER

Di-LOG
...measurably better

A compact clamp meter for use where access to cables is a problem. This instrument fits neatly in the hand and with a clamp opening of 18 mm it is ideal for those instances where it is hard to reach cables.

- AC 10 mA to 200 A
- Non contact voltage indication
- 18 mm Jaw opening
- Data hold, max current capture
- Auto power off
- LED Torch Light



DL6505 Mini 200 Amp AC Clamp Meter



T.N. ROBINSON
ELECTRICAL WHOLESALERS
EST. 1923

**Celebrating
100 Years**

Di-LOG
...measurably better



AAA
Battery
Included

DL6413 TRMS AC CLAMP METER

The DL6413 TRMS AC Clamp Meter is a high-performance True RMS meter designed for precise measurement of AC currents up to 1000A. It offers a comprehensive suite of features, including capacitance, temperature measurement, and an integrated LED torch. Its compact and ergonomic design makes it ideal for various electrical engineering applications. DL6413 TRMS AC Clamp Meter

DL6413 TRMS AC Clamp Meter

- High-Accuracy AC Current Measurement: Up to 1000A
- Capacitance Measurement: For precise component testing
- Temperature Measurement: With K-Type adaptor and thermocouple
- Built-in Ultra-Bright LED Torch: For improved visibility in low-light conditions
- 35mm Jaw Opening: For easy handling in confined spaces
- CAT IV 600V Safety Rating: Ensures reliable and safe operation
- Complete Protection: Across all measurement ranges

Di-LOG
...measurably better

DL6505 - MINI 200 AMP AC CLAMP METER

DL6505 Mini 200 Amp AC Clamp Meter

A compact clamp meter for use where access to cables is a problem. This instrument fits neatly in the hand and with a clamp opening of 18 mm it is ideal for those instances where it is hard to reach cables.

A range of 10 mA to 200 A AC means the small size does not compromise on range and accuracy. This clamp meter also features a non contact voltage indicator and a torch built in.

Features:

- AC 10 mA to 200 A
- Non contact voltage indication
- 18 mm Jaw opening
- Data hold, max current capture
- Auto power off
- LED Torch Light

DL6505 Mini 200 Amp AC Clamp Meter



Di-LOG
...measurably better

DL6780 & DL6790 COMBIVOLT 1 VOLTAGE/ 2 VOLTAGE INDICATOR



DL6780

AAA
Battery
Included

The Di-log DL6780 Combivolt 1 Voltage & Continuity Tester with Phase Rotation test is the bench mark for voltage indicators. The three-in-one tester with a rugged, ergonomically formed housing for perfect handling is fully conformant to BS EN 64213-3:2014. The DL6780 also offers Single Phase Detection

DL6780 Combivolt 1 Voltage Indicator
DL6790 Combivolt 2 Voltage Indicator

- Testing of AC/ DC voltages from 12 to 690 V AC/DC
- Meets safety and performance requirements of BS EN 61243-3 2014
- CAT IV 600V Safety Rating
- Continuity testing with optical and acoustic indication
- Automatic switching between voltage and continuity
- Phase rotation test system
- Single pole phase indication
- Fully compliant with GS38
- Fully operational voltage indication even when batteries are discharged
- Will not trip any RCD when testing across Live and Earth
- Single pole detection when L2 probe connected above 100V



DL6790

Di-LOG
...measurably better

DL6799 COMBIVOLT 5

The NEW CombiVolt 5 is a five-in-one tester with a rugged, ergonomically formed housing for perfect handling. With a range of testing function including TRMS AC/DC voltages, TRMS AC/DC current, Non-Contact & Single Pole Voltage detection and a multitude of other functions the CombiVolt 5 offers complete versatility to the Electrical Engineer. Fully conformant to BS EN 61010-1, 61010-2-032, CAT II 1000V & CAT III 600V

- Meets safety and performance requirements of BS EN 61010-1
- 750V TRMS AC / 1000V DC voltage measurement
- Single Pole Voltage Detection
- Non Contact Voltage Detector
- Single pole voltage indication
- 200A TRMS AC /DC Current measurement
- 60M Ohm Resistance with Audible Continuity
- Capacitance
- GS38 shrouded probe tips
- Bright LED Flashlight
- FREE Carry Case
- FREE PL107N/DL107 Voltage Indicator



AAA
Battery
Included

DL6799 CombiVolt 5

DL9206 - COMPACT AUTO RANGING 1000V MULTIMETER - 18TH EDITION MULTIFUNCTION TESTER

Di-LOG
...measurably better

The DL9206 is our best selling compact digital multimeters with a double moulded rubber & plastic housing featuring an oversized high contrast 6000 count LCD display. With full protection on all ranges, temperature and safety category rating of CAT III 600 V, the DL9206 is a fantastic choice for most electrical engineers with the most demanding of applications.

- 61 segment analogue bar graph
- Max/Min recording mode
- Temperature reading in °C and °F
- Capacitance measurement from 10pF
- Backlit LCD display
- Continuity buzzer
- Resistance to 40MΩ
- Audible continuity
- Data hold



DL9206 Compact Auto Ranging 1000V Multimeter

Di-LOG
...measurably better

DLPK6780 COMBIVOLT 1 VOLTAGE INDICATOR AND PROVING UNIT KIT AND DLPK6790 COMBIVOLT 2 DIGITAL VOLTAGE INDICATOR AND PROVING UNIT KIT

The NEW Di-LOG DLPK6780 CombiVolt 1 Voltage Indicator and Proving Unit kit / DLPK6790 CombiVolt 2 Digital Voltage Indicator and Proving Unit kit is supplied packaged in our bespoke carry pouch fitted with a durable carrying strap and belt loop.

The DLPK6780/ DLPK6790 kits compact, lightweight and ergonomic design will encourage the user to carry it on their person ready to conduct the correct safe isolation procedure as outlined and in accordance with the "Electricity at Works Regulations 1989".

- DLPK6780**
- 12-690V AC/DC Voltage
 - Fully conformant to BS 61243-3:2014
 - Audible Continuity
 - Phase Rotation
 - GS38 Compliant
 - CAT IV 600V Safety Rating

- DLPK6790**
- 12-690V AC/DC Voltage
 - Digital LCD Display
 - Audible Continuity
 - Phase Rotation
 - GS38 Compliant
 - CAT IV 600V Safety Rating



DLPK6780 CombiVolt 1 Voltage Indicator and Proving Unit kit
DLPK6790 CombiVolt 2 Digital Voltage Indicator Proving Unit kit

Di-LOG
...measurably better

PU690 690V VOLTAGE INDICATOR PROVING UNIT

690V Proving Unit for Voltage Indicators

The PU690 enables you to prove your 2 pole voltage indicator by supplying a 690V AC voltage to the two input terminals. With the inbuilt load of 200k ohms, at 690V the current is limited to 3.5mA. In addition, the PU690 is also suitable to prove High and Low Impedance devices such as multimeters and clamps.

PU690 Key Features:

- 690V AC Output
- High/Low Impedance
- Low Battery Indication
- CAT II 750V Safety Rated



PU690 690V Voltage Indicator Proving Unit

Di-LOG
...measurably better

SL300 PROFESSIONAL SOLAR PV TEST KIT WITH SOLAR IRRADIANCE AND DC CLAMP METER

Professional Solar PV Kit

The SL300 is a professional Solar PV test kit designed to assist in the installation of Solar PV systems. The kit includes the SL102 – Irradiance Meter and the DL6402 – AD/DC Current Clamp all packaged in a soft carry case.

The SL102, with its Multimeter like design, enables you to perform safe and accurate measurements, even when working at heights. The SL102 also features a dual display which allows you to simultaneously record the Irradiance level and Voltage output (VOC) with the panel connected in situ via SLLSC4 – 4mm MC4 lead set provided.

DL6402 – Features:

- Audible Continuity
- MC4 Red/Black lead set for VOC measurement
- Temperature thermocouple and K-Type adaptor supplied
- Frequency and capacitance
- 30 mm jaw opening
- 1000 AC/DC Current reading
- Electronic overload protection
- A large easy to see backlit display
- AC/DC voltage up to 600V

SL102 – Features:

- Solar Irradiance measurement to 1999 W/m² or 634BTU/ft²h
- Dual Display for simultaneous Irradiance and Voltage (VOC) measurement for in situ testing
- Min/Max recording function
- Auto Hold
- AC/DC Voltage to 600V
- Audible Continuity and Diode test
- AC/DC current to 200mA (Not to be used for PSC)
- SLLSC4 – 4mm MC4 Red/Black lead set for VOC measurement
- Carry Case



SL300 Professional Solar PV Test Kit With Solar Irradiance and DC Clamp Meter

Di-LOG
...measurably better

EKB001 KIT

Designed for streamline testing, inspection, and fault-finding tasks, the DiLog EKB001 electrician's test kit revolutionizes the field. This all-inclusive kit incorporates the state-of-the-art Combivolt 2 digital voltage and continuity tester, the compact and reliable DL208N double moulded multimeter, the convenient PL107N non-contact voltage indicator, the DL1090 socket tester, and the durable nylon carry case CCDL001, ensuring convenient transportation and protection of the tools.

- 3½ digit, 2000 count, LCD display
- AC/DC voltage measurement up to 600 V
- Manufactured to IEC1010-1 CAT III 600 V



EKB001 Kit



MULTIFUNCTION TESTER & EVSE ADAPTOR KIT

The DL9130EV 18th Edition Multifunction Tester sports an impressive array of features including 6mA pure DC test for RDC-CC verification and a full EV testing sequence for verifying the DC protection provided by the EV charger. Two new and valuable introductions in this model are the Rmax and Zmax features, able to automatically capture maximum values for R1+R2 continuity tests and Zs tests respectively and display them upon test completion.

RCD test types available using this MFT include AC, A, B and S; auto RCD testing functionality is present for convenience. Other convenient features include auto sensing for high current 2 and 3 wire loop test, enabling the device to detect when users are performing a 2 wire or 3 wire loop/PSCC measurements without the need for mode selection, and an auto start continuity test.

The inclusion of a colour RGB display on the DL9130EV is a useful addition, as it's able to visually indicate potential pass/fail conditions. The screen also presents values using large, clear digits and is fully backlit, making viewing easy in low light areas.

Includes:

- DL9130EV Multifunction Tester & DLEV1 EVSE Adaptor
- Specifically designed for engineers performing EV installations
- Has a full EV testing sequence for the verification of DC protection



DL9130EVKIT Complete 18th Edition Advanced EV Testing Kit

Local People with NATIONAL POWER

- 13 branches across the north of England & Wales
- Same day delivery
- Guaranteed stock
- Knowledgeable staff
- Excellent value and choice
- 20,000+ products in stock
- Great deals, every day
- Trade accounts



Di-LOG
...measurably better

ALVA MFT - INSTALLATION MULTIFUNCTION TESTER

Introducing the Di-LOG ALVA MFT Installation Multifunction Tester, a next-generation MFT designed to transform electrical testing. Built to meet the latest industry requirements, the ALVA MFT is fully compliant with BS EN 61557 which ensures exceptional safety, precision, and reliability for professional electricians.



ALVA MFT Installation Multifunction Tester

Di-LOG
...measurably better

ALVA MFT PRO - INSTALLATION MULTIFUNCTION TESTER

Introducing the Di-LOG ALVA MFT Pro – Installation Multifunction Tester, the premium model in the ALVA Series, delivering next-generation testing capabilities with advanced features designed for professional electricians. Built to meet the latest industry standards, including full BS EN 61557 compliance, the ALVA MFT Pro offers precision, reliability, and efficiency in every test.



ALVA MFT PRO Installation Multifunction Tester

MFT TEST LEAD SET

Di-LOG
...measurably better

The TL1000 test lead set is a universal leadset for multimeters and clamp meters fully conformant to EN61010 with a safety standard of CAT III 1000V. The leads are double insulated to 1000V and the test probes are fitted with GS38 compliant covers. The TL1000 is also supplied with mini croc clips for extra low voltage (ELV) testing. Compatible with most multimeter and clamp meters with an input terminal size of 4mm.

- Standard unfused 4mm shuttered connectors to suit all types of instruments
- Supplied with croc clips
- Safety compliance with IEC 1010 (cat III 1000 V), GS38



TL1000 Test Lead Set c/w Croc Clips

DL9110 - 18TH EDITION MULTIFUNCTION TESTER

Di-LOG
...measurably better

- Double insulated Class 2
- 13A UK Mains to 3 x 4mm Plugs
- Durable design
- CAT III 300V Safety Rating
- 10A Fuse
- Lead length 1.3M



The ML9073 test lead set is a 18th Edition 13A to 3 wire test lead suitable for most Installation Multi Function testers, including; Megger 1700 series, X1, Fluke 1600 Series, Di-LOG, Martindale & Kewtech.

Compatible with Megger late 1500, 1700 series & X1 MFT, Fluke 1600 series MFT, All Di-LOG MFT's, All Kewtech, MFT's & All Martindale MFT's.

ML9073 13A to 3 Wire MFT Mains Lead

MFT TEST LEAD SET

Di-LOG
...measurably better

3 Wire Multifunction Test Lead Set for MFTs including the DL9100 Series MFT LS3W9073

- 3 wire lead set suitable for most Multi-Function testers including the Di-log *9083P, *DL9110, *DL9118, DL9120 & DL9130EV
- Ideal for testing at control panels, distribution and lighting circuits
- Red, Blue and Green in colour

- Also compatible with:**
- Megger 1500, 1700 Series & X1
 - Fluke 1600 series
 - Kewtech Multifunctions
 - Seaward
 - Beha
 - Martindale



LS3W9073 MFT Test Lead Set

LS50M 50M TEST LEAD EXTENSION (GREEN)

Di-LOG
...measurably better

The LS50M is an extension test lead for direct R2 measurements. For use with all makes of Insulation / Continuity testers & Multi-function testers.



LS50M 50M Test Lead Extension (Green)

18TH EDITION PERSONAL LOCKOUT KIT

Di-LOG
...measurably better

The DLLOC1 18th Edition Personal Lockout kit is designed to be kept on your person, ready for when you want to Lockout any individual circuit or switch.

Kit Includes:

- DL8101 – Steel 38mm Safety Padlock
- DL8105 – Universal MCB Lockout Device (Aluminium)
- DL8106 – MCB Pins-Out (Standard) Lockout Device
- DL8130 – Lockout Tag x 1



DLLOC1 18th Edition Lockout Kit

18TH EDITION DOMESTIC LOCKOUT KIT

Di-LOG
...measurably better

The DLLOC2 18th Edition Domestic Lockout kit is designed to give you the ability to safely Lockout any circuit within an existing or new domestic property.

Kit Includes:

- DL8101 – Steel 38mm Safety Padlock
- DL8103 – Steel Lockout Hasp 1"
- DL8105 – Universal MCB Lockout Device (Aluminium)
- DL8106 – MCB Pins-Out (Standard) Lockout Device
- DL8130 – Lockout Tag x 2
- DL8131 – Wipeable Marking Pen to identify your tags
- CP1190 – Lockout Carry Pouch



DLLOC2 18th Edition Lockout Kit

EXPERT LOCKOUT TAGOUT KIT

Di-LOG
...measurably better

The DLLOC4 18th Edition Expert Lockout kit is designed to give you the ability to safely Lockout almost any circuit within any existing or new domestic or medium to large commercial premises.

Kit Includes:

- DL8102 – NON-Conductive 38mm Safety Padlock
- DL8103 – NON-Conductive Multilock Hasp 1"
- DL8105 – Universal MCB Device (Aluminium)
- DL8106 – MCB Pins-Out (Standard) Device
- DL8107 – MCB Thumbscrew Type Device
- DL8108 – Circuit Breaker 'No-hole' Device
- DL8109 – MCB Pins-In Device
- DL8110 – MCB Pins-Out (Wide) Device
- DL8111 – Tie-Bar Device
- DL8112 – Universal MCCB/MCB Device Plastic Medium Yellow
- DL8113 – Universal MCCB/MCB Device Plastic Large Blue
- DL8130 – LOTO Tag x 4
- DL8131 – Wipeable Marking Pen to identify your tags
- CP1190 – Kit Carry Pouch



DLLOC4 18th Edition Lockout Kit

18TH EDITION PROFESSIONAL LOCKOUT KIT

Di-LOG
...measurably better

The DLLOC3 18th Edition Professional Lockout kit is designed to give you the ability to safely Lockout any circuit within an existing or new domestic or light to medium commercial premises.

Kit Includes:

- DL8101 – Steel 38mm Safety Padlock
- DL8103 – Steel Lockout Hasp 1"
- DL8105 – Universal MCB Lockout Device (Aluminium)
- DL8106 – MCB Pins-Out (Standard) Lockout Device
- DL8107 – MCB Thumbscrew Type Lockout Device
- DL8108 – Circuit Breaker 'No-hole' Lockout Device
- DL8130 – Lockout Tag x 3
- DL8131 – Wipeable Marking Pen to identify your tags
- CP1190 – Lockout Carry Pouch



DLLOC3 18th Edition Lockout Kit

GENERAL MAINTENANCE KIT

**Master
Lock**



KIT CONTAINS:

- 1 compact pouch with Velcro® strap
- 2 Dielectric Thermoplastic Safety Padlocks - Keyed alike
- 1 Miniature Circuit Breaker Lockout - Standard toggles
- 1 Miniature Circuit Breaker Lockout - Wide toggles
- 1 Miniature Circuit Breaker Lockout - Pins inward
- 1 Universal Miniature Circuit Breaker Lockout
- 1 Circuit Breaker Lockout - Wide or tall breaker toggles
- 1 Circuit Breaker Lockout - Standard breaker toggles
- 2 Reusable Guardian Extreme Tags
- 1 Nylon Lockout Hasp - flexible shackle
- 1 1.83m adjustable lockout cable

MAINTKIT-FR General Maintenance Lockout Kit

ELECTRICAL LOCKOUT KIT

**Master
Lock**



KIT CONTAINS:

- 1 compact pouch with Velcro® strap
- 2 Dielectric Thermoplastic Safety Padlocks - Keyed alike
- 1 Miniature Circuit Breaker Lockout - Standard toggles
- 1 Miniature Circuit Breaker Lockout - Wide toggles
- 1 Miniature Circuit Breaker Lockout - Pins inward
- 1 Universal Miniature Circuit Breaker lockout
- 1 Circuit Breaker Lockout - Wide or tall breaker toggles
- 2 Reusable Guardian Extreme Tags

ELECTKIT-FR Electrical Lockout Kit

ELECTRICAL LOCKOUT RETROFIT KIT

**Master
Lock**



KIT CONTAINS:

- 3 Miniature Circuit Breaker Lockout - Standard toggles
- 3 Universal Miniature Circuit Breaker Lockout
- 1 Circuit Breaker Lockout - Wide or tall breaker toggles

ACCKIT-FR Electrical Lockout Retrofit Kit

MINIATURE CIRCUIT BREAKER LOCKOUT DEVICE

**Master
Lock**



- Locks virtually all miniature ISO/DIN circuit breakers throughout the world
- Thumb turn dial screw for easy attachment - no tools required!
- Dial is inaccessible in the locked position to prevent removal
- Padlock can be applied horizontally or vertically
- Can be mounted side-by-side on adjacent miniature circuit breakers
- Durable thermoplastic material is chemical resistant and performs effectively in extreme environments

S2394 Miniature Circuit Breaker

BROTHER ELECTRICIANS LABEL PRINTER



Professional labelling tool with solid design and rubber impact guards to handle bumps and drops. Access all the electrical, datacomms, telecom contractor and AV security systems installer application keys needed on a routine basis. 5 different label widths from 3.5mm up to 24mm, printing up to 7 lines per print. Backlit LCD display. Supplied with carry case, rechargeable Li-ion battery, AC adaptor and black on yellow strong adhesive tape.

- 24mm Max. Label Width
- 7 Lines Per Print
- 200 Symbols
- 20mm/sec Print Speed
- 6 Pre-Set Templates
- Automatic Cutter
- QWERTY Keypad
- Cut/Pause Feature



PTE560BTVP Brother Electricians Label Printer (739TA)

TZ SERIES TAPE




LAMINATED ADHESIVE TAPE

Quality permanent adhesive tape providing good adhesion to most smooth, oil and dirt free surfaces. The over laminate provides a high degree of protection to the label making. Designed to be extra hard wearing. These scratch-proof labels can withstand heavy abrasion, electrical resistance and lengthy exposure to chemicals, sunlight, water and extreme temperatures from -50 to 300°C. Consisting of six layers of materials resulting in a thin, extremely strong label. Compatible with Brother P-touch label printers.

- | | |
|---------------|---------------------------|
| TZE221 | Black on White 9mm x 8m |
| TZE231 | Black on White 12mm x 8m |
| TZE241 | Black on White 18mm x 8m |
| TZE251 | Black on White 24mm x 8m |
| TZE621 | Black on Yellow 9mm x 8m |
| TZE631 | Black on Yellow 12mm x 8m |
| TZE641 | Black on Yellow 18mm x 8m |
| TZE651 | Black on Yellow 24mm x 8m |



ELECTRICAL WARNING LABELS



FOR THE COMPLETE RANGE OF WARNING LABELS, REFER TO THE LABEL LIST HERE...

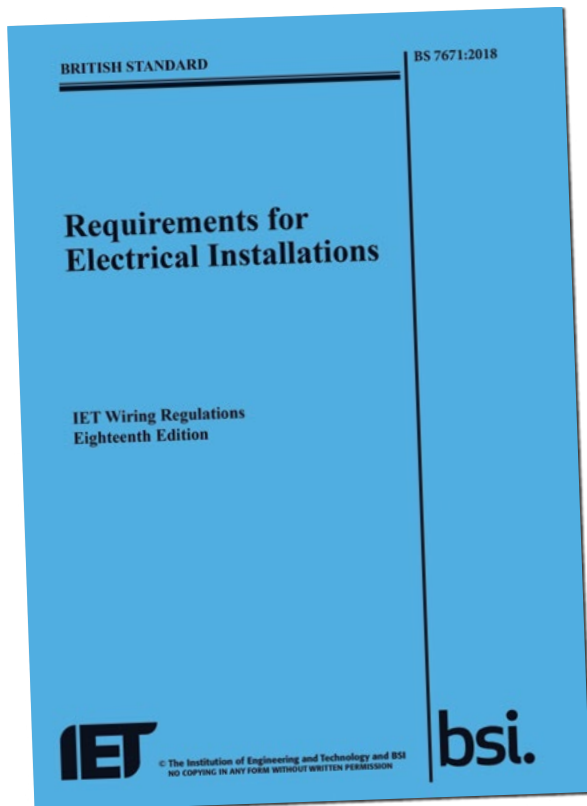
WARNING LABEL WORDING	CODE	QUANTITY
APPLIANCE PASS	PASS250	250 PACK
PASS LABELS	WLTESTEDROLL	500 BOX
PASS LABELS	PASS500S	500 SHEETS
WARNING DANGER 240V	HCT3YB	SINGLE
WARNING DANGER 415V	HCT5YB	SINGLE
DO NOT MOVE	HCT50YBG	SINGLE
WARNING 110V	HC1YB	SINGLE
DANGER 240V	HC3YB	SINGLE
DANGER 415V YELLOW	HC5YB	SINGLE
WARNING ISOLATE	LFT22YB	SINGLE
WARNING DANGER OF DEATH	LFT23YB	SINGLE
SAFETY DO NOT REMOVE	LF50YBG	SINGLE
ISOLATE SUPPLY BEFORE OPENING COVER	LH21YB	SINGLE
RW WARNING - DO NOT SWITCH ON	NA10WR	SINGLE
WARNING INSPECTION	PJ24WB	SINGLE
RCD TEST REMINDER	PL43WB	SINGLE
SELF ADHESIVE CABLE SIZE 2	SAF2	SINGLE
TESTED FOR ELECTRICAL SAFETY	TC10625	10 PACK
REJECTED DO NOT USE	TC10626	10 PACK X 14
WARNING DANGER 110V	TLF1YB	SINGLE
WARNING DANGER 230V	TLF2YB	SINGLE
WARNING ISOLATE SUPPLY	TLF22YB	SINGLE
WARNING DANGER 240V	TLF3YB	SINGLE
FLASH + DANGER 415V	TLF5YB	SINGLE
DANGER 400V	TLF6YB	SINGLE
PERIODIC TEST	VPJ24WB	SINGLE
DANGER 240V	WLVHC3YB	100 ROLL
2004 HARMONIZED/OLD COLOUR 1	WLWR	SINGLE
2004 HARM COLOUR INSTALL 1	WLWRA	SINGLE
TREATMENT OF ELECTRIC SHOCK	WY70WB	SINGLE



T.N. Robinson Ltd.
*Serving Stockport and
 beyond since 1923*



18TH EDITION PUBLICATIONS, CERTIFICATES & LOG BOOKS




IET WIRING REGULATIONS 18TH EDITION

BS 7671 is the national standard to which all electrical installations should conform. The 18th Edition IET Wiring Regulations contains important new information for all electrical installers and engineers.

The IET Wiring Regulations are of interest to all those concerned with the design, installation and maintenance of electric wiring in buildings.

The market includes electricians, electrical contractors, consultants, local authorities, surveyors and architects.

This book will also be of interest to professional engineers, as well as students at university and further education colleges.



IET ON-SITE GUIDE

The On-Site Guide provides practical information on applying the requirements of BS 7671.

The handy A5, spiral bound book is easy to take out on the job and reference as needed. This book has been fully updated to BS 7671:2018.



CERTIFICATES

These certificates are for use by electrical contractors not enrolled or registered with NICEIC or Elecsa and for Approved Contractors working outside of their scope of enrolment.

PUBLICATIONS

- PIETREG182** BS7671:2018 IET Wiring Regulations 18th Edition
978 1 78561 170 4
- PIETOSG182** IET On-Site Guide
978 1 78561 442 2
- PIETGN1182** IET Guidance Note 1: Selection & Erection
978 1 78561 445 3
- PIETGN3182** IET Guidance Note 3: Inspection & Testing
978 1 78561 452 1
- PNICSG18** NICEIC Site Guide For Installations <100A
978 1 906091 91 0
- PNICITC18** NICEIC Inspection Testing & Certification
978 1 906091 90 3

CERTIFICATES

- CNICDCM18** GR-Domestic Electrical Installation Green
- CNICDPM18** GR-Domestic Electrical Installation Condition
- CNICIMM18** GR-Minor Electrical Works Installation Certificates
- CNICIPM18** GR-Electrical Installation Condition Reports



DRILL BITS

- 4932307067 SDS+ Drill 5x110 -1pc
- 4932339499 SDS+ Drill 5.5x110 -1pc
- 4932340408 SDS+ Drill 5.5x160 -1pc
- 4932307069 SDS+ Drill 6x160 -1pc
- 4932373136 SDS+ Drill 6x210 -1pc
- 4932344293 SDS+ Drill 6.5x160 -1pc
- 4932399147 SDS+ Drill 6.5x210 -1pc
- 4932353820 SDS+ Drill 7x110 -1pc
- 4932340409 SDS+ Drill 7x160 -1pc
- 4932307071 SDS+ Drill 8x160 -1pc
- 4932307073 SDS+ Drill 10x160 -1pc
- 4932307074 SDS+ Drill 10x210 -1pc
- 4932307076 SDS+ Drill 12x210 -1pc
- 4932307078 SDS+ Drill 14x160 -1pc
- 4932307081 SDS+ Drill 16x210 -1pc



- Centering tip. Ensures immediate spot drilling with pin point accuracy. Prevents skidding on smooth surfaces
- Enlarged rebar chamfers. Prevents side tip damage when hitting rebar. Reduces the risk of the drill bit jamming when hitting rebar
- Tapered shoulder design. Thinner shoulder towards drill tip for less friction providing for greater speed. Ideal for cordless hammers identified from its tapered shoulder geometry
- Reinforced flute. High volume flute geometry for optimum dust removal. Reinforced flute design (thicker core) gives: - Full power transfer to the tip. - Lower vibrations. - Exceptional break resistance, less breakages and best durability
- Made in Germany
- FASTEST: New aggressive tip geometry with 3 chip breakers demolishes the concrete quicker and a tapered shoulder design minimises friction enabling the M2 drill bit to deliver faster drilling speed
- DURABILITY: Rebar chamfers on the tip prevent side tip damage when hitting metal reinforcement and a thicker core body ensures higher power transfer, lower vibrations and less flute breakages

FEATURES:

- Breaker Points. 3 offset aggressive power breakers. These produce a "Demolition" effect and create micro cracks in the drilled material. Up to 25% FASTER



SDS-PLUS FLAT CHISELS



4932367146

4932339625

4932339626

- 4932339625 SDS+ Chisel Point 250mm -1pc
- 4932367146 SDS+ Chisel Wide 250x40 -1pc
- 4932339626 SDS+ Chisel Flat 250x20 -1pc



MULTI MATERIAL DRILL BITS



- 4932471091 Multi Material Drill 3x90 -1pc
- 4932471092 Multi Material Drill 4x90 -1pc
- 4932471093 Multi Material Drill 5x100 -1pc
- 4932471094 Multi Material Drill 5.5x100 -1pc
- 4932471095 Multi Material Drill 5.5x150 -1pc
- 4932471096 Multi Material Drill 6x100 -1pc
- 4932471097 Multi Material Drill 6x150 -1pc
- 4932471098 Multi Material Drill 6x200 -1pc
- 4932471099 Multi Material Drill 6x400 -1pc
- 4932471100 Multi Material Drill 6.5x150 -1pc
- 4932471101 Multi Material Drill 6.5x200 -1pc
- 4932471102 Multi Material Drill 6.5x400 -1pc
- 4932471103 Multi Material Drill 7x100 -1pc
- 4932471104 Multi Material Drill 8x120 -1pc
- 4932471105 Multi Material Drill 8x260 -1pc
- 4932471106 Multi Material Drill 8x400 -1pc
- 4932471107 Multi Material Drill 10x120 -1pc
- 4932471108 Multi Material Drill 10x260 -1pc
- 4932471110 Multi Material Drill 12x150 -1pc
- 4932471111 Multi Material Drill 12x260 -1pc

FEATURES:

- Impact rated: Designed for use with impact drivers and all types of 3 jaw chuck tools like rotary drill/drivers and percussion drills
- Hex shank up to 260mm total length, 3 flat shank on 400mm total length drill bits
- Tungsten carbide tipped (TCT) drill bits allow drilling into concrete, bricks, roof tiles, aerated concrete blocks, thin metal, aluminium, soft to medium hardness ceramic tiles, all wood types and PVC
- White flute to identify the drill bit easily in the users tool box



FLAT DRILL BITS

- 4932352487 Flat Drill Bit 6x160 -1pc
- 4932363130 Flat Drill Bit 8x160 -1pc
- 4932363131 Flat Drill Bit 10x160 -1pc
- 4932363132 Flat Drill Bit 12x160 -1pc
- 4932363133 Flat Drill Bit 13x160 -1pc
- 4932363134 Flat Drill Bit 14x160 -1pc
- 4932363135 Flat Drill Bit 16x160 -1pc
- 4932363136 Flat Drill Bit 18x160 -1pc
- 4932363137 Flat Drill Bit 19x160 -1pc
- 4932363138 Flat Drill Bit 20x160 -1pc
- 4932363139 Flat Drill Bit 22x160 -1pc
- 4932363141 Flat Drill Bit 25x160 -1pc
- 4932363142 Flat Drill Bit 26x160 -1pc
- 4932363143 Flat Drill Bit 28x160 -1pc
- 4932363145 Flat Drill Bit 32x160 -1pc
- 4932363146 Flat Drill Bit 36x160 -1pc
- 4932363147 Flat Drill Bit 38x160 -1pc

FEATURES:

- Fast drilling of big diameters
- Suitable for drilling in natural hard and softwood and chipboard
- Ideal for door locks, morticing, electrical and plumbing work
- Has a Hex shank reception (DIN E 6.3) for direct insertion into the power tool or for secure chuck grip
- Ground centre point for accurate positioning and sharp wings (not applicable to 6 & 8 mm) for improved cutting performance



Milwaukee

Nothing but **HEAVY DUTY.**

THUNDERWEB - HSS-GROUND METAL DRILL BITS

4932352345	HSS-G Thunderweb Drill (DIN338) 1.0x34 -2pcs
4932352347	HSS-G Thunderweb Drill (DIN338) 2.0x49 -2pcs
4932352348	HSS-G Thunderweb Drill (DIN338) 2.5x57 -2pcs
4932352349	HSS-G Thunderweb Drill (DIN338) 3.0x61 -2pcs
4932352350	HSS-G Thunderweb Drill (DIN338) 3.2x65 -2pcs
4932352351	HSS-G Thunderweb Drill (DIN338) 3.5x70 -2pcs
4932352352	HSS-G Thunderweb Drill (DIN338) 4.0x75 -2pcs
4932352354	HSS-G Thunderweb Drill (DIN338) 4.5x80 -1pc
4932352356	HSS-G Thunderweb Drill (DIN338) 5.0x86 -1pc
4932352357	HSS-G Thunderweb Drill (DIN338) 5.5x93 -1pc
4932352358	HSS-G Thunderweb Drill (DIN338) 6.0x93 -1pc
4932352359	HSS-G Thunderweb Drill (DIN338) 6.5x101 -1pc
4932352361	HSS-G Thunderweb Drill (DIN338) 7.0x109 -1pc
4932352363	HSS-G Thunderweb Drill (DIN338) 8.0x117 -1pc
4932352365	HSS-G Thunderweb Drill (DIN338) 9.0x125 -1pc
4932352367	HSS-G Thunderweb Drill (DIN338) 10.0x133-1pc
4932352371	HSS-G Thunderweb Drill (DIN338) 12.0x151-1pc
4932352373	HSS-G Thunderweb Drill (DIN338) 13.0x151-1pc



FEATURES:

- THUNDERWEB design is characterised by a conical shaped web which gets thicker towards the back of the drill bit. Standard drill bits have a constant thickness throughout their length. Even at the narrowest point the THUNDERWEB core is thicker than that of a standard drill bit
- Parabolic web cross section: Large web thickness. Strength built in
- Flute geometry - THUNDERWEB flute form ejects hot chips rapidly. Dissipates heat better increasing life time
- 135° Split point - Precision starting, drill bit won't walk on material surface
- Polished finish reduces friction and extends drill bit life
- Impact resistant ABS case with added rubber corner protection
- Accepts higher feed pressure and torque equalling less breakages

Milwaukee

Nothing but **HEAVY DUTY.**

SHOCKWAVE™ IMPACT DUTY SETS

4932492939 ShW CD Carabiner Set 2 - 10 pc

FEATURES:

- Designed for use with impact drivers the SHOCKWAVE™ IMPACT DUTY accessory line is not only ideal for heavy duty impact applications, but also delivers a full system solution for all the user's drilling and fastening needs
- Laser hardened WEAR GUARD TIP™ for improved wear resistance and protection of the tip over the life of the bit
- SHOCK ZONE™ Geometry - designed to flex
- SHOCK ZONE™ reduces stress at the tip resulting in less tip breakages. The combination of the SHOCK ZONE™ design and special heat treatment absorbs impacts and allows the bit to flex with spring like action
- Custom engineered steel - Milwaukee® custom metal formula makes the SHOCKWAVE™ bits more resistant to shock from impacting



Set Includes:

Shockwave™ Impact Rated Screwdriving Bits: 10 x 50mm length: 4 x PH2 / 4 x PZ2 / 1 x TX20 / 1 x TX25

Milwaukee

Nothing but **HEAVY DUTY.**

SHOCKWAVE™ NUT DRIVER GEN II

4932492445 Mag ShW Impact Duty Nut Driver Set - 4 pc

FEATURES:

- Custom engineered steel and heat treatment for maximum strength and extreme durability
- Strong magnetic tip for secure grip
- 1/4" Hex reception (DIN 3126 - E 6.3). Very suitable for high torque and impact applications
- The nut drivers feature colour coded rings for quick and easy size identification



Set Includes:

7 / 8 / 10 / 13 mm



IMPACT SCREWDRIVERS BITS



- 4932472036 SHOCKWAVE™ PH2 25mm -2pcs
- 4932472047 SHOCKWAVE™ PH2 50mm -1pc
- 4932472040 SHOCKWAVE™ PZ2 25mm -2pcs
- 4932472049 SHOCKWAVE™ PZ2 50mm -1pc
- 4932472054 SHOCKWAVE™ PZ2 90mm -1pc
- 4932471928 SHOCKWAVE™ PZ2x150 mm -1pc

- 4932430872 SHOCKWAVE™ TX15 25mm -2pcs
- 4932430874 SHOCKWAVE™ TX20 25mm -2pcs
- 4932430879 SHOCKWAVE™ TX25 25mm -2pcs
- 4932472046 SHOCKWAVE™ TX30 25mm -2pcs

- 4932472041 SHOCKWAVE™ CD PZ2 25mm -10pcs
- 4932472050 SHOCKWAVE™ CD PZ2 50mm -10pcs
- 4932472037 SHOCKWAVE™ CD PH2 25mm -10pcs
- 4932472048 SHOCKWAVE™ CD PH2 50mm -10pcs
- 4932471274 SHOCKWAVE™ CD Right Angle Attachment - 11pcs
- 4932492003 SHOCKWAVE™ CD Set -35pcs
- 4932492009 SHOCKWAVE™ CD Set -38pcs

- 4932472065 SHOCKWAVE™ Magnetic Bit Holder 152mm -1pc
- 4932472066 SHOCKWAVE™ Magnetic Bit Holder 305mm -1pc

- 4932472064 SHOCKWAVE™ Locking bit holder 73 mm -1pc
- 4932472067 SHOCKWAVE™ Locking Bit Holder 152 mm -1pc
- 4932472068 SHOCKWAVE™ Locking Bit Holder 305 mm -1pc

- 4932471826 SHOCKWAVE™ Socket Adaptor 1/4" Hex - 1/4"SQ -1pc
- 4932479228 SHOCKWAVE™ Socket Adaptor Set -3pcs (1/4, 3/8, 1/2)



FEATURES:

- Designed for use with impact drivers the SHOCKWAVE™ IMPACT DUTY accessory line is not only ideal for heavy duty impact applications, but also delivers a full system solution for all the user's drilling and fastening needs
- Laser hardened WEAR GUARD TIP™ for improved wear resistance and protection of the fit over the life of the bit
- SHOCK ZONE™ Geometry - designed to flex
- SHOCK ZONE™ reduces stress at the tip resulting in less tip breakages. The combination of the SHOCK ZONE™ design and special heat treatment absorbs impacts and allows the bit to flex with spring like action
- Custom engineered steel - Milwaukee® custom metal formula makes the SHOCKWAVE™ bits more resistant to shock from impacting



DIAMOND MAX™ 1/4" WET DRILL BITS



- 4932498341 Ø 5mm Diamond Drill Bit Gen 2 -1pc
- 4932498342 Ø 6mm Diamond Drill Bit Gen 2 -1pc
- 4932498343 Ø 8mm Diamond Drill Bit Gen2 -1pc
- 4932498344 Ø 10mm Diamond Drill Bit Gen 2 -1pc
- 4932498345 Ø 12mm Diamond Drill Bit Gen 2 -1pc
- 4932498350 Ø 25mm Diamond Drill Bit Gen 2 -1pc

FEATURES:

- Diamond grit drills and holesaws are designed for cutting holes in extremely hard materials such as porcelain/gres/quarry tiles, cast iron or fibreglass. These bits & holesaws guarantee superior life and fast cutting even in the hardest of materials. Can be used either on angle grinders with relevant adaptor or with a drill driver.
- Minimal water cooling: A continuous flow of water is not required to cool the bits & holesaw during cutting. Simply dip them in water before starting the cut and every 3 seconds during cutting for optimal performance and extra life
- Clean holes: Drills clean, precise holes without any perimeter scratches
- Superior lifetime and durability due to the high grade diamond bond and the tough alloy body which resists bending under stress
- Easy slug removal due to the multiple access slots



THUNDERWEB - HSS-GROUND METAL DRILL BITS - DIN338

4932493870 HSS-G Thunderweb Set - 25 pc

FEATURES:

- THUNDERWEB design is characterised by a conical shaped web which gets thicker towards the back of the drill bit. Standard drill bits have a constant thickness throughout their length. Even at the narrowest point the THUNDERWEB core is thicker than that of a standard drill bit
- Parabolic web cross section: Large web thickness. Strength built in
- Flute geometry - THUNDERWEB flute form ejects hot chips rapidly. Dissipates heat better increasing life time
- 135° Split point - Precision starting, drill bit won't walk on material surface
- Polished finish reduces friction and extends drill bit life
- Impact resistant ABS case with added rubber corner protection
- Accepts higher feed pressure and torque equaling less breakages



BRAD POINT DRILLS / DIN 7487 E / SETS

4932352466 BP Set - 8 pcs

FEATURES:

- Suitable for drilling hardboard, plywood, chipboard and all natural hard and soft wood



MULTI MATERIAL DRILL BITS

The Milwaukee 4932479853 is a 39 Piece Screwdriver and Bit Set designed for use with Impact Drivers. The drills cover drilling applications in Multi-Materials including brick plastics wood and masonry and also metal. The bits have laser hardened WEAR GUARD TIPS for improved wear resistance and protection of the fit over the life of the bit. The SHOCKWAVE IMPACT DUTY accessory line is not only ideal for heavy-duty impact applications but also delivers a full system solution for all the user's drilling and fastening needs.

4932479853 ShW CD Drill+Drive TiN MM 5.5 Set-39pc

FEATURES:

- The combination of the SHOCK ZONE



design and special heat treatment absorbs impacts and allows the bit to flex with spring-like action

- Custom engineered steel - Milwaukee custom metal formula makes the SHOCKWAVE bits more resistant to shock from impacting
- SHOCK ZONE Geometry - designed to flex
- SHOCK ZONE reduces stress at the tip resulting in less tip breakages

THUNDERWEB HSS-G DRILL BIT SET (19 PIECE)



4932352374 Thunderweb 19pc

FEATURES:

- Larger web thickness with strength built in
- Accepts higher feed pressure and torque
- Longer life and less breakages
- Good for drilling deep holes and on curved surfaces

Set Includes:

Ø 1 / 1.5 / 2 / 2.5 / 3 / 3.5 / 4 / 4.5 / 5 / 5.5 / 6 / 6.5 / 7 / 7.5 / 8 / 8.5 / 9 / 9.5 / 10 mm

Metal drill bits HSS Ground – DIN 338



DIAMOND MAX™ 1/4" WET DRILL BITS

4932492004 SHOCKWAVE™ Impact Duty™ bit set (40 pc)

Set Includes:

SHOCKWAVE™ screwdriving bits: 25 x 25 mm length 1 x PH1 / 2 x PH2, 1 x PZ1 / 3 x PZ2, 2 x TX10 / 2 x TX15 / 3 x TX20 / 3 x TX25 / 2 x TX30 / 1 x TX40, 1 x Hex 4 mm / 1 x Hex 5 mm, 1 x SL 0.6 x 4.5 / 1 x SL 0.8 x 5.5 / 1 x SL 1.2 x 6.5. 8 x 50 mm length 1 x PH2, 1 x PZ2, 1 x TX10 / 1 x TX15 / 1 x TX20 / 1 x TX25 / 1 x TX30 / 1 x TX40. SHOCKWAVE™ magnetic bit holder: 1 x 60 mm length, 1 x 152 mm length. 3 x SHOCKWAVE™ 1/4" Hex drill bits: 3 / 4 / 5 mm. 2 x SHOCKWAVE™ magnetic nut drivers: 48 mm length 1 x Hex 8 mm / 1 x Hex 10 mm



HOLESAWS



- 49565605 Ø 22mm Diamond Holesaws Gen 2 -1pc
- 49565615 Ø 29mm Diamond Holesaws Gen 2 -1pc
- 49565620 Ø 32mm Diamond Holesaws Gen 2 -1pc
- 49565630 Ø 38mm Diamond Holesaws Gen 2 -1pc
- 49565640 Ø 44mm Diamond Holesaws Gen 2 -1pc
- 49565645 Ø 51mm Diamond Holesaws Gen 2 -1pc
- 49565664 Ø 68mm Diamond Holesaws Gen 2 -1pc



BI-METAL CONTRACTOR HOLESAWS



- 4932464672 Holesaw 16mm Bi-Metal-1pc
- 4932464674 Holesaw 20 mm Bi-Metal-1pc
- 4932464676 Holesaw 22mm Bi-Metal-1pc
- 4932464678 Holesaw 25mm Bi-Metal-1pc
- 4932464680 Holesaw 29mm Bi-Metal-1pc
- 4932464682 Holesaw 32mm Bi-Metal-1pc
- 4932464684 Holesaw 38mm Bi-Metal-1pc
- 4932464685 Holesaw 40mm Bi-Metal-1pc
- 4932464688 Holesaw 48mm Bi-Metal-1pc
- 4932464689 Holesaw 51mm Bi-Metal-1pc
- 4932464696 Holesaw 67mm Bi-Metal-1pc
- 4932464698 Holesaw 70mm Bi-Metal-1pc
- 4932464699 Holesaw 73mm Bi-Metal-1pc
- 4932464700 Holesaw 76mm Bi-Metal-1pc
- 4932464702 Holesaw 83mm Bi-Metal-1pc
- 4932464706 Holesaw 102mm Bi-Metal-1pc

FEATURES:

- Optimised variable 4-6 tooth geometry for faster cutting and universal use
- Bi-Metal teeth for best durability and increased wear resistance
- For universal use: steel, non ferrous metals, wood, drywall plasterboard, plastics



FIXTEC NUT



The Milwaukee Fixtec Quick Locking Flange Nut 4932352473 replaces standard M14 flanges on grinders, to enable fast tool-less disc change. This revolutionises the way tool change is done and speeds up the working day tremendously. This fits Milwaukee, Bosch, Makita, Dewalt and many more.

4932352473 Fixtec Nut small - 1 pc

FEATURES:

- FIXTEC: Disc changing in seconds, no extra tools required
- Not suitable for use on angle grinders with a break or quick stop system
- Only 8 mm thick, enabling more surface of disc on the material
- Compatible to all manufacturers angle grinders up to 150 mm with standard M14 spindle thread
- 12 seconds from removing the worn disc to fixing a new disc
- With integrated keyholes, for removal of the nut with a standard pin spanner (Article number: 4932367712) in the event of the nut becoming too tight



HOLESAW ARBORS



- 4932479465 Holesaw Arbor Hex 9.5/14-30mm -1pc
- 4932479466 Holesaw Arbor Hex 9.5/32-210mm -1pc



HOLESAW PILOT DRILL BIT



4932479468 Holesaw Pilot Drill Bit 6x89mm - 1 PC



WOOD AUGER BITS




4932363687 20mm X 230mm Auger

FEATURES:

- For heavy duty, precision drilling in soft and hard wood, large section beams, joists, floor boarding, chipboard and plywood
- Lewis flute design for rapid chip removal
- With Hex shank for secure chuck grip

IMPACT WOOD AUGER BITS - SHORT SERIES



48130813 20mm Stubby Impact Auger

FEATURES:

- Special short design enables drilling in tight and normally non accessible places

IMPACT WOOD AUGER BITS - SHORT SERIES



4932500548 3/8" Quick Arbor
4932500549 7/16" Quick Arbor

FEATURES:

- Milwaukee QUIK-LOK™ arbor system is a universal fit arbor system for fast holesaw changes. The system is universal therefore fitting all the Milwaukee holesaws plus most competitor brands of holesaws
- Available in both 9.5mm or 7/16" Hex (11mm) shaft to cope with holesaws from 14 - 210mm diameter. The 7/16" arbor is compatible with Quik-Lok™ tools and accessory extensions
- The Quik-Lok™ hole enlargement arbor allows the user to increase the size of an existing hole from 32mm up to 152mm, maximising job applications
- Quik-Lok™: Saves Time / Increases Productivity / Fully Compatible

SDS-PLUS M2 - 2 CUT / SETS NG



4932492116 SDS - Plus M2 Set 2 - 7 pc

Set Includes:

Ø 5 / 5 / 6 / 6 x 110 mm and Ø 6 / 6 / 8 / 8 / 10 / 12 x 160 mm

SANDING PAD



The Milwaukee multi tool sanding pad for fine detailing, requires multi tool sandpaper. Multi tool accessory to be used with a Milwaukee multi tool.

48906070 OMT SL Sand. Pad 93mm -1pc

FEATURES:

- STARLOCK universal blade reception makes Milwaukee® blades compatible with the most popular oscillating tools
- Starlock : no components or adaptors required, fast blade changes & 100% power transmission from tool to accessory
- Sanding pad 93 x 93 mm - hook & loop
- The Milwaukee® STARLOCK™ multi-tool blades are designed for quick blade changes for both OIS multi-tools and STARLOCK™ multi-tools
- The Milwaukee® Starlock™ triangle sanding pads uses a dense foam backer for flexibility and durability, delivering you a longer pad life and a smooth sanding experience
- This multi-tool sanding pad is ideal for detail sanding and hard to reach areas



FOR : GROUT

SANDING PAPER FOR MULTI-TOOL



48902060 Sanding Paper H and L GR 60 - 8 pcs
48906073 Abr HL 93x93x93 G120 - 6pcs

FEATURES:

- Robust and tear resistant aluminium oxide paper
- Grit type: 60
- Good material removal and surface preparation
- Suitable for delta sanders
- Compatible with Milwaukee multi-tools and other brands
- Available in a range of grits for different sanding needs
- High-quality sandpaper for long-lasting use
- Easy to attach and remove from your multi-tool
- Perfect for sanding wood, metal, and other materials



JIGSAW BLADES



4932373392 Jigsaw Blade 50 x 1.35mm T 101 AO -5pcs

FEATURES:

- Blade 4932373392 is ideally suited for cutting curves and irregular shapes. Use blade 4932373083 for straight cuts.

JIGSAW BLADES



4932346079 Jigsaw Blade 75 x 2.5mm T 101 BR -5pcs

FEATURES:

- These blades have a reversed tooth design, this means that the blade cuts on the downward stroke making them extremely suitable for clean and splinter free cuts in laminated chipboard and especially kitchen worktops in situ
- For best results work without pendulum action

JIGSAW BLADES



4932254063 Jigsaw Blade 55 x 1.2mm T 118 A -5pcs

4932254064 Jigsaw Blade 55 x 2mm T 118 B -5pcs

FEATURES:

- Blade reference 4939274652 is especially suited to cutting very thin sheet material because of its low 0.7 mm tooth pitch
- For those professionals desiring extra lifetime and durability we recommend the use of Bi-Metal blades in conjunction with a suitable cooling lubricant, the blades lifetime is double that of non Bi-Metal blades

JIGSAW BLADES



4932254061 Jigsaw Blade 75 x 2.5mm T 101 B -5pcs

4932274351 Jigsaw Blade 75 x 4mm T 101 D -5pcs

FEATURES:

- The following blades have diagonally sharpened side teeth resulting in a very clear splinter free cut

JIGSAW BLADES



4932213116 Jigsaw Blade 75 x 4mm T 144 D -5pcs

FEATURES:

- The sharp and aggressive tooth geometry is ideal for very fast cutting of wood

JIGSAW BLADES



4932254071 Jigsaw Blade 75 x 3mm T 111 C -5pcs

FEATURES:

- Traditional blades that deliver good and solid performance

JIGSAW BLADES



4932346078 Jigsaw Blade 75 x 4mm T 244 D -5pcs

FEATURES:

- All of our curve cutting blades are characterised by a narrow blade body for improved manoeuvrability

- Jigsaw blade 4932265312 and 4932430143 has cutting teeth on both sides
- The teeth on the back of the blade allows one to cut tight and acute curves with simplicity
- For best results work without pendulum action when cutting tight curves

JIGSAW BLADE SETS



4932345825 Jigsaw Blade Set -5pcs



FEATURES:

- Suitable for applications in wood and metal

BLADES



48906039 OMT SL Seg. Blade M I

FEATURES:

- STARLOCK universal blade reception makes Milwaukee® blades compatible with the most popular oscillating tools
- Starlock : no components or adaptors required, fast blade changes & 100% power transmission from tool to accessory
- Multi material 100mm diameter segmented flush cut Bi-Metal blade for long life
- The Milwaukee® STARLOCK™ multi-tool blades are designed for quick blade changes for both OIS multi tools and STARLOCK™ multi-tools
- These bi-metal blades are ideal for cutting thin metal, copper, fibreglass and PVC
- The MILWAUKEE® bi-metal metal multi-tool blades designed with a wavy tooth pattern to reduce the strain on the individual teeth of the blade, whilst also featuring an ultra-thin cutting line to provide fast smooth cuts in non-ferrous metal

FOR : WOOD WITH NAILS, CHANNEL, PIPES, PROFILES & PLASTICS

PLUNGE BLADE



The Milwaukee 35mm multi tool blade made from HCS high carbon steel with black oxide coating prevents rust and maintains performance. Long lasting laser etching for quick identification of blade and application. 35mm plunge cut multi tool blade for wood with optimised teeth for soft wood and plastics. Multi tool blade to be used with a Milwaukee multi tool.



48906001 OMT SL Plunge Blade W 35x42mm -1pc

FEATURES:

- STARLOCK universal blade reception makes Milwaukee® blades compatible with the most popular oscillating tools
- Starlock : no components or adaptors required, fast blade changes & 100% power transmission from tool to accessory
- Wood 35mm plunge cut blade
- The Milwaukee® STARLOCK™ multi-tool blades are designed for quick blade changes for both OIS multi-tools and STARLOCK™ multi-tools
- These MILWAUKEE® STARLOCK™ high carbon steel wood blades are made from premium high carbon steel with an optimised tooth design to provide you with fast cutting performance in soft wood, PVC, plasterboard and other soft materials

FOR : SOFT WOOD & PLASTICS

PLUNGE BLADE



The Milwaukee 3-cut multi tool blade made from HCS high carbon steel with black oxide coating prevents rust and maintains performance. Long lasting laser etching for quick identification of blade and application. 35mm plunge cut clean cut multi tool blade with optimised teeth for hard wood and plastics. Multi tool blade to be used with a Milwaukee multi tool.

48906011 OMT SL Plunge Blade W 3C 35x42mm -1pc

FEATURES:

- STARLOCK universal blade reception makes Milwaukee® blades compatible with the most popular oscillating tools
- Starlock : no components or adaptors required, fast blade changes & 100% power transmission from tool to accessory
- Wood 35mm plunge cut blade with 3 cut tooth geometry for fast and clean cuts
- The Milwaukee® STARLOCK™ multi-tool blades are designed for quick blade changes for both OIS multi-tools and STARLOCK™ multi-tools
- The Milwaukee® STARLOCK™ high carbon steel japanese tooth hardwood blades multi-tools are made from premium high carbon steel
- This hardwood multi-tool blade has precision triple ground japanese teeth, providing fast, clean and precise cuts in wood
- This blade is ideal for use in hardwood, wood, PVC, plasterboard, and other soft materials

FOR : HARD WOOD, SOFT WOOD & PLASTICS

PLUNGE BLADE



The Milwaukee wood with nails multi tool blade bi-metal design for long lifetime cuts with black oxide coating prevents rust and maintains performance. Long lasting laser etching for quick identification of blade and application. 65mm plunge cut wood with nails multi tool blade with optimised teeth for nail embedded wood. Multi tool blade to be used with a Milwaukee multi tool.

48906027 OMT SL Plunge Blade WM BiM 65x42mm -1pc

FEATURES:

- STARLOCK universal blade reception makes Milwaukee® blades compatible with the most popular oscillating tools
- Starlock : no components or adaptors required, fast blade changes & 100% power transmission from tool to accessory
- Wood with nails 65mm plunge cut bi-metal blade for long life
- The Milwaukee® STARLOCK™ multi-tool blades are designed for quick blade changes for both OIS multi-tools and STARLOCK™ multi-tools
- These bi-metal blades are ideal for cuts in wood with nails, copper pipe, wood and PVC
- The MILWAUKEE® bi-metal multi-tool blades designed with a wavy tooth pattern to reduce the strain on the individual teeth of the blade, whilst also featuring an alternating tooth pattern making this the ideal blade for fast and smooth cuts in nail embedded wood

FOR : WOOD WITH NAILS & PLASTICS

PLUNGE BLADE



The Milwaukee multi material multi tool blade bi-metal design for long lifetime cuts with black oxide coating prevents rust and maintains performance. Long lasting laser etching for quick identification of blade and application. 28mm plunge cut metal multi tool blade with optimised teeth for metal & nail embedded wood. Multi tool blade to be used with a Milwaukee multi tool.

48906031 OMT SL Plunge Blade WM BiM 28x47mm -1pc

FEATURES:

- STARLOCK universal blade reception makes Milwaukee® blades compatible with the most popular oscillating tools
- Starlock : no components or adaptors required, fast blade changes & 100% power transmission from tool to accessory
- Multi material 28mm plunge cut bi-metal blade for long life.
- The Milwaukee® STARLOCK™ multi-tool blades are designed for quick blade changes for both OIS multi-tools and STARLOCK™ multi-tools
- These bi-metal blades are ideal for cutting thin metal, copper, fibreglass and PVC
- The MILWAUKEE® Bi-Metal metal multi-tool blades designed with a wavy tooth pattern to reduce the strain on the individual teeth of the blade, whilst also featuring an ultra-thin cutting line to provide fast smooth cuts in non-ferrous metal

FOR : WOOD WITH NAILS, CHANNEL, PIPES, PROFILES & PLASTICS



PLUNGE BLADE

The Milwaukee wood with nails multi tool blade bi-metal design for long lifetime cuts with black oxide coating prevents rust and maintains performance. Long lasting laser etching for quick identification of blade and application. 65mm plunge cut wood with nails multi tool blade with optimised teeth for nail embedded wood. Multi tool blade to be used with a Milwaukee multi tool.

48906038 OMT SL Seg.Blade M 85x20mm -1pc

FEATURES:

- STARLOCK universal blade reception makes Milwaukee® blades compatible with the most popular oscillating tools
- Starlock : no components or adaptors required, fast blade changes & 100% power transmission from tool to accessory
- Multi material 85mm diameter segmented flush cut blade
- The Milwaukee® STARLOCK™ multi-tool blades are designed for quick blade changes for both OIS multi-tools and STARLOCK™ multi-tools
- The Milwaukee® STARLOCK™ high carbon steel metal segmented blade is made from premium high carbon steel
- This high carbon steel blade is ideal for cutting thin metal, copper, fibreglass and PVC

- This segment blade shape is ideal for working in corners and on edges without overcut



FOR : WOOD WITH NAILS, CHANNEL, PIPES, PROFILES & PLASTICS

PLUNGE BLADE



The Milwaukee 2.2mm grout removal multi tool blade with carbide grit for cutting slots into abrasive materials with black oxide coating prevents rust and maintains performance. Long lasting laser etching for quick identification of blade and application. 75mm segment cut grout removal multi tool blade with optimised grit for slots into brick, cement, and plaster as well as grout removal. Multi tool blade to be used with a Milwaukee multi tool.

48906051 OMT SL Seg.Blade B TCG 75x2.2mm -1pc

FEATURES:

- STARLOCK universal blade reception makes Milwaukee® blades compatible with the most popular oscillating tools
- Starlock : no components or adaptors required, fast blade changes & 100% power transmission from tool to accessory
- Grout removal 2.2mm carbide grit blade. For removing damaged grout between wall or floor tiles
- The Milwaukee® STARLOCK™ multi-tool blades are designed for quick blade changes for both OIS multi-tools and STAR-LOCK™ multi-tools
- The Milwaukee® wide kerf carbide grit blade is ideal for cutting abrasive materials such as brick, cement, and plaster as well as grout removal


FOR : GROUT

BLADES



The 10 Piece Thin Kerf Sawzall Blade Set is ideal for professional users and DIY enthusiasts alike as the variation of blades means this set is ideal for many applications. This set includes wood cutting blades with increased control greater cutting capacity, 14TPI blades for medium to thick metal cutting and 24TPI blades for thin metal cutting. To make sure these brilliant blades stay organised and are easy to find and store this set comes with a job site durable case.

49222211 SAWZALL™ Blade Set -10pcs



FEATURES:

- Optimised tooth design means that each blade provides precise clean cuts
- The Fang Tips bite into the wood on first contact
- They have a nail guard to protect the teeth from fractures
- Aggressive Tooth Geometry

Set Includes:

- 3 x THIN KERF Metal Blade - 150mm x 14TPI
- 3 x THIN KERF Metal Blade - 150mm x 24TPI
- 2 x THIN KERF Wood With Nails Blade - 150mm x 5TPI
- 1 x THIN KERF Wood With Nails Blade - 230mm x 5TPI
- 1 x THIN KERF Metal Blade - 230mm x 18TPI



VDE CABLE CUTTERS & PLIERS



4932464563

- 4932464563 VDE Cable Cutter 210mm
- 4932464566 VDE Diagonal Cutter 145mm
- 4932464567 VDE Diagonal Cutter 160mm
- 4932464564 VDE Long Round Nose Pliers 205mm
- 4932464574 VDE Water pump plier 240mm
- 4932464575 **VDE 3 Piece Plier Set (3 pc):**

- Diagonal cutter (160 mm), - 4932464567
- Long nose plier (205 mm), - 4932464564
- Combi plier (180 mm) - 4932464572

FEATURES:

- VDE (DIN EN/IEC 60900) certified tools. Tested to 10,000 volts and guaranteed to 1,000 volts. Tested against cold to -40°
- Steel blades are fully forged, hardened and tempered for best durability. Grey titanium surface finish is non reflective and ensures maximum corrosion resistance
- Induction hardened cutting edges to cut even the hardest of materials
- Precision machined joint for maximum power transmission with optimum leverage for easy and effortless work
- Ergonomic grip with softgrip for comfortable handling and good grip



4932464563 4932464566 4932464567 4932464564 4932464574

or

get a VDE 3 PIECE PLIER SET!



4932464575

7 IN 1 WIRE STRIPPING PLIERS



4932478554 7 in 1 Combination Plier

FEATURES:

- Wire stripper: Strips wire sizes 0.75 mm², 1.0 mm², 1.5 mm², 2.5 mm², 4.0 mm², 6.0 mm²
- Wire cutter: With curved laser hardened cutting edges
- Plier suitable for gripping and bending cables
- Reaming head for smoothing 12 - 25 mm pipe
- Loop maker: Built in loop maker function for wire
- Integrated crimper
- Integrated bolt cutter
- One-handed swing lock: Easy one-handed use and remains locked while in pouch. Spring loaded for easy opening
- Rust protection increases tool life by reducing corrosion

RATCHETING INSULATED TERMINALS CRIMPER



4932499025

FEATURES:

- 3 crimping cavities to crimp multiple size connectors with one tool. Red (0.3 - 1.0mm²), blue (1.5 - 2.5mm²) and yellow (4.0 - 6.0mm²)
- Dual-ratcheting action provides a full, complete crimp that ensures secure connections
- High-contrast color-coded markings provides better visibility
- Quick-release lever for increased productivity
- Ergonomic handle designed with comfort grips that will not peel

MULTI-PURPOSE WIRE STRIPPER WITH CRIMPER



4932493816 Multi-Purpose Wire Stripper with Crimper

FEATURES:

- Wire stripping capacity for 6 sizes from 0.75mm², 1 mm², 1.5mm², 2.5 mm², 4 mm² to 6mm²
- Wire cutter with double-sided laser hardened cutting edges for the best cut
- Bolt cutter for M2.5, M3, M3.5, M4 and M5
- Integrated crimper for insulated and noninsulated terminals
- The cutting and stripping holes are positioned in front of the pivot to easily fit into tight spaces
- Ergonomic handle and spring loaded design for fast, one-handed use
- Rust protection increases tool life by reducing corrosion

CABLE STRIPPER



4932498269 Cable Stripper

FEATURES:

- Increased cable strip capacity for all standard round cables with a diameter of 4 mm to 28 mm
- The adjusting wheel helps to regulate and adjust the cutting depth
- Automatic changeover from round to longitudinal cut
- Integrated hook blade for more versatility. Safety cap on the blade reduces the risk of injury
- Two component handle design for comfortable handling and non-slip.



INSULATED MULTI-BIT SCREWDRIVER



4932493657 Insulated 10 in 1 Multi-Bit Screwdriver Set

FEATURES:

- VDE (DIN EN/IEC 60900) certified tools for added security. Tested to 10,000 volts and guaranteed to 1,000 volts
- Slim shank diameter for easier access to low lying screws
- Compact, soft pouch included for quick and easy bit access
- Laser engraved sizing on the bits for easier identification
- Lanyard hole for easy attachment to the Milwaukee safety range to allow use at heights



TRI-LOBE VDE SCREWDRIVERS



- 4932478738** Tri-Lobe VDE Screwdriver PZ SET - 7pc
- 4932479095** Tri-Lobe VDE Screwdriver 12pc SET
- 4932478714** Tri-Lobe VDE Screwdriver - Slotted 0.6 x 3.5 x 100
- 4932478715** Tri-Lobe VDE Screwdriver - Slotted 0.8 x 4 x 100
- 4932478716** Tri-Lobe VDE Screwdriver - Slotted 1.0 x 5.5 x 125
- 4932478722** Tri-Lobe VDE Screwdriver PH2 x100
- 4932478726** Tri-Lobe VDE Screwdriver PZ2 x100
- 4932478727** Tri-Lobe VDE Screwdriver PZ3 x150

FEATURES:

- VDE tested to 10,000 V and guaranteed to 1,000 V
- Slim shank diameter for access to low lying screw applications
- Comfortable Tri-Lobe handle optimized for maximum user comfort and high torque applications
- Permanent visible ID markings allows for quick tool identification
- Anti-rotate, 3-sided collar on the handle
- Lanyard hole for easy attachment to a safety system



4932478738



4932479095



4932478714



4932478715



4932478716



4932478722



4932478726



4932478727

HOLLOWCORE™ NUT DRIVER



4932492370 10 mm HollowCore Nut Driver

FEATURES:

- HOLLOWCORE™ unlimited depth handle for use on long threaded rod while driving and fastening
- 6 point head for better fit on common fasteners
- Wrench ready hex shank for added leverage
- Tri-lobe handle delivers more torque during applications
- Colour coded ID markings allow for quick tool identification on jobsite

BILLET TORPEDO LEVEL



4932459097 Billet Torpedo Level 17cm

FEATURES:

- Amplified rare earth magnets for maximum holding power
- Maximised viewing area. Easily read slope in 1/2" or 1/4" per foot in either direction
- Reinforced acrylic vials offer maximum durability
- Weld clearance. Easily level over weld joints in pipes and other materials
- Optimised V-groove design for stability on non-ferrous pipes
- Laser etched ruled edge for quick measurements on material
- Slim, tapered design for easy sliding in and out of pockets and pouches



MAGNETIC GEN III TAPE MEASURE



4932464599 Magnetic Tape Measure 27 mm x 5 m

FEATURES:

- Strong magnet at start of the tape allows easy hooking onto flat surfaces and round pipe
 - Compact and ergonomic design
 - Improved standout up to 3.4 m
 - Nylon non-reflective bond blade protection, up to 10x more resistant to jobsite damage
 - 27 mm blade with double sided printing on tape for easier readability
 - Patented finger stop: stable when stands alone
 - 5-point reinforced frame for jobsite durability
 - Class II accuracy
- Architect scale provides easy calculating of scaled drawings

MINIBOX HANDY LEVEL



4932459100 Minibox Level 10 cm

FEATURES:

- Lightweight aluminium box profile fits easily into your tool belt or pocket
- Solid acrylic vials. Shockproof and UV resistant vials
- Shockproof end caps
- Accurate to 0.029° (0.0005 "/ in, 0.5 mm/ m) in standard position
- VPA third party certificate on accuracy



SLIM BOX NON-MAGNETIC LEVEL



4932459090 Slim Box Level 40 cm

FEATURES:

- 2 solid acrylic vials. Shockproof and UV resistant
- Precision milled measuring surface up to 120 cm provides maximum accuracy
- Shock absorbing end caps
- Durable hang hole for storage
- VPA third party certificate on accuracy
- Accurate to 0.029° (0.0005 "/ in, 0.5 mm/ m) in standard position



FINE POINT MARKER 1MM BLACK



48223100 INKZALL™ marker black - 1 pc

FEATURES:

- Stays sharp, doesn't mushroom or push back under pressure
- Acrylic nib ideal for rough surfaces such as OSB and concrete
- Marker continues to write after 72+ hours of cap off time
- For use on concrete, wood, metal, plywood, OSB, plastic
- Can be used on wet, oily, dusty, rusty, with debris surfaces
- Quick dry time – reduced smearing markings on PVC, metal surfaces
- Thin body for use in restricted areas
- Helmet clip – can be clipped to the construction site cap, trousers, overalls
- Easy open cap for one hand operation
- Lanyard hole, e.g. to attach the INKZALL™ highlighters to the belt



LIQUID PAINT MARKER - WHITE



48223711 Liquid Paint Marker 155 X 17 X 17 MM - White

FEATURES:

- Valve action marker
- Durable acrylic nib for the most demanding environmental conditions: surface temperature from -10° up to + 145°
- Marks on dark surfaces where traditional markers would not be easily visible
- Can be used on rough, dirty and greasy surfaces
- For use on concrete, black pipe, aluminium, PVC, steel & stainless steel, rubber and tyres
- 10 seconds dry time
- Water and UV resistant markings
- Permanent markers. Markings last up to 6 months
- Metal barrel for construction site durability
- Xylene-free paint.
- **IMPORTANT:** Shake the marker with the cap on. Remove the cap and carefully pump it up and down until ink flows into the nib



FLIP UTILITY C/W BLADE STORAGE KNIFE



4932471358 Fastback knife

FEATURES:

- One handed blade opening. User can flip open the blade with one hand for easy activation
- Integrated gut hook. Allows users to make cuts without exposing the blade
- Tool free blade change. Less down time in the field for blade changes
- Wire stripper. Eliminates the need to look for another tool in user's bag
- Thin body design. Tool is easily stored in user's pocket
- Belt clip for easy storage



GENERAL PURPOSE UTILITY BLADES



48221905 GP utility blades - 5 pcs, 62 x 19mm iron carbide

FEATURES:

- Iron carbide deposited metal for longer lifetime
- Optimised cutting angle geometry for sharpness
- Extra ground cutting edge for cleaner cuts
- Blades are protected and easily accessible from storage box



FASTBACK CAMO FOLDING KNIFE



4932492375 Fastback camo folding knife - 1 pc

FEATURES:

- Camo design
- Stainless steel drop point blade
- Liner lock secures the blade in the open position
- Durable belt clip that reduces pocket tearing
- Lanyard hole for easy attachment to the Milwaukee safety range to allow use at heights



RASPING JAB SAW



4932479783 Rapsing Jabsaw Saw

FEATURES:

- 150 mm plaster / drywall blade: Extra strong thicker blade making it more resistant for plunge cuts
- Coated for corrosion protection
- Built in rasping holes: Allows user to rapidly expand holes or smooth rough edges



BLADE HACKSAW



48220050 Hacksaw 300 mm - 1 pc

FEATURES:

- Tough metal frame, supports higher tension (25,000 PSI / 250 lbs)
- Overmould handle ensures secure grip and user comfort
- Internal blade storage for extra blades
- Supplied with 12" / 24 Tpi blade
- Will accept up to 12" blades



COMPACT HACKSAW



48220012 Compact Hacksaw - 1 pc

FEATURES:

- Tool free blade change for changing blades up to 10x faster
- Compact design, ideal for versatile cutting in tight spaces
- Adjustable blade length for easier flush cutting
- Rubber overmold grip for increased comfort
- Accepts 12" blades
- Supplied with 10" / 24 Tpi blade



HACKSAW REPLACEMENT BLADES



4932493923 Hacksaw Replacement Blades 10 pc

FEATURES:

- Blade 12" long (300mm) with 24 TPI
- Bi-metal construction for increased tooth durability and long blade life
- Cuts angle iron, pipe, brass, small section steel
- Can be used for the hacksaw and compact hacksaw



SAW PCV



48220212 Saw PCV - 1 pc

FEATURES:

- Best-in-class durability
- Tool free blade change: up to 10x faster blade change
- Overmold handle for increased comfort
- Compact design




FISH TAPE



4932472121 Steel Fish Tape 15m

FEATURES:

- High flexibility tape for easier feeding
- Thicker tape for better pushing
- Triple strand design, won't kink
- Low friction case for smooth pay out
- Square inner grip for easier winding



INNER-OUTER DEBURRER



4932493812 Inner-Outer Deburrer 6 - 35 mm

FEATURES:

- 40 hardened and ground cutting edges provides a clean, burr free, installation-ready pipe
- Robust aluminium metal housing delivers highest durability for toughest jobsite condition
- Ridges on the outside for an improved grip, even with gloves
- Increased versatility in reaming all standard pipe materials
- Plastic, cooper, aluminium, steel, iron, brass, stainless steel



STEEL RIP CLAW HAMMER



4932478654 Steel RIP Claw Hammer 20oz / 570g

FEATURES:

- Shockshield grip reduces peak vibration
- Straight/RIP claw for prying and demolition work
- Magnetic nail starter for safer application
- Side nail puller
- I-Beam handle construction resists bending in prying applications
- Precise balance for better handling

CLUB HAMMER



4932498304 0.91 kg / 2 lbs Club Hammer

FEATURES:

- **Dual Face Versatility:** Milled face provides additional grip and minimizes movement of face when striking chisels or large nails, the smooth face prevents damage to struck objects
- **Reinforced Overstrike Protection:** Increases durability in the most common failure point
- **Fiberglass handle with over molded grip:** Provides durability with improved grip capacity and comfort
- **Lanyard Hole:** Easily comply with safety regulations working at height

HEXAGON KEY



4932480978 Metric Folding Hex Key Set - 8 pc

FEATURES:

- Foldable keys enable easy access & storage solution
- High contrast size callouts for quick and easy identification
- Ergonomic handle provides comfortable and secure grip
- Metal housing for increased durability



BOLD LINE CHALK REEL



4932498391 Bold Line Chalk Reel & Red Chalk Refill

FEATURES:

- 6:1 retraction ratio for fast line retraction to get the job done faster
- Planetary gear system for increased durability
- Flush handle storage prevents handle movement when not in use
- Line width of 1.5mm for clear visibility and 30m line length
- Rubber overmold on the housing for improved grip and to protect from toughest jobsite conditions



ELECTRICIANS SCISSORS



4932478620 Electricians Scissors

FEATURES:

- Cable cutting groove for greater leverage
- Rounded groove allows for easy wire stripping
- Cable crimper for crimps up to 6 mm
- Adjustable tightening screw allows to set desired resistance
- Tool holder with belt strap for easy storage



M18 FUEL™ PERCUSSION DRILL



4933479861 M18 FPD3-502X -
Combo Drill Kit



FEATURES:

- Higher power efficiency under load with outstanding torque of 158 Nm
- Extremely compact design of 175 mm length for access into tight spaces
- AUTOSTOP™ control mode offers enhanced safety for the operator by preventing over-rotation in a bind-up
- 13 mm metal chuck for quick bit changes and bit retention
- Fastest drilling and driving applications under load
- Brighter LED workspace illumination
- Fuel gauge displays remaining charge
- All metal reversible belt clip to hang your tool quickly and easily
- Individual battery cell monitoring optimises tool run time and ensures long term pack durability
- The DNA of our FUEL™ platform redefines the balance of cordless technologies. MILWAUKEE®'s POWERSTATE™ brushless motor, REDLITHIUM™ battery pack and REDLINK PLUS™ electronic intelligence delivering outstanding power, run time and durability
- Flexible battery system: works with all MILWAUKEE® M18™ batteries

M18 FUEL™ POWER PACK



4933480876 M18 FPP2A3-502X - Twin Pack Kit

Breakdown:

- 1x - M18FPD3 - M18 FUEL percussion drill
- 1x - M18FID3 - M18 FUEL 1/4" hex impact driver
- 2x - M18B5 - M18 5.0Ah Lithium-Ion batteries
- 1x - M12-18FC - M12-18 rapid charger
- 1x - HD Box



M18 FUEL™ PERCUSSION DRILL



4933498060 Percussion Drill



FEATURES:

- POWERSTATE Brushless Motor: Delivers exceptional power, efficiency, and longer motor life
- REDLINK PLUS Intelligence: Provides advanced overload protection and enhances the tool's performance under load
- 158 Nm of Torque: Offers exceptional power for tackling tough drilling and driving tasks
- 13 mm Metal Chuck: Ensures secure bit retention and quick bit changes
- Compact Design: With a length of only 175 mm, it allows for greater access in tight spaces
- AUTOSTOP Control Mode: Enhances user safety by preventing over-rotation in a bind-up situation
- Two-Speed Gearbox: Optimises drilling speed for different applications
- Brighter LED Workspace Illumination: Improves visibility in low-light conditions
- Flexible Battery System: Compatible with all MILWAUKEE M18 batteries

Breakdown:

- 1 x Milwaukee M18 FPD3-0 18V FUEL Percussion Drill
- 1 x Belt clip
- 1 x Side handle
- Voltage: 18v
- Type: Brushless

M18 FUEL™ 1/4" HEX IMPACT DRIVER



4933498061 M18 FID3-0 Impact Driver



FEATURES:

- Higher power efficiency under load with outstanding torque of 226 Nm
- Faster driving speed vs. previous model, up to 3900 rpm and 4400 ipm
- Extremely compact design, total length of just 113 mm for access into tight spaces
- DRIVE CONTROL allows the user to shift into four different speed and torque settings to maximise application versatility
- Mode 1 for precision work
- Mode 2 helps prevent damage to fasteners and material
- Mode 3 delivers maximum performance for the toughest applications
- Mode 4 is the optimum between precision work and maximum performance and automatically adjusts speed, impacts and torque
- Individual battery cell monitoring optimises tool run time and ensures long term pack durability
- The DNA of our FUEL™ platform redefines the balance of cordless technologies. MILWAUKEE®'s POWERSTATE™ brushless motor, REDLITHIUM™ battery pack and REDLINK PLUS™ electronic intelligence delivering outstanding power, run time and durability
- Flexible battery system: works with all MILWAUKEE® M18™ batteries

M18 FUEL™ 115 MM VARIABLE SPEED & BRAKING ANGLE GRINDER WITH PADDLE SWITCH



4933478774 M18
FSAGV115XPDB-0

FEATURES:

- Maximum control for every application - 5-step speed dial ideal for working with stainless steel and aluminum & for rust and paint removal
- Delivering corded performance similar to a 1200 W grinder
- RAPIDSTOP™ for fastest disc brake in less than 2 seconds and best user protection
- Non-lockable safety paddle switch with line-lock-out function to prevent automatic start up
- Anti-vibration side handle for lower vibration
- Integrated FIXTEC™ system for tool-free wheel change
- Slim handle design
- Removable dust screen to prevent debris entrance, prolonging motor life
- 115 mm keyless guard for great cutting capacity and fast guard adjustment without using a key
- Integrates three MILWAUKEE®-exclusive technologies - the POWERSTATE™ brushless motor, REDLITHIUM™ battery pack and REDLINK PLUS™ intelligence hardware and software - which deliver outstanding power, run time and durability on the jobsite
- Flexible battery system: works with all MILWAUKEE® M18™ batteries

M18 BRUSHLESS 115 MM ANGLE GRINDER WITH PADDLE SWITCH



4933492647 M18
BLSAG115XPD-402X

FEATURES:

- 11,000 RPM optimised for cutting applications
- Powerful brushless motor delivering corded performance similar to a 800 W grinder
- Most compact and lightest cordless angle grinder in the range
- Safety clutch protects user from kickback injuries
- Integrated FIXTEC™ system for tool-free wheel change
- Non-lockable safety paddle switch with line-lock-out function to prevent automatic start up
- 115 mm keyless guard with cutting guard clip for fast guard adjustment without using a key
- Integrated dust screen to prevent debris entrance, prolonging motor life
- Slim handle design
- Brushless motor, REDLITHIUM™ battery pack and REDLINK™ electronic deliver power, run time and durability
- Flexible battery system: works with all MILWAUKEE® M18™ batteries

M18 FUEL™ 4-MODE 26 MM SDS-PLUS HAMMER



4933478499 M18 FH-0

FEATURES:

- The fastest drilling rotary hammer in its class leading to increased productivity
- Powerful hammer mechanism delivers 2.5 J of impact energy
- Drills up to 125 Ø 10 x 50 mm holes on a M18™ HIGH OUTPUT™ 5.5 Ah battery charge
- AUTOSTOP™ shuts down the tool to protect the user of sharp movement in bind up situations
 - All metal gear case - optimum seating of the gears for enhanced tool life
- 4-mode operation: rotary hammer, hammer only, rotation only and selectable work position of the chisel (variolock) for maximum versatility
- Compatible with M18 FCDDEXL or M18 FDDEXL dust extractors
- The DNA of our FUEL™ platform redefines the balance of cordless technologies. MILWAUKEE®'s POWERSTATE™ brushless motor, REDLITHIUM™ battery pack and REDLINK PLUS™ electronic intelligence delivering outstanding power, run time and durability

M18 FUEL™ HACKZALL™



4933498064 M18 FHZ-0 - Hack Saw

FEATURES:

- With a 22 mm stroke length for controlled cutting wand a no load stroke rate of 3000 spm
- Patented FIXTEC™ clamp for quick and efficient blade change
- Pivoting shoe allows the user to optimise his cutting position
- Built in LED light improves visibility in low light cutting applications
- The DNA of our FUEL™ platform redefines the balance of cordless technologies. MILWAUKEE®'s POWERSTATE™ brushless motor, REDLITHIUM™ battery pack and REDLINK PLUS™ electronic intelligence delivering outstanding power, run time and durability
- Flexible battery system: works with all MILWAUKEE® M18™ batteries

M18 FUEL™ COMPACT CIRCULAR SAW



4933493587 M18
FCS552-0

FEATURES:

- The M18 FUEL™ circular saw delivers the power to rip cut at the same feed rate of an equivalent AC circular saw, with the ability to cut 200 pieces of 90 mm x 35 mm pine stud on one 3.0 Ah HIGH OUTPUT™ battery as its optimised for HIGH OUTPUT™ technology
- Magnesium shoe reduces weight and maximises durability
- Durable metal rafter hang hook for work space management and safety
- 165 mm blade which gives a 57 mm depth of cut, enabling the saw to cut through a stack of 3x 18 mm OSB boards
- Kitted with our DEK26 vacuum adaptor which will fit directly to all MILWAUKEE® dust extractors
- Integrated LED light for workspace illumination
- Integrated dust blower keeps cut line clear
- Up to 50° bevel capacity
- The DNA of our FUEL™ platform redefines the balance of cordless technologies. MILWAUKEE®'s POWERSTATE™ brushless motor, REDLITHIUM™ battery pack and REDLINK PLUS™ electronic intelligence delivering outstanding power, run time and durability
- Flexible battery system: works with all MILWAUKEE® M18™ batteries

M18 FUEL™ TOP HANDLE JIGSAW



4933499153 M18 FJS-0

FEATURES:

- Dust blower keeps the cut line free of wood dust
- Keyless bevel facility on the base plate allows for adjustment between 0 - 45°
- Patented FIXTEC™ blade clamp for fast and easy blade change
- 5 stage pendulum action for increased cutting performance
- Brushless POWERSTATE™ motor for fast cutting, long tool life and up to 32m in 19mm OSB (on a 5.0 Ah pack)
- Integrated LED light for workspace illumination
- Detachable soft shoe avoids marks and scratches when cutting soft materials
- The DNA of our FUEL™ platform redefines the balance of cordless technologies. MILWAUKEE®'s POWERSTATE™ brushless motor, REDLITHIUM™ battery pack and REDLINK PLUS™ electronic intelligence delivering outstanding power, run time and durability
- Flexible battery system: works with all MILWAUKEE® M18™ batteries

M18™ JOBSITE RADIO DAB+



4933492345 M18
RADDAB+G2-0

FEATURES:

- High performance audio system - DAB+/ FM tuner with digital processor delivers high reception accuracy and signal clarity
- Digital Bluetooth® receiver, plays music up to 36 m away from your smartphone, computer or tablet
- Integrated handles and on board storage allow for easy transport and storage for phones
- Dual 8.89 cm woofers provide balanced & clear sound
- Dual high range tweeters deliver crisp highs
- Customisable equalizer for enhanced sound quality and 18-station preset
- Shock absorbing end caps and metal speaker grills protect from drops, water and debris on the jobsite
- Protected USB-C power outlet charges electronic devices in both AC and DC mode
- Powered by MILWAUKEE® M18™ batteries or AC outlet
- Up to 13 hours of run time with an M18™ REDLITHIUM™ 5.0 Ah battery pack

M18™ WET/ DRY VACUUM



4933464029 M18 VC2-0

FEATURES:

- Powerful 18 V motor with a maximum air flow of 1300 l/min/ 80 bar provides excellent suction power for both wet and dry clean up applications
- HEPA filter will collect 99.97% of airborne particles down to 0.03 microns for fine dust collection
- Up to 30 minutes run time with M18™ HIGH OUTPUT™ 5.5 Ah battery pack
- Internal accessory and hose storage allows all attachments to be carried with the tool avoiding loss of equipment
- DEK 26 compatible allows the vacuum to be easily connected to a power tool
- Stackable tool box design for added portability and easier storage
- On board blower for moving debris away from the work area
- Waterproof switch prevents switch damage over the life time of the tool
- Flexible battery system: works with all MILWAUKEE® M18™ batteries

M18™ MULTI-TOOL



4933446203 M18 BMT-0

FEATURES:

- Unique cutting depth stop adaptor to prevent over-cutting in material
- Productivity enhancing FIXTEC™ tool free blade change with universal blade change adaptor included to accept all competitor blades
- 12 variable speed settings from 12,000 - 18,000 orbits per minute and 3.4° oscillation movement allows quick completion of professional applications into materials such as metal, wood and plastic
- Up to 50% faster and versatile cordless solution for cutting and removal applications with corded performance
- Unique dust extraction kit to keep the work space dust-free when connected to an AC or DC extraction system
- Brightest LED workspace illumination
- Premium 4-pole brushed motor, REDLITHIUM™ battery pack and REDLINK™ electronic delivering the needed power, run time and durability
- Flexible battery system: works with all MILWAUKEE® M18™ batteries

M12™ - M18™ FAST CHARGER



4932451080 M12-18 FC

FEATURES:

- Recharges all M18™, M14™ and M12™ REDLITHIUM™ battery packs
- Recharges in sequence - first in, first to charge - resulting in less time needed to manage charging cycles
- M12™ REDLITHIUM™ 2.0 Ah / 3.0 Ah / 4.0 Ah / 6.0 Ah battery packs recharge in 26 min / 50 min / 52 min / 95 min or less
- M18™ REDLITHIUM™ 2.0 Ah / 4.0 Ah / 5.0 Ah battery packs recharge in 26 min / 52 min / 59 min or less

4932430483 M18 B5



FEATURES:

- Delivers up to 2.5x more run time, up to 20% more power and up to 2x more battery life compared with other Lithium-Ion technologies and / or with previous MILWAUKEE® battery technology. (Results depend on tool and application)
- REDLITHIUM™ protection with REDLINK™ digital overload protection to prevent users from damaging their cordless power tool investment in abusive situations

M18™ 5.0 AH BATTERY



- Individual cell monitoring ensures optimal charge and discharge for maximum life
- Durable metal frame battery construction with shock responsive separators preventing pack failure from excessive vibrations or drops
- Water protection routes water away from the electronics & out of the battery pack
- Can be used in extreme temperatures down to -20 °C without compromising on runtime and battery life
- On-board battery fuel gauge helps the user to maximize his battery run-time efficiency

M18™ FORGET™ 6.0 AH BATTERY



4932492533 M18 FB6

FEATURES:

- Delivers HIGH OUTPUT™ 12.0 Ah power in a smaller size and lighter weight
- 15 min super charge to 80% with the M18™ dual bay super charger
- Longest life for the most recharges and best performance over the life of the pack
- REDLITHIUM™ FORGET™ provides the most powerful, fastest charging, and longest life batteries within REDLITHIUM™
- Best protection from jobsite, weather, and environmental conditions
- Resistant housing designed to provide increased protection against common oils, solvents, and greases
- REDLINK™ intelligence, our battery circuitry provides optimised performance and overload protection using total system communication between tool, battery and charger
- Compatible with all M18™ tools in the range
- Enhanced onboard fuel gauge with readability in direct sunlight

M18™ FORGET™ 8.0 AH BATTERY



4932492131 M18 FB8

- Delivers HIGH OUTPUT™ 12.0 Ah power while being 30% smaller size and 20% lighter
- 35 minutes super charge to 80% with M18™ dual bay super charger, 45 minutes for full charge
- COOL-CYCLE™: Active cooling system is capable of providing high-speed cooling for less downtime
- REDLITHIUM™ FORGET™ provides the most power, fastest charging, and longest life batteries within REDLITHIUM™
 - Longest life for the most recharges and best performance over the life of the pack, with the best protection from jobsite, weather, and environmental conditions
- Increased run time in high demand applications
- Resistant housing designed to provide increased protection against oils, solvents, and greases
- Enhanced onboard fuel gauge with readability in direct sunlight
- REDLINK™ intelligence: Our battery circuitry provides optimized performance and overload protection using total system communication between tool, battery and charger
- Compatible with all M18™ tools in the range

STAPLER



4933480488 M12™ sub compact cable stapler

FEATURES:

- The new battery powered cable stapler is twice as fast than manual staple installation. It eliminates majority of hand stapling of low voltage cable into wood
- Moveable cable guides ensure proper alignment over cable prior to fastening over a variety of cable sizes
- The compact, lightweight design provides users with access to tight stud bays and improved ergonomics when stapling overhead or during hard to reach applications
- Dry-Fire lockout stops the tool being fired when there are no staples left in the magazine
- Power to drive 25 mm staples adequately into range of framing materials
- Large magazine capacity holding 45 staples for less down time reloading
- LED work light allows users to perform applications in low light environments
- Fires up to 1200 staples per charge on a REDLITHIUM™ 2.0 Ah battery
- Reversible belt hook allows users to choose which side of the stapler they want the belt hook
- Premium 4-pole brushed motor, REDLITHIUM™ battery pack and REDLINK™ electronic delivering the needed power, run time and durability
- Flexible battery system: works with all MILWAUKEE® M12™ batteries



M12™ 4.0 AH BATTERY



4932430065 M12 B4 Lithium-Ion Battery 4Ah 12V

FEATURES:

- Delivers up to 2x more run time, up to 20% more power and up to 2x more battery life compared with other Lithium-Ion technologies and/or with previous MILWAUKEE® battery technology (Results depend on tool and application)
- REDLITHIUM™ protection with REDLINK™ digital overload protection to prevent users from damaging their cordless power tool investment in abusive situations
- Individual cell monitoring ensures optimal charge and discharge for maximum life
- Integrated welded frame battery construction with shock responsive separators preventing pack failure from excessive vibrations or drops
- Can be used in extreme temperatures down to -20 °C without compromising on runtime and battery life



CABLE STAPLES



4932479628 Cable Staples 25mm - P60

FEATURES:

- Cable staples for the Milwaukee M12 BCST
- 19mm wide 25mm longstaples for fixing all types of electrical/ data cable to wooden joists / structures. Not suitable for fixing to concrete
- Flat top staple with a plastic bridge on the inside. The plastic bridge ensures cables will not be damaged or cut when fixed
- Suitable only for internal use



M12™ CHARGER



4932352069 M12 for Li-ion Batteries Charger

FEATURES:

- Temperature protection electronics optimises the charger rate in extreme temperatures to extend battery life
- Encapsulated circuit board protects the electronics from dust, moisture and impact
- Progressive charge indication: battery LED's light up incrementally to give feedback on current charge level of battery pack
- REDLITHIUM™ 3.0 Ah / 4.0 Ah battery packs recharge in 60 min / 80 min or less
- REDLITHIUM™ 1.5 Ah / 2.0 Ah battery packs recharge in 30 min / 40 min or less



PACKOUT™ DRAWER TOOL BOXES



4932472129 Packout 2 Drawer Tool Box
4932472130 Packout 3 Drawer Tool Box



FEATURES:

- Easy access to stored items, even with other PACKOUT™ boxes stacked on top
- Steel ball bearing slides support up to 11 kg of weight per drawer
- Quick-Adjust Dividers in each drawer to fully customise the layout for better organisation
- Locking security bar prevents an unwanted opening of drawers during transit
- Allows to lock the drawers with a padlock for theft protection
- Constructed with impact resistant polymers and metal reinforced corners for jobsite durability
- Part of the PACKOUT™ modular storage system

PACKOUT™ TROLLEY BOX



4932493189 Packout 4 Drawer Tool Box



FEATURES:

- Easy access to stored items, even with other PACKOUT™ boxes stacked on top
- Steel ball bearing slides support up to 11 kg of weight per drawer
- Quick-Adjust Dividers in each drawer to fully customise the layout for better organisation
- Locking security bar prevents an unwanted opening of drawers during transit
- Allows to lock the drawers with a padlock for theft protection
- Constructed with impact resistant polymers and metal reinforced corners for jobsite durability
- Part of the PACKOUT™ modular storage system



PACKOUT™ ORGANISER



4932464082 Packout Organiser
4932471064 Packout Slim Organiser

FEATURES:

- Part of the PACKOUT™ modular storage system
- Constructed with impact resistant polymers for jobsite durability
- The interior features 10 removable & mountable bins that can be mounted onto common jobsite materials for easy access
- IP65 rated weather seal to keep out rain and jobsite debris
- No-travel bins seals to prevent the bins contents from migrating between bins during transport



PACKOUT™ TROLLEY BOX



4932464078 Trolley Box - Storage

FEATURES:

- Part of the PACKOUT™ modular storage system
- Constructed with impact resistant polymers for jobsite durability
- 113 kg weight capacity
- Industrial grade extension handle.
- Oversized ø 228 mm all terrain wheels
- IP65 rated weather seal to keep out rain and jobsite debris
- Metal reinforced corners
- Metal reinforced locking point
- Interior organiser tray
- Mounting location for the ONE-KEY™ TICK™



PACKOUT™ FIRST AID KIT



4932479638 Packout First Aid Kit BS 8599

FEATURES:

- Quickly identifiable during an emergency due to red coloured PACK-OUT™ Compact Organiser
- Part of the PACKOUT™ modular storage system
- Constructed with impact resistant polymers for jobsite durability
- IP65 rated weather seal to keep out rain and jobsite debris
- The interior features 5 removable & mountable bins
- No-travel bins seals to prevent the bins contents from migrating between bins during transport
- BS 8599-1 compliant first aid kit
- Contents: 2x HSE medium dressing 12 X 12 cm; 2x HSE large dressing 18 X 18 cm; 2x Non-woven tri-bandage 90 x 90 x 127 cm; 2x HSE eye pad; 2x Fabric assorted plasters env 20; 20x Saline cleansing wipes – box 100; 1x Tape 2.5 cm X 10 m roll; 6x Nitrile gloves powder free large pair; 1x CPR Face shield; 1x Emergency foil blanket silver/silver 140 x 210 cm; 1x Sterile gel dressing 10 x 10 cm; 1x Scissors 7.5" X 190 mm; 1x Bandage 7.5 cm X 4 m; 2x Finger dressing



PACKOUT™ BOTTLE WITH HAND TOOL SET (5 PIECES)



4932499152

INCLUDED:

- Packout Bottle with Chug Lid Red 1065ml
- 4-in-1 Precision Multi-Bit Pocket Screwdriver
- Tinted Safety Glasses
- 3M 16mm Slim Tape Measure
- Inkzall Marker - Black



PACKOUT™ TOTE TOOLBAG



4932464086 50 cm Tote Toolbag

FEATURES:

- Part of the PACKOUT™ modular storage system
- 1680 ballistic material construction
- Impact resistant molded base
- All metal hardware
- Durable overmolded handle



PACKOUT™ PRO TOTE TOOLBAG



4932493622 Packout 25 cm Pro Tote Toolbag

FEATURES:

- Highest durability due to 1680D and 1800D ballistic material
- Layering of fabrics increase the durability and performance
- Reinforced edges, metal rings and springs for longest lifetime
- 22.7 kg weight capacity
- Numerous pockets for best organisation of tools
- Shoulder strap and ergonomic carry handle
- Holder for duct tapes for easy access
- Molded PACKOUT™ base protects against humidity and debris
- Part of the PACKOUT™ modular storage system
- Available sizes: 28cm, 35cm




DRIVE SAFE. DRIVE SMART

SCREWDRIVING BY

armeg



INTERCHANGEABLE VDE SCREWDRIVER RANGE



Switch



Click



Adjust



Drive

1. CHOOSE YOUR START UP SWITCH-BLADE SET
2. TOP UP WITH INDIVIDUAL SWITCH-BLADE VDE HANDLES AND BLADES
3. YOU'RE READY TO DRIVE!



SDSBSET001

KIT CONTAINS:

- 1 Handle
- 1 Adjuster
- 3 Blades
- 1 Certificate of Calibration



SDSBSET002

KIT CONTAINS:

- 1 Handle
- 1 T-Handle
- 6 Blades


The Switch-Blade range is the ultimate Interchangeable VDE Screwdriving Range. Designed for convenience and flexibility, the range features 3 VDE handles and 12 VDE blades which can be interchanged to provide 36 different drive options. The fully safety assured range is VDE rated, with all tools being tested up to 10,000V in a water bath to ensure user protection. Plus, the high quality handles are designed with a soft-grip finish for added user comfort.



SDHTHA001

MCB & RCD connections should be tightened to the required torque recommended by the manufacturer in accordance with BS7671:2008.

- SDSBSET001** 5 Piece VDE Adjustable Torque Screwdriver Set
- SDSBSET002** 8 Piece VDE Handle and Blade Set
- SDHTHA001** VDE Interchangeable T-Handle
- SDICBPZ1** PZ1 VDE Screwdriver Blade
- SDICBPZ2** PZ2 VDE Screwdriver Blade
- SDICBSL2.5** 2.5mm VDE SLOT Screwdriver Blade
- SDICBSL3.5** 3.5mm VDE SLOT Screwdriver Blade
- SDICBSL4.0** 4mm VDE SLOT Screwdriver Blade
- SDICBSL5.5** 5.5mm VDE SLOT Screwdriver Blade
- SDICBPM1** No. 1 VDE Screwdriver Blade plus/minus
- SDICBPM2** No. 2 VDE Screwdriver Blade plus/minus



FIBREGLASS STEPLADDERS

DELIGO

PROFESSIONAL SWINGBACK LADDERS

LOAD CAPACITY: **150kg** (Includes user, tools and materials etc.)



FLS4



FLS5



FLS6



FLS8

4 sizes
to choose
from!

- FLS4 4 Tread fibreglass step ladder
- FLS5 5 Tread fibreglass step ladder
- FLS6 6 Tread fibreglass step ladder
- FLS8 8 Tread fibreglass step ladder

RE-THREADING TOOLS

DELIGO

M3.5 & M4 THREADS



DRT 35
DRT 40

Deligo Xiphos Re-Threader Hand Held M3.5
Deligo Xiphos Re-Threader Hand Held M4.0

CABLE ROD KITS

armeg



- SBC.CR.SET4** 10 x 300mm Cable Rod Kit
- SBCCRSET2** 10 x 1 metre Cable Rod Kit

REELSAVER

niGLON

INNOVATIVE, SIMPLE, EFFECTIVE DESIGN

The Reelsaver repairs and protects damaged cable reels. It has been conceived and developed out of the necessity to stop wasting time and money caused by damaged cable drums.

Manufactured in the UK from fully recyclable ABS and polycarbonate materials.



REELSAVER Reelsaver

Local People with NATIONAL POWER

- 13 branches across the north of England & Wales
- Same day delivery
- Guaranteed stock
- Knowledgeable staff
- Excellent value and choice
- 20,000+ products in stock
- Great deals, every day
- Trade accounts





HENRY AND FRIENDS

HENRY

SMALL TUB VACUUM

- 620W motor
- 9 litre capacity
- Comes with accessory kit



HENRY Small Tub Vac

Accessory Kit



HETTY

SMALL TUB VACUUM

- 620W motor
- 9 litre capacity
- Comes with accessory kit



HETTY Small Tub Vac

JAMES

SMALL DRY VACUUM CLEANER

- 620W motor
- 8 litre capacity
- Comes with accessory kit



JAMES Small Dry Vac

HARRY

PET VACUUM

- 620W motor
- 9 litre capacity
- Comes with accessory kit



HARRY Pet Vac

GEORGE

ALL IN 1 CLEANING MACHINE

- 1200W motor
- 9 litre capacity - wet
- 15 litre capacity - dry
- Comes with accessory kit



GEORGE All-in-One

CHARLES

WET AND DRY CLEANER

- 1200W motor
- 9 litre capacity - wet
- 15 litre capacity - dry
- Comes with accessory kit



CHARLES Wet & Dry

NUMATIC NVR200 VACUUM CLEANER

SMALL TUB VACUUM

- 620W motor
- 9 litre capacity
- Comes with accessory kit



NVR200 Numatic



NVM-1C

REPLACEMENT BAGS

Pack of 10 replacement numatic vacuum cleaner bags.

NVM-1C Bags Pack

4 SOCKET 10 METRE 13 AMP CABLE REEL CASSETTE

deta

- Portable power for home and indoor use
- Four socket outlets allow up to four items to be connected
- Ten metre black cable extends reach
- Small wind handle for easy cable wind in
- Thermal cutout prevents overheating if reel is overloaded
- 3120w maximum load unwound
- 960w maximum load wound Cable reel should be unwound before use
- 13A rated with 1.25mm² cable size
- 2-year guarantee



TP21014 4 Socket 10 Metre 13 Amp Cable Reel Cassette

4 SOCKET 25 METRE 13AMP CABLE REEL

niGLON



NER42513 4 Socket 25 Metre 13 Amp Cable Reel

CABLE REEL - 25M

Schneider Electric

IP44

- Tough polycarbonate construction for industrial use
- Current rating 16A fully unwound
- IP44 rated BS4343 plugs and outlets



JJR22516 Cable Reel 25m 2G 16A 110V 2SKT

PORTABLE POWER TOOL TRANSFORMERS Electro-wind

- Intermittent rating 20% Duty cycle
- Housed in robust GRP cases providing security and durability
- Manufactured in accordance with BSEN61558 CE & RoHS Compliant



TFT1500-2 1.5kVA 110V 2 x 16A Sockets c/w 13A plug
TFT3300-2 3.3kVA 110V 2 x 16A Sockets c/w 13A plug

CORE MAGNETIC FLASHLIGHT



Batteries
See page 205

- Type: LED hand torch and work light
- Lumen Output: Up to 400 lumens
- Operating Modes: Top Light / Work Light (High & Low) / Red Flash
- LED: 1 x white LED / COB LED
- Batteries Required: 3 x AA alkaline (not included)
- Run-time: Up to 9 hours (High)
- Diameter: 2 mm
- Body Colour: Black
- Material: Anodised aircraft grade aluminium
- Switch Type: Push button
- Impact Resistance: 1.5 m
- Overall Length: 195 mm
- Weight: 124g (excluding batteries)



CL400 Core Magnetic Flashlight 400 Lumens

CORE RECHARGEABLE WORK LAMP



The Core Rechargeable Work Lamp illuminates a wide area with up to 1150 lumens of light with high and low power modes. It's lightweight, portable, and can stand, hang, or be mounted in a huge array of locations providing essential illumination for up to 5 hours per charge. Furthermore, it features a battery life indicator and can even be used to charge other devices such as a mobile phone via its USB out socket.

Dimensions: 17x12cm



CLW1150 Core Rechargeable Work Lamp 1150 Lumens

GLS FESTOON KIT



IP54

- Manufactured using 2.5mm cable
- Protective bulb guards
- 22m cable
- 60W
- Moulded fittings
- Fitted 16A plug



E89810 Festoon Kit 22m with 10 Holders ES Fittings

CORE RECHARGEABLE HEAD TORCH



- Beam range: up to 50m
- Run-time: Up to 5 hours
- Weather and impact resistant
- Dimensions: 50 x 30 x 36 mm
- Weight: 50g



CLH200 Core Rechargeable Head Torch

OUR BRANCHES

Open 7:30–5:30 (Mon–Fri) & Sat AM

Anglesey:
01248 719077
anglesey@tnr.co.uk

Mochdre:
01492 548123
mochdre@tnr.co.uk

Ashton:
0161 882 9453
ashton@tnr.co.uk

Pwllheli:
01758 719429
pwllheli@tnr.co.uk

Chester:
01244 675779
chester@tnr.co.uk

Rhyl:
01745 356033
rhyl@tnr.co.uk

Crewe:
01270 584671
crewe@tnr.co.uk

Rochdale:
01706 648352
rochdale@tnr.co.uk

Holyhead:
01407 521311
holyhead@tnr.co.uk

Stockport:
0161 480 9141
stockport@tnr.co.uk

Knutsford:
01565 930400
knutsford@tnr.co.uk

Warrington:
01925 650501
warrington@tnr.co.uk

Macclesfield:
01625 433617
macclesfield@tnr.co.uk

KRP1 - WALL MOUNTED SWIVEL BRACKET



Suitable for use with 10W LED, 150/500W halogen floodlight.

- Swivel allows rotation to position light where needed
- Wall mounted
- Steel construction
- Zinc plated
- Fixings provided
- Max loading weight 1kg
- 3 Year warranty

KRP1 Wall Mounted Swivel Bracket

KRP2 - TWIN WALL MOUNTED SWIVEL BRACKET



Suitable for use with 2 x 10W LED, 150/500W halogen floodlights.

- Swivel allows rotation to position light where needed
- Wall mounted
- Steel construction
- Zinc plated
- Fixings provided
- Max loading weight 2 x 2kg
- 3 Year warranty

KRP2 Twin Wall Mounted Swivel Bracket

KRP3 - WALL MOUNTED SWIVEL BRACKET



Suitable for use with 50W - 150W LED floodlights, 70 - 400W Son fitting.

- Swivel allows rotation to position light where needed
- Wall mounted
- Steel construction
- Black powder coated
- Fixings provided
- Max loading weight 10kg
- 3 Year warranty

KRP3 Wall Mounted Swivel Bracket

KRP5 - CORNER MOUNTED BRACKET



10/20W LED, 150/500W halogen floodlight, 100W bulkhead, PIR sensor.

- Enables floodlight to be fitted on a corner
- Can be used to fit 2 x floodlights on a corner (mount a KRP2 onto KRP5)
- Corner mounted
- Steel construction
- Zinc plated
- Fixings provided
- Max loading weight 2kg / 2 x 1kg when used with a KRP2
- 3 Year Warranty


KRP5 Corner Mounted Bracket

SCREWS, BOLTS & WASHERS

UNICRIMP®

WOOD SCREWS - 200 BOX

HE0868	No.8, 0.625 Inch Twin Thread Wood Screw
QWS8-075	No.8, 0.75 Inch Twin Thread Wood Screw
QWS8-1	No.8, 1 Inch Twin Thread Wood Screw
QWS8-15	No.8, 1.5 Inch Twin Thread Wood Screw
QWS8-125	No.8, 1.25 Inch Twin Thread Wood Screw
QWS8-15	No.8, 1.5 Inch Twin Thread Wood Screw
QWS8-20	No.8, 2 Inch Twin Thread Wood Screw
QWS10-15	No.10, 1.5 Inch Twin Thread Wood Screw
QWS10-20	No.10, 2 Inch Twin Thread Wood Screw
QWS10-3	No.10, 3 Inch Twin Thread Wood Screw



BRASS PAN SCREWS - 100 BOX

QMS4-6B	M4 x 6mm Brass Pan Slotted Screw
QMS4-10B	M4 x 10mm Brass Pan Slotted Screw
QMS4-12B	M4 x 12mm Brass Pan Slotted Screw
QMS4-16B	M4 x 16mm Brass Pan Slotted Screw
QMS4-20B	M4 x 20mm Brass Pan Slotted Screw
QMS4-25B	M4 x 25mm Brass Pan Slotted Screw
QMS4-35B	M4 x 35mm Brass Pan Slotted Screw
QMS4-40B	M4 x 40mm Brass Pan Slotted Screw
QMS4-50B	M4 x 50mm Brass Pan Slotted Screw



NICKEL PLATED SCREWS - 100 BOX

QRCSM35X25	M3.5 x 25mm Raised Head Slotted Screw
QRCSM35X35	M3.5 x 35mm Raised Head Slotted Screw
QRCSM35X40	M3.5 x 40mm Raised Head Slotted Screw
QRCSM35X50	M3.5 x 50mm Raised Head Slotted Screw
QRCSM35X75	M3.5 x 75mm Raised Head Slotted Screw



SCREWS, BOLTS & WASHERS

UNICRIMP®

GALVANISED ROOFING BOLTS - 100 BOX

QRB6-8	M6, 8mm Galvanised Roofing Bolt & Nut
QRB6-12	M6, 12mm Galvanised Roofing Bolt & Nut
QRB6-16	M6, 16mm Galvanised Roofing Bolt & Nut
QRB6-20	M6, 20mm Galvanised Roofing Bolt & Nut
QRB6-25	M6, 25mm Galvanised Roofing Bolt & Nut
QRB6-40	M6, 40mm Galvanised Roofing Bolt & Nut
QRB6-50	M6, 50mm Galvanised Roofing Bolt & Nut



DELIGO

HEXAGONAL STEEL BOLTS - 100 BOX

ISS620	M6, 20mm Hex Steel Bolt
ISS625	M6, 25mm Hex Steel Bolt
ISS630	M6, 30mm Hex Steel Bolt
ISS640	M6, 40mm Hex Steel Bolt
ISS650	M6, 50mm Hex Steel Bolt
ISS820	M8, 20mm Hex Steel Bolt
ISS825	M8, 25mm Hex Steel Bolt
ISS840	M8, 40mm Hex Steel Bolt
ISS1020	M10, 20mm Hex Steel Bolt
ISS1025	M10, 25mm Hex Steel Bolt
ISS1030	M10, 30mm Hex Steel Bolt
ISS1035	M10, 35mm Hex Steel Bolt
ISS1040	M10, 40mm Hex Steel Bolt
ISS1050	M10, 50mm Hex Steel Bolt



DELIGO

WASHERS - STEEL SPRING - 100 BOX

ISSW6	M6 Steel Spring Washer
ISSW8	M8 Steel Spring Washer
ISSW10	M10 Steel Spring Washer



UNICRIMP®

WASHERS - STEEL PENNY - 100 BOX

QMG6-25	M6 Steel Penny Washer - BZP 25/30mm
QMG8-25	M8 Steel Penny Washer - 25mm
QMG10-25	M10 Steel Penny Washer - 25mm



DELIGO

WASHERS - STEEL - 100 BOX

ISW6	M6 Steel Washer
ISW8	M8 Steel Washer
ISW10	M10 Steel Washer
ISW12	M12 Steel Washer



UNICRIMP®

WASHERS - BRASS - 100 BOX

QFBWM6	M4 Brass Washer
QFBWM8	M6 Brass Washer
QFBWM10	M8 Brass Washer



UNICRIMP®

HEXAGONAL BRASS BOLTS 100 BOX

QBRSSM6X12	M6, 12mm Hex Brass Bolt
QBRSSM6X16	M6, 16mm Hex Brass Bolt
QBRSSM6X25	M6, 25mm Hex Brass Bolt
QBRSSM6X30	M6, 30mm Hex Brass Bolt
QBRSSM6X50	M6, 50mm Hex Brass Bolt
QBRSSM8X25	M8, 25mm Hex Brass Bolt
QBRSSM8X50	M8, 50mm Hex Brass Bolt



UNICRIMP®

NUTS - BRASS - 100 BOX

QBFNM4	M4 Brass Nut
QBFHN6	M6 Brass Nut
QBFHN8	M8 Brass Nut



DELIGO

NUTS - STEEL - 100 BOX

ISN6	M6 Steel Nut
ISN8	M8 Steel Nut
ISN10	M10 Steel Nut
ISN12	M12 Steel Nut



CABLE FIXINGS & SUNDRIES

UNICRIMP®

ROUND CABLE CLIPS

QRC4	5-7mm Diameter Cable Clip - Black
QRC6	5-7mm Diameter Cable Clip - White
QRC7	7-10mm Diameter Cable Clip - Black
QRC8	7-10mm Diameter Cable Clip - Grey
QRC9	7-10mm Diameter Cable Clip - Red
QRC10	7-10mm Diameter Cable Clip - White
QRC11	10-14mm Diameter Cable Clip - Black
QRC12	10-14mm Diameter Cable Clip - White
QRC13	14-20mm Dia. Cable Clip (B=50) - Black
QRC14	14-20mm Dia. Cable Clip (B=50) - White
QRC15	18-22mm Round Clip - Black



FLAT CABLE CLIPS

QFC4	Grey Cable Clips for 1.0-1.5mm ≤ T&E Cable
QFC5	Grey Cable Clips for 2.5mm ≤ T&E Cable
QFC6	Grey Cable Clips for 4-6mm ≤ T&E Cable
QFC7	Grey Cable Clips for 10-16mm ≤ T&E Cable



NYLON CABLE TIES

QTB100M	2.5mm x 100mm Cable Tie - Black
QT100M	2.5mm x 100mm Cable Tie - White
QTB165M	2.5mm x 165mm Cable Tie - Black
QT165M	2.5mm x 165mm Cable Tie - White
QTB200S	4.8mm x 200mm Cable Tie - Black
QT200S	4.8mm x 200mm Cable Tie - White
QTB300S	4.8mm x 300mm Cable Tie - Black
QT300S	4.8mm x 300mm Cable Tie - White
QTB370S	4.8mm x 370mm Cable Tie - Black
QT370S	4.8mm x 370mm Cable Tie - White



STAINLESS STEEL CABLE TIES

QSST200S	Roller Ball Cable Tie 200x4.6mm Stainless Steel
QSST300S	Roller Ball Cable Tie 300x4.6mm Stainless Steel



CLEATS

QC5	Cable Cleat 0.5mm
QC6	Cable Cleat 0.6mm
QC7	Cable Cleat 0.7mm
QC8	Cable Cleat 0.8mm
QC9	Cable Cleat 0.9mm
QC10	Cable Cleat 1.0mm
QC12	Cable Cleat 1.2mm



SLEEVING

QES3BR	3mm Brown Sleaving
QES3BL	3mm Blue Sleaving
QES3	3mm Green & Yellow Sleaving
QES4BR	4mm Brown Sleaving
QES4BL	4mm Blue Sleaving
QES3PK	3mm Pink Sleaving



CABLE FIXINGS & SUNDRIES

SWA

RESIN JOINT KITS

SJK1	1.5 - 10mm 4C Straight Joint Kit
SJK2	10, 16 & 25mm 4C Straight Joint Kit
SJK4	0.75 - 4mm Non SWA Straight Joint Kit



niGLOn

EARTH CLAMPS

CE14/PL	2.5 - 10mm 12-32mm Diameter - Red
CE15/PL	2.5 - 10mm 12-32mm Diameter - Blue
EC15/3	50 - 75mm 12-32mm Diameter - Blue



DELIGO

GROOMETS

CG20S	20mm Open Grommet
CG25S	25mm Open Grommet
CGB20S	20mm Blind Grommet
CGB25S	25mm Blind Grommet



UNICRIMP®

GLANDS

CABLE GLANDS

QCGM20BLK	20mm Small Skin Top Gland 6 to 12mm - Black
QCGM20GRY	20mm Small Skin Top Gland - Grey
QCGM20WHT	20mm Small Skin Top Gland - White
QCGM20RED	20mm Small Skin Top Gland - Red
QCGM20LBLK	20mm Skin Top Gland 10 to 14mm - Black
QCGM20LGRY	20mm Skin Top Gland - Grey
QCGM20LWHT	20mm Skin Top Gland - White
QCGM25BLK	25mm IP68 Gland 13 to 18mm - Black
QCGM25WHT	25mm IP68 Gland 13 to 18mm - White



BW - TYPE INDOOR GLANDS

QBW20S	20mm S-type Gland Kit 2 Part - 2 Pack
QBW25	25mm Gland Kit 2 Part - 2 Pack
QBW32	32mm Gland Kit 2 Part - 2 Pack
QBW40	40mm Gland Kit 2 Part - 2 Pack
QBW50	50mm Gland Kit 2 Part - 2 Pack
QBW63	63mm Gland Kit 2 Part - 2 Pack



CW - TYPE OUTDOOR GLANDS

QCW20S	20mm S-type Gland Kit 4 Part - 2 Pack
QCW25	25mm Gland Kit 4 Part - 2 Pack
QCW32	32mm Gland Kit 4 Part - 2 Pack
QCW40	40mm Gland Kit 4 Part - 1 Pack
QCW50	50mm Gland Kit 4 Part - 1 Pack
QCW63	63mm Gland Kit 4 Part - 1 Pack



* See gland chart for sizing on page 200

FIXINGS

UNICRIMP™

SPRING TOGGLE

Q-04205 Spring Toggle M5X50



CAVITY FIXING DRILL

CC-04200 Cavity Fixing M4 8mm Drill
CC-04202 Cavity Fixing M5 11mm Drill TMX5E



DROP IN ANCHOR

QWA6-25 Drop In Anchor M6 8mm Hole
QWA8-30 Drop In Anchor M8 10mm Hole
QWA10-40 Drop In Anchor M10 12mm Hole



SHIELD ANCHOR LOOSE

CC-04129 Shield Anchor Loose M6x10 10mm Hole
Q-04135 Shield Anchor Loose M10x70 16mm Hole
Q-04134 Shield Anchor Loose M8x25 14mm Hole



SHIELD ANCHOR PROJECT

CC-04137 Shield Anchor Project M10x30 16mm H
CC-04141 Shield Anchor Project M6x25 10mm H
CC-14145 Shield Anchor Project M8x70 14mm H



T&E CABLE CLIPS

UNICRIMP™



- Self grip design
- Chemical inertness
- Stress crack resistance
- Thick steel nails prevents snapping
- Long nail for good pull out value
- High grade tough polyethylene for low temperature flexibility

GREY CABLE CLIPS - 100 PACK

QFC4 For 1 - 1.5mm T&E Cable width 5-8mm
QFC5 For 2 - 2.5mm T&E Cable width 6-10mm
QFC6 For 4 - 6mm T&E Cable width 7-14mm
QFC7 For 10 - 16mm T&E Cable width 9-18mm

GREY DOUBLE CABLE CLIPS - 100 PACK

QDC1 For Flat 2 x 1 - 1.5mm T&E Cable width 5-8mm
QDC2 For Flat 2 x 2.5mm T&E Cable width 6-10mm

TRADESMAN TUBS

QTT4 T&E Cable Clips Tub - 400 x 1 & 400 x 2.5mm
QTT3 Cavity fixing tub
QTT24 Red wall plug tub

WALL PLUGS - 100 BOX

QWPR001 35mm x 5.5mm Red
QWPB001 45mm x 8mm Brown



See pages 166-189 for our Milwaukee Power Tool range



Milwaukee

Nothing but **HEAVY DUTY.**™

METAL & WOOD FIXINGS



METAL

Specifically designed for electricians.

Faster joining of cable tray, cable trunking, trunking lids etc., armoured cable cleats, mounting din rail and accessories in control panels, speedy fixing of earth tags to galvanised trunking/boxes.

- For steel up to 2.5mm thick (CSK up to 3mm, HD-3.5mm)
- No pre-drilling required
- No nuts, bolts, spanners etc.
- No changing drill/drive bits
- Can be removed and reused
- Unique wafer head – will not snag or chafe cables

- OBX-STD-4.8X16** Metal
- OBX-HD-5.5X20** Heavy Duty for Metal
- OBX-HD-5.5X40** Heavy Duty for Metal
- DS-CSK-4.2X38** Mini Head for Metal
- DS-PAN-4.2X13** Mini Head for Metal

WOOD

- High Quality wood screws with low profile head
- Twin thread for fast installation
- Extra sharp point for optimum driveability

- OBX-TFX-4.8X25** Wood
- OBX-TFX-4.8X35** Wood
- OBX-TFX-4.8X50** Wood

METAL TO WOOD SCREWS

- Direct fixing PVC and thin steel (up to 1.5mm) to wood
- Self drilling
- High quality wood screws with low profile head
- Extra sharp point for optimum driveability

- OBX-GP-4.8X35** Metal to Wood

POINT CAP

- Caps off screw point
- Protects cables from sharp points

- OBX-POINTCAP** Point Cap

SELECTION PACK

A comprehensive selection pack containing a range of low profile head metal and multi-wood screws - all packed in a robust plastic case, also includes countersunk and pan head self drilling screws together with the Orbix point caps.



- OBX-SCT-PK** Mixed Box
- OBX-SCT-HD** Mixed Box Heavy Duty



OBX-STD



OBX-HD



DS-CSK



DS-PAN



COTSWOLD FASTENERS - TRAY BOLTS

DELIGO

THE NEXT GENERATION OF ROOFING BOLT



The TRAYBOLT supersedes the roofing bolt and square nut historically used by contractors in many applications but specifically for the M&E industry for bolting cable tray together.

- 8 times faster when used with a power tool
- Cost effective, dual purpose combi drive bolt with integral PZ2 and slotted head
- Serrated flange hex nut providing double the grip with socket or ring spanner tightness
- Far superior product to the old fashioned roofing bolts

- ISTB612** 12mm Tray Bolt c/w Serrated Flange Nut - Zinc Plated
- ISTB620** 20mm Tray Bolt c/w Serrated Flange Nut - Zinc Plated
- ISTB625** 25mm Tray Bolt c/w Serrated Flange Nut - Zinc Plated

TAPES

PVC TAPES - ALL COLOURS

- 1933BL** 19 x 33mm - Blue
- 1933BL** 19 x 33mm - Black
- 1933BR** 19 x 33mm - Brown
- 1933GY** 19 x 33mm - Grey
- 1933W** 19 x 33mm - White
- 1933R** 19 x 33mm - Red
- 1933Y** 19 x 33mm - Yellow
- 1933YG** 19 x 33mm - Green/Yellow

UNDERGROUND WARNING TAPE

- WT** 365m PVC Tape

INDUSTRIAL CLOTH TAPE

Industrial grade all purpose cloth tape. Easy to tear with top quality adhesive, tough, durable and waterproof.

- GTB** Black 50mm x 50m

POWERGRIP TAPE

Mammoth Powerful Grip Tape - The Tape That Thinks It's A Glue! Double Sided tape that breaks the rules, with an incredible immediate bond strength that has to be seen to be believed.

- 2POWERGRIP50** Black 50mm x 50m



INSULATED TERMINALS - 100 BOX

1.5MM RED

- QRR4** Cable Crimp Ring - 4.3mm Stud
- QRR5** Cable Crimp Ring - 5.3mm Stud
- QRF4N** Cable Fork Ring - 4.3mm Stud
- QRPO63M** Male Cable Crimp Push - 6.3mm
- QRB** Cable Crimp Splice
- QRP12** Cable Crimp Pin - 12mm Pin

2.5MM BLUE

- QBR4** Cable Crimp Ring - 4.3mm Stud
- QBR5** Cable Crimp Ring - 5.3mm Stud
- QBR6** Cable Crimp Ring - 6.5mm Stud
- QBF4N** Cable Crimp Fork - 4.3mm Stud
- QBF5** Cable Crimp Fork - 5.3mm Stud
- QBPO63F** Cable Crimp Push-on - 6.3mm
- QBB** Cable Crimp Splice
- QBP12** Cable Crimp Pin - 12mm Pin

6MM YELLOW

- QYR5** Cable Crimp Ring - 4.3mm Stud
- QYR6** Cable Crimp Ring - 6.5mm Stud
- QYR8** Cable Crimp Ring - 8.5mm Stud
- QBPO63M** Cable Crimp Push - 6.3mm Stud
- QYB** Cable Crimp Splice
- QYP14** Cable Crimp Pin - 14mm Pin



SEALANT & ADHESIVE



THE SNAG LIST ELIMINATOR!



Number one sealant and adhesive.

Unique adhesion on virtually any material in most applications without the need for additional fixings. The ultimate solution for sealing.

- CT1535106** CT1 Black Sealant & Adhesive 290ml
- CT1535206** CT1 White Sealant & Adhesive 290ml
- CT1535306** CT1 Grey Sealant & Adhesive 290ml
- CT1535406** CT1 Brown Sealant & Adhesive 290ml
- CT1539506** CT1 Clear Sealant & Adhesive 290ml



COPPER TUBE TERMINALS - 100 BOX

10MM

- QCT10-6** 10mm Cable Crimp Ring - 6mm Stud
- QCT10-8** 10mm Cable Crimp Ring - 8mm Stud
- QCT10-10** 10mm Cable Crimp Ring - 10mm Stud
- QB10** 10mm Cable Crimp Splice

16MM

- QCT16-6** 16mm Cable Crimp Ring - 6mm Stud
- QCT16-8** 16mm Cable Crimp Ring - 8mm Stud
- QCT16-10** 16mm Cable Crimp Ring - 10mm Stud
- QB16** 16mm Cable Crimp Splice

25MM

- QCT25-8** 25mm Cable Crimp Ring - 8mm Stud
- QCT25-10** 25mm Cable Crimp Ring - 10mm Stud
- QCT25-12** 25mm Cable Crimp Ring - 12mm Stud
- QB25** 25mm Cable Crimp Splice

35MM

- QCT35-8** 35mm Cable Crimp Ring - 8mm Stud
- QCT35-10** 35mm Cable Crimp Ring - 10mm Stud
- QCT35-12** 35mm Cable Crimp Ring - 12mm Stud
- QB35** 35mm Cable Crimp Splice

50MM

- QCT50-8** 50mm Cable Crimp Ring - 8mm Stud
- QCT50-10** 50mm Cable Crimp Ring - 10mm Stud
- QB50** 50mm Cable Crimp Splice

70MM

- QCT70-8** 70mm Cable Crimp Ring - 8mm Stud
- QCT70-10** 70mm Cable Crimp Ring - 10mm Stud
- QB70** 70mm Cable Crimp Splice

CLEANER & DEGREASER



UNIQUE NON-AGGRESSIVE MULTI-PURPOSE SOLVENT



Multisolve - A complete multi-purpose solvent; for the safe removal of adhesives and sealants.

- MSV683042** 200ml Universal Fast & Safe
- MSV683041** 500ml Universal Fast & Safe



SILICONE SEALANTS

GENERAL PURPOSE SILICONE BROWN

DELIGO



- High strength
- Mould resistant

SLMB

GENERAL PURPOSE SILICONE BLACK

DELIGO



- All purpose
- Mould resistant

SLMBL

GENERAL PURPOSE SILICONE WHITE

UNICRIMP



- High strength
- Mould resistant

SCONTHMA300W

GENERAL PURPOSE SILICONE CLEAR

UNICRIMP



- High strength
- Mould resistant

SCONTHMA300C

FOREVER WHITE SEALANT



- Stops black mould
- 10 year protection

FOREVERWE

FIRE MATE SEALANT



- Intumescent
- Fire-rated

FIRE

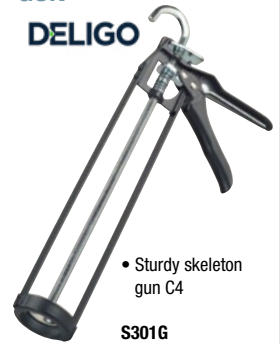
HEAT MATE SEALANT



- Temperature resistant to 300°C

HEAT

PROFESSIONAL SEALANT GUN
DELIGO



- Sturdy skeleton gun C4

S301G

ADHESIVES

STICK2 ALL PURPOSE SUPERGLUE



S2SUP03

STICK2 ALL PURPOSE CLEAR ADHESIVE



S2CLEAR

STICK2 HARD PLASTIC ADHESIVE



S2HARD

ADHESIVES

SUPER GLUE DE-BONDER



- De-bonds items stuck together with cured superglue

DEBOND

INDUSTRIAL SUPERGLUE



- Use on plastics, metals, PVCu, EPDM

CYN20

ARALDITE ADHESIVE



ARARAPID

STIXALL CRYSTAL CLEAR



- Bonds and seals virtually everything

STIXCLEAR

STIXALL WHITE



- Bonds and seals virtually everything

STIXWE

INSTANT NAILS ADHESIVE



- High strength
- Ideal for gap filling

INST

Tapes

See page 199



ALL PURPOSE SILICONE SPRAY



- For home and industry

SILSPRAY

YELLOW 77 CABLE PULLING LUBRICANT DELIGO



- Consistent, smooth pulls

PCW

WD40 AEROSOL LUBRICANT



- Stops squeaks
- Removes and protects

WD40L

ALL PURPOSE MULTI MAINTENANCE SPRAY



- Stops squeaks
- Frees rusted parts

MULTI

LUBRICANTS

XXL MULTI-USE CLOTHWIPES



UltraGrime Multi-Use Pro are the biggest and best wipes you can buy. Use these dirt eating wipes all day, every day on your hands, tools and many other surfaces, including fabric and upholstery.

Features and Benefits

- Removes grease, silicon, adhesives, paint and uncured PU foam
- Strong and soft microfibre wipes
- Safe to use on all surfaces
- Dispense design releases one wipe at a time
- Remains wet for over an hour
- Recyclable packaging
- Alcohol free non drying wipes with aloe vera extract and vitamin E
- Contains antibacterial agents

5900 UltraGrime Pro Bio Clothwipes (Pack of 100)

XXL POWER SCRUB CLOTHWIPES



UltraGrime Power Scrub Pro are perfect for cleaning and removing any paint, uncured PU foam, silicon, adhesives and grease. Great for people in the trade industry.

Features and Benefits

- Great for all surface types
- Dispense design releases one wipe at a time
- Removes silicones, paint, adhesives, uncured PU foam and grease
- Remains wet for over an hour
- Alcohol free and safe ingredients such as: Vitamin E and Aloe Extract
- Able to use on all types of surfaces

5920 UltraGrime Pro Power Scrub Clothwipes (Pack of 80)

XXL ANTI-BAC CLOTHWIPES



UltraGrime Multi-use Biodegradable Pro contain no plastics and are made from plant-based fibres for an environmentally friendly solution.

Features and Benefits

- Strong, non-drying, biodegradable wipes
- Can be used on all surfaces
- Dispense design releases one wipe at a time
- Remains wet for over an hour
- Alcohol free with vitamin E and aloe extract, gentle ingredients for the skin
- Removes adhesives, silicones, uncured PU foam, paint and grease

Typical Applications

- Plumbers
- Builders
- Flooring fitters
- Electricians

5940 UltraGrime Pro Bio Clothwipes (Pack of 100)

XXL ANTI-BAC CLOTHWIPES



UltraGrime Anti-Bac Pro deliver professional grade cleaning and disinfection to any application.

Features and Benefits

- XXL+ clothwipes for ample coverage
- Kills 99.999% of bacteria and viruses
- Effective against Norovirus and Influenza A
- Combats SARS-CoV-2 and coronaviruses
- Fast-acting disinfectant formula
- Perfect for challenging environments
- Leaves surfaces safe and grime-free
- Convenient pack of 100 wipes
- Durable design for tough cleaning tasks
- Easy-to-use, ready-to-go wipes

5930 UltraGrime Anti Bac Pro Clothwipes (Pack of 100)

EXPANDING FOAMS


EXACT GAP FOAM



- With applicator included

EVEXACT7

NO WASTE FOAM



- Lasts twice as long

NOWASTEHH

GUN GRADE FOAM



- Quick setting
- 750ml

EVGF7

FIRE FOAM B2 HANDHELD



- Quick setting
- 750ml

B2FIREHAND

MISCELLANEOUS ITEMS

DUAL PURPOSE FOAM CLEANER



- Quick acting
- 500ml

GFSC5

FOAM APPLICATOR



- Medium duty metal gun

GFAPP35

NO WASTE FOAM SPARE NOZZLE



NOWNOZZ

SEALANT SMOOTH-OUT TOOL



- Perfect seals every time

SMOOTHOUT

MULTI-USE WONDER WIPES



- Trade Tub
- 100 wipes

WIPE80

ROLL & STROLL PREMIUM CARPET PROTECTOR



- 25m roll
- 600mm wide

ROLL20

ROLL & STROLL HARD SURFACE PROTECTOR



- 25m roll
- 600mm wide

ROLLHARD20

MISCELLANEOUS ITEMS

COTTON DUST SHEET DELIGO



- 12 x 9 feet

DUST

ONE STRIKE FILLER 1 LITRE



- Dry in 30 minutes

ONE1

FILL ONCE FILLER



- 650ml

FILONCE06

RAPID SET CEMENT



- Sets in 30 minutes
- 3kg

JETCEM3


QUICK SET PLASTER



- Sets in 1 hour
- 6kg

JETPATCH6

FIRESAN INTUMESCENT PADS



- FSPANSNGL 4 x 170 x 170mm
- FSPANDBLE 4 x 230 x 170mm

BATTERIES

DURACELL



- AABATTERY Duracell Procell Intense AA
- AAABATTERY Duracell Procell Intense AAA
- CBATTERY Duracell Procell Intense C type
- DBATTERY Duracell Procell Intense D type
- 9VBATTERY Duracell Procell Intense 9 volt

BATTERIES

Energizer



- CR2016 Energizer Lithium Coin Cell Battery | 1 Pack
- CR2032 Energizer Lithium Coin Cell Battery | 2 Pack
- LR44 Energizer Alkaline Button Cell Batteries | 2 Pack

330 POWERGRIP PROTECTIVE GLOVES



REINFORCED PROTECTION

- Ideal for: scaffolding, brick laying, carpentry, masonry
- Available sizes: Small (1) Medium (2) Large (3) Extra Large (4)



SHOR330P Power Grip Reinforced Protective Gloves

B0500 PU ASSEMBLY LIGHTWEIGHT GLOVES



LIGHTWEIGHT SEAMLESS

- Ideal for: precision work, inspection, assembly, packing
- Available sizes: Small (1) Medium (2) Large (3) Extra Large (4)



SHORB500BP PU Assembly Lightweight Seamless Gloves

451 THERMO GRIP GLOVES



THERMAL FLEECED

- Ideal for: outdoor work, building, carpentry, masonry
- Available sizes: Small (1) Medium (2) Large (3) Extra Large (4)



SHOR451P Thermo Grip Thermal Fleeced Gloves

385 OIL GRIP GLOVES



NITRILE SPONGE COATING

- Ideal for: outdoor work, plumbing, logistics, roofing
- Available sizes: Small (1) Medium (2) Large (3) Extra Large (4)



SHOR385P Oil Grip Nitrile Sponge Gloves

370 ULTRA-LIGHT GRIP GLOVES



LIGHTWEIGHT GRIP

- Ideal for: electrical work, building, carpentry, assembly
- Available sizes: Small (1) Medium (2) Large (3) Extra Large (4)



SHOR370P Ultra-Light Grip Lightweight Gloves

PROARG ARGON THERMAL GLOVES



INSULATED THERMAL LINER

- Secure grip in all conditions and extremely low temperatures
- Available sizes: Small (1) Medium (2) Large (3) Extra Large (4)



PROARG Insulated Thermal Argon Gloves

Works at up to -50°C

377 WET GRIP GLOVES



FULLY COATED

- Ideal for: cement mixing, automotive, assembly
- Available sizes: Small (1) Medium (2) Large (3) Extra Large (4)



SHOR377P Fully Coated Wet Grip Gloves

381 BREATHABLE MICROFIBRE GLOVES



MOISTURE EVACUATION SYSTEM

- Ideal for: high abrasion resistance, dexterity, and finger sensitivity whilst performing assembly tasks in greasy or dry conditions
- Available sizes: Small (1) Medium (2) Large (3) Extra Large (4)



SHOR381P Breathable Microfibre Gloves



Synergised Partnership



Please contact your local TNR branch for prices & delivery costs



Name	101Q
Manufacturer	Pop Up Pro
Type	Push Around
Power	Electric
Platform Height	3.0m
Working Height	5.00m (stowed)
Working Reach	0.00m
Platform Dimensions	1.20 x 0.70m
Extended Platform	N/A
Safe Working Load	240kg
Lift Cycles	132
Handrails Lowered	N/A
Closed Dimensions	1.70 x 0.70m
Machine Weight	370kg



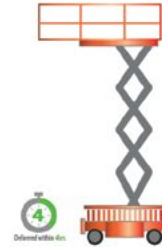
Name	32/19
Manufacturer	SkyJack
Type	Scissor Lifts
Power	Electric
Platform Height	5.75m
Working Height	7.62m (stowed)
Platform Dimensions	1.63 x 0.66m
Extended Platform	2.54 x 0.66m
Safe Working Load	227kg
Lift Cycles	132
Handrails Lowered	1.64m
Closed Dimensions	1.80 x 0.80m
Machine Weight	1312kg



Name	32/26
Manufacturer	SkyJack
Type	Scissor Lifts
Power	Electric
Platform Height	7.92m
Working Height	9.92m (stowed)
Platform Dimensions	2.13 x 0.71m
Extended Platform	3.04 x 0.71m
Safe Working Load	227kg
Lift Cycles	132
Handrails Lowered	1.90m
Closed Dimensions	2.30 x 0.80m
Machine Weight	1890kg



Name	46/26
Manufacturer	SkyJack
Type	Scissor Lifts
Power	Electric
Platform Height	7.92m
Working Height	9.75m (stowed)
Platform Dimensions	2.13 x 1.07m
Extended Platform	3.35 x 1.07m
Safe Working Load	454kg
Lift Cycles	132
Handrails Lowered	1.79m
Closed Dimensions	2.31 x 1.17m
Machine Weight	2170kg



Name	46/32
Manufacturer	SkyJack
Type	Scissor Lifts
Power	Electric
Platform Height	9.75m
Working Height	11.58m (stowed)
Platform Dimensions	2.13 x 1.07m
Extended Platform	3.35 x 1.07m
Safe Working Load	318kg
Lift Cycles	132
Handrails Lowered	1.90m
Closed Dimensions	2.31 x 1.17m
Machine Weight	2302kg




Name	10.58m
Manufacturer	SkyJack
Type	Scissor Lifts
Power	Electric
Platform Height	11.80m
Working Height	13.80m (stowed)
Platform Dimensions	2.19 x 1.05m
Extended Platform	3.09 x 1.05m
Safe Working Load	350kg
Lift Cycles	45
Handrails Lowered	2.21m
Closed Dimensions	2.40 x 1.19m
Machine Weight	3400kg

Push Arouds

Electric Scissor Lifts



Name	S116
Manufacturer	SkyJack
Type	Vertical Masts
Power	Electric
Platform Height	4.75m
Working Height	6.58m (stowed)
Working Reach	0.00m
Platform Dimensions	0.93 x 0.69m
Extended Platform	Traverse Platform 0.41m
Safe Working Load	227kg
Lift Cycles	132
Stowed Height	1.79m
Closed Dimensions	1.37 x 0.77m
Machine Weight	966kg




Name	100 VJR
Manufacturer	Manitou
Type	Vertical Masts
Power	Electric
Platform Height	7.90m
Working Height	9.90m (stowed)
Working Reach	3.15m
Platform Dimensions	0.90 x 0.75m
Extended Platform	0.90 x 0.75m
Safe Working Load	200kg
Lift Cycles	132
Stowed Height	1.99m
Closed Dimensions	2.82 x 0.99m
Machine Weight	2650kg




Name	68/26
Manufacturer	SkyJack
Type	Scissor Lifts
Power	Diesel
Platform Height	7.92m
Working Height	9.75m (stowed)
Platform Dimensions	2.44 x 1.42m
Extended Platform	3.96 x 1.42m
Safe Working Load	567kg
Handrails Lowered	1.60m
Closed Dimensions	2.70 x 1.70m
Machine Weight	3305kg



Name	68/32 Diesel
Manufacturer	SkyJack
Type	Scissor Lifts
Power	Diesel
Platform Height	9.75m
Working Height	11.75m (stowed)
Platform Dimensions	2.44 x 1.42m
Extended Platform	3.90 x 1.40m
Safe Working Load	454kg
Handrails Lowered	1.80m
Closed Dimensions	2.70 x 1.70m
Machine Weight	3475kg



Name	88/41
Manufacturer	SkyJack
Type	Scissor Lifts
Power	Diesel
Platform Height	12.50m
Working Height	14.50m (stowed)
Platform Dimensions	3.40 x 1.70m
Extended Platform	5.70 x 1.70m
Safe Working Load	681kg
Handrails Lowered	2.20m
Closed Dimensions	3.50 x 2.20m
Machine Weight	6173kg



Name	92/50
Manufacturer	SkyJack
Type	Scissor Lifts
Power	Diesel
Platform Height	15.24m
Working Height	17.24m (stowed)
Platform Dimensions	4.30 x 1.88m
Extended Platform	7.21 x 1.88m
Safe Working Load	681kg
Handrails Lowered	2.30m
Closed Dimensions	4.50 x 2.30m
Machine Weight	7407kg

Electric Vertical Mast Lifts

Diesel Scissor Lifts





Synergised Partnership



niftylift		niftylift		niftylift		niftylift		niftylift	
Name	HR12 N Narrow D/E	Name	HR12 D/E 4x4	Name	HR15 Narrow D/E	Name	HR17 Hybrid 4x4	Name	HR21 Hybrid 4x4
Manufacturer	Niftylift	Manufacturer	Niftylift	Manufacturer	Niftylift	Manufacturer	Niftylift	Manufacturer	Niftylift
Type	Boom Lifts	Type	Boom Lifts	Type	Boom Lifts	Type	Boom Lifts	Type	Boom Lifts
Power	Battery/ Bi-energy	Power	Hybrid	Power	Battery/ Bi-energy	Power	Hybrid	Power	Hybrid
Platform Height	10.20m	Platform Height	10.20m	Platform Height	13.50m	Platform Height	15.20m	Platform Height	18.80m
Working Height	12.20m (50ftw)	Working Height	12.20m (40ftw)	Working Height	15.50m (51ftw)	Working Height	17.20m (56ftw)	Working Height	20.80m (68ftw)
Working Reach	6.10m	Working Reach	6.10m	Working Reach	9.70m	Working Reach	9.40m	Working Reach	12.80m
Platform Dimensions	1.10 x 0.65m	Platform Dimensions	1.10 x 0.65m	Platform Dimensions	1.50 x 0.80m	Platform Dimensions	1.80 x 0.85m	Platform Dimensions	1.80 x 0.85m
Safe Working Load	200kg	Safe Working Load	200kg	Safe Working Load	225kg	Safe Working Load	225kg	Safe Working Load	225kg
Stowed Height	1.90m	Stowed Height	1.95m	Stowed Height	1.99m	Stowed Height	2.10m	Stowed Height	2.15m
Closed Dimensions	4.10 x 1.50m	Closed Dimensions	4.10 x 1.60m	Closed Dimensions	6.40 x 1.50m	Closed Dimensions	6.30 x 2.00m	Closed Dimensions	6.70 x 2.27m
Machine Weight	3100kg	Machine Weight	3500kg	Machine Weight	6700kg	Machine Weight	4750kg	Machine Weight	6500kg

Hybrid / Bi-fuel Boom Lifts




SKYJACK		MANITOU	
Name	S163 AJ	Name	280 TJ
Manufacturer	Skyjack	Manufacturer	Manitou
Type	Boom Lifts	Type	Boom Lifts
Power	Diesel	Power	Diesel
Platform Height	19.38m	Platform Height	25.75m
Working Height	21.21m (70ftw)	Working Height	27.75m (91ftw)
Working Reach	12.19m	Working Reach	21.45m
Platform Dimensions	2.40 x 0.91m	Platform Dimensions	2.30 x 0.90m
Safe Working Load	227kg	Safe Working Load	350kg
Stowed Height	2.54m	Stowed Height	2.15m
Closed Dimensions	9.14 x 2.44m	Closed Dimensions	8.04 x 2.27m
Machine Weight	9616kg	Machine Weight	16500kg

Diesel Boom Lifts




MANITOU		MANITOU	
Name	M 26-4	Name	M 30-4
Manufacturer	Manitou	Manufacturer	Manitou
Type	Forklifts	Type	Forklifts
Power	Diesel	Power	Diesel
Max. capacity	2600kg	Max. capacity	3000kg
Lifting height	3.70m	Lifting height	5.50m
Max. lifting height	7.00m	Max. lifting height	7.00m
Length	1.99m	Length	1.99m
Height	2.73m	Height	2.72m
Weight	5285kg	Weight	5485kg

Diesel Forklifts



Fuel Proof	
Name	Fuelcube
Manufacturer	Fuel Proof
Pump Type	Hand Pump
Capacity	900L
Length	1021mm
Width	1221mm
Height	1355mm
Empty Weight	350kg
Full Weight	1115kg



Fuel Proof	
Name	Fuelstore
Manufacturer	Fuel Proof
Pump Type	Electric 12v
Capacity	2000L
Length	2078mm
Width	1489mm
Height	1693mm
Empty Weight	820kg
Full Weight	2620kg


Fuel Browsers

Please contact your local TNR branch for prices & delivery costs

- 4 Hours rapid delivery response time from order
- All electric machines have been manufactured under the new machine directive 2011 giving 30% more lift cycles
- Free site survey to advise on the best lifting solutions
- Operations & delivery centre base at Warrington 400 metres off the M6 motorway at junction 20
- Product trained response team on call 24/7




ON SITE WITHIN 4 HOURS




PVC INSULATED & SHEATHED SINGLE CORE, FLAT TWIN & FLAT 3 CORE CABLES WITH BARE CPC (BS6004)

Conductor	Pack Size	Ref: 6242Y	Ref: 6243YH
Nominal area in mm ²	Metres	Light grey flat 2 core with bare CPC	Light grey flat 3 core with bare CPC
1.0 solid	100	✓	✓
1.5 solid	100	✓	✓
1.0 solid	50	✓	✓
1.5 solid	50	✓	✓




PVC INSULATED & SHEATHED SINGLE CORE CABLES (BS6004)

Conductor	Pack Size	Ref: 6181YH
Nominal area in mm ²	Metres	Single core
1.0 solid	100	✓
1.5 solid	100	✓
2.5 solid	50	✓
4	50	✓
6	100	✓
16	50	✓
25	50	✓




6242B - LSOH INSULATED & SHEATHED FLAT TWIN & FLAT 3 CORE CABLES WITH BARE CPC (BS7211)

Conductor	Pack Size	Ref: 6242BH	Ref: 6243BH
Nominal area in mm ²	Metres	White flat twin core with bare CPC	White flat 3 core with bare CPC
1.0 solid	100	✓	✓
1.5 solid	100	✓	✓
2.5 solid	100	✓	✓
4	100	✓	✓
6	100	✓	✓
10	100	✓	✓
16	100	✓	✓




XLPE INSULATED PVC SHEATHED ARMoured CABLES (BS5467)

Conductor	Nominal area in mm ²						
Ref No:	No. of Cores	1.5	2.5	4	6	10	16
6942XLH	2	✓	✓	✓	✓	✓	✓
6943XLH	3	✓	✓	✓	✓	✓	✓
6944XLH	4	✓	✓	✓	✓	✓	✓
6945XLH	5	✓	✓	✓	✓	✓	✓
6947XL	7	✓	✓	✓	✓	✓	✓




6491X - PVC INSULATED CONDUIT WIRE (BS6004)

Conductor	Pack Size	Colour
Nominal area in mm ²	Metres	
1 solid	100	Standard
1.5	100	Standard
2.5	100	Standard
4	100	Standard
6	100	Standard
10	100	Standard
16	100	Standard
25	Cut to length	Standard
35	Cut to length	Standard




XLPE INSULATED LSOH SHEATHED ARMoured CABLES (BS6724)

Conductor	Nominal area in mm ²						
Ref No:	No. of Cores	1.5	2.5	4	6	10	16
6942LSH	2	✓	✓	✓	✓	✓	✓
6943LSH	3	✓	✓	✓	✓	✓	✓
6944LSH	4	✓	✓	✓	✓	✓	✓



6491B - LSOH CONDUIT WIRE (BS7211)


Conductor	Pack Size	Colour
Nominal area in mm ²	Metres	
1.5	100 reels	Standard
2.5	100 reels	Standard
4	100 reels	Standard
6	100 reels	Standard
10	100 reels	Standard
16	100 reels	Standard
25	100 reels	Green/Yellow



PVC INSULATED & SHEATHED 300/300V LIGHT FLEXIBLE CORDS (BS6500)


Conductor	Pack Size	Ref: 2182Y	Ref: 2183Y	Ref: 2192Y
Nominal area in mm ²	Metres	2 core circular white sheath	3 core circular white sheath	4 core circular white sheath
0.5	100	✓	✓	✓
0.75	100	✓	✓	✓
0.5	50	✓	✓	✓
0.75	50	✓	✓	✓






PVC INSULATED & SHEATHED 300/500V FLEXIBLE (BS6500)

Conductor	Pack Size	Ref: 3182Y	Ref: 3183Y	Ref: 3184Y	Ref: 3185Y
Nominal area in mm ²	Metres	2 core circular white or black sheath	3 core circular white or black sheath	4 core circular white or black sheath	5 core circular white or black sheath
0.75	100	✓	✓	✓	✓
1	100	✓	✓	✓	✓
1.5	100	✓	✓	✓	✓
2.5	100	✓	✓	✓	✓
0.75	50	✓	✓	✓	✓
1	50	✓	✓	✓	✓
1.5	50	✓	✓	✓	✓
2.5	50	✓	✓	✓	✓


PVC INSULATED & SHEATHED 300/500V HEAT RESISTING FLEXIBLE CORDS (BS6500)

Conductor	Pack Size	Ref: 2182Y	Ref: 2183Y
Nominal area in mm ²	Metres	2 core circular white sheath	3 core circular white sheath
0.5	100	✓	✓
0.75	100	✓	✓
1	100	✓	✓
1.5	100	✓	✓
2.5	100	✓	✓
0.5	50	✓	✓
0.75	50	✓	✓
1	50	✓	✓
1.5	50	✓	✓
2.5	50	✓	✓




DATA CABLE

Code	Reel Size	Description
CAT5E	305 metres	CAT5 Cable UTP
CAT6E	305 metres	CAT6 Cable UTP




SATELLITE CABLE/COAX

Code	Reel Size	Description
CT100/100	100 metres	Digital Coax
CT100/250	250 metres	Digital Coax
D532	100 metres	Black Cable Coax - RG6




FP200 GOLD

Conductor	Pack Size	Ref: FP200 GOLD	Ref: FP200 GOLD	Ref: FP200 GOLD
Nominal area in mm ²	Metres	2 core with bare CPC	3 core with bare CPC	4 core with bare CPC
1.5	100	✓	✓	✓
2.5	100	✓	✓	✓




BELL WIRE

Code	Reel Size	Description
1299X100A	100 metres	0.85mm Bell Wire 50V



FP PLUS


Conductor	Pack Size	Ref: FP PLUS	Ref: FP PLUS
Nominal area in mm ²	Metres	2 core with bare CPC	4 core with bare CPC
1.5	100	✓	✓
2.5	100	✓	✓



ALARM CABLE

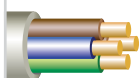
Code	Reel Size	Description
30-700	100 metres	B/A White Flexible Cable 4C
30-702	100 metres	B/A White Flexible Cable 6C
30-704	100 metres	B/A White Flexible Cable 8C

Visit your local TNR trade counter today



SY CABLE

Code	Reel Size	Description
326MF3/1.0100C	Cut to length	1.0MM MULTIFLEX 3C SY
326MF3/1.5100C	Cut to length	1.5MM MULTIFLEX 3C SY
326MF3/2.5100C	Cut to length	2.5MM MULTIFLEX 3C SY
326MF3/4.0100C	Cut to length	4.0MM MULTIFLEX 3C SY
326MF3/6.0100C	Cut to length	6.0MM MULTIFLEX 3C SY
326MF4/1.0100C	Cut to length	1.0MM MULTIFLEX 4C SY
326MF4/1.5100C	Cut to length	1.5MM MULTIFLEX 4C SY
326MF4/2.5100C	Cut to length	2.5MM MULTIFLEX 4C SY
326MF4/4.0100C	Cut to length	4.0MM MULTIFLEX 4C SY
326MF5/1.0100C	Cut to length	1.0MM MULTIFLEX 5C SY
326MF5/1.5100C	Cut to length	1.5MM MULTIFLEX 5C SY
326MF5/2.5100C	Cut to length	2.5MM MULTIFLEX 5C SY
326MF5/4.0100C	Cut to length	4.0MM MULTIFLEX 5C SY
326MF5/6.0100C	Cut to length	6.0MM MULTIFLEX 5C SY
326MF7/0.75100	Cut to length	0.75MM MULTIFLEX 7C SY
326MF7/1.0100C	Cut to length	1.0MM MULTIFLEX 7C SY
326MF7/1.5100C	Cut to length	1.5MM MULTIFLEX 7C SY
326MF7/2.5100C	Cut to length	2.5MM MULTIFLEX 7C SY



PHONE CABLE

Code	Reel Size	Description
MK17646BLK	100 metres	BT CABLE 3 PAIR - BLACK
MK17647	100 metres	PHONE CABLE 4 PAIR
MK17648	100 metres	PHONE CABLE 6 PAIR

OUR BRANCHES

Open 7:30–5:30 (Mon–Fri) & Sat AM

Anglesey:
01248 719077
anglesey@tnr.co.uk

Mochdre:
01492 548123
mochdre@tnr.co.uk

Ashton:
0161 882 9453
ashton@tnr.co.uk

Pwllheli:
01758 719429
pwllheli@tnr.co.uk

Chester:
01244 675779
chester@tnr.co.uk

Rhyl:
01745 356033
rhyl@tnr.co.uk

Crewe:
01270 584671
crewe@tnr.co.uk

Rochdale:
01706 648352
rochdale@tnr.co.uk

Holyhead:
01407 521311
holyhead@tnr.co.uk

Stockport:
0161 480 9141
stockport@tnr.co.uk

Knutsford:
01565 930400
knutsford@tnr.co.uk

Warrington:
01925 650501
warrington@tnr.co.uk

Macclesfield:
01625 433617
macclesfield@tnr.co.uk

ARMOURED GLANDS & CLEATS BW ARMOURED GLAND PACK SELECTOR

Nominal Conductor Area		Number of Cores (600/1000V) <i>Guidance only. Accurate cable dimensions should be acquired before ordering any item.</i>								
		1	2	3	4	5	7	12	19	27
1.5mm ²	GLAND	-	20S	20S	20S	20S	20S	20	25	25
	CLEAT	-	PCC5	PCC5	PCC6	PCC6	PCC6	PCC8	PCC9	PCC10
2.5mm ²	GLAND	-	20S	20S	20S	20	20	25	25	32
	CLEAT	-	PCC6	PCC6	PCC6	PCC6	PCC7	PCC9	PCC10	PCC12
4.0mm ²	GLAND	-	20S	20S	20	20	25	-	-	-
	CLEAT	-	PCC6	PCC7	PCC7	PCC7	PCC8	-	-	-
6.0mm ²	GLAND	-	20	20	20	-	-	-	-	-
	CLEAT	-	PCC7	PCC8	PCC8	-	-	-	-	-
10.0mm ²	GLAND	-	20	25	25	-	-	-	-	-
	CLEAT	-	PCC8	PCC9	PCC9	-	-	-	-	-
16.0mm ²	GLAND	-	25	25	25	-	-	-	-	-
	CLEAT	-	PCC9	PCC10	PCC10	-	-	-	-	-
25.0mm ²	GLAND	-	25	25	32	-	-	-	-	-
	CLEAT	-	PCC12	PCC12	PCC12	-	-	-	-	-
35.0mm ²	GLAND	-	25	32	32	-	-	-	-	-
	CLEAT	-	PCC12	PCC12	PCC14	-	-	-	-	-
50.0mm ²	GLAND	25	32	32	40	-	-	-	-	-
	CLEAT	PCC8	PCC12	PCC12	PCC14	-	-	-	-	-
70.0mm ²	GLAND	25	32	40	40	-	-	-	-	-
	CLEAT	PCC9	PCC12	PCC14	PCC16	-	-	-	-	-
95.0mm ²	GLAND	25	40	40	50	-	-	-	-	-
	CLEAT	PCC10	PCC14	PCC16	PCC18	-	-	-	-	-

IP RATINGS

IP **4** **5**

The IP ratings system states the degree or protection provided by an enclosure against solid objects or water ingress. Table 1 shows degrees of protection against solid objects, and table 2 shows degrees of protection against water.

TABLE 1: Protection against SOLID OBJECTS (First digit)

HIGH	6	Dust tight. No ingress possible from dust.
	5	Dust protected. Prevents ingress of dust
	4	Protection against solid objects greater than 1.0mm
	3	Protection against solid objects greater than 2.5mm
	2	Protection against solid objects greater than 12.5mm
	1	Protection against solid objects greater than 50mm
LOW	0	No protection

TABLE 2: Protection against WATER (Second digit)

HIGH	8	Protection against effects of continuous water immersion
	7	Protection against effects of temporary water immersion
	6	Protection against powerful jets of water, preventing ingress
	5	Protection against jets of water from any direction
	4	Protection against splashing water from any direction
	3	Protection against spraying water tilted up to 60°
	2	Protection against dripping water tilted up to 15°
	1	Protection against dripping water
LOW	0	No protection

PVC CABLES

Multicore PVC Insulated Cables (Non Armoured, Copper Conductors) Current - Carrying Capacity (Ampères)

Ambient temperature: 30°C
Conductor operating temperature: 70°C

6242Y to BS 6004 6243Y to BS 6346

Conductor Cross-Sectional Area	Reference Method	Reference Method		Reference Method
	Enclosed in an insulated wall etc. 1 x 3 core or 1 x 4 core cable, three-phase AC	Enclosed conduit on a wall or ceiling or in trunking	1 x 2 core cable single-phase AC or DC	1 x 3 core or 1 x 4 core cable three-phase AC
mm ²	Amps	Amps	Amps	Amps
1.0	10	13	11.5	15
1.5	13	16.5	15	19.5
2.5	17.5	23	20	27
4.0	23	30	27	36
6.0	29	38	34	46
10.0	39	52	46	63
16.0	52	69	62	85
25.0	68	90	80	112
35.0	83	111	99	138
50.0	99	133	118	168
70.0	125	168	149	213
95.0	150	201	179	258

PVC SINGLES

Current - Carrying Capacity (Ampères)

6491X to BS 6004

Conductor Cross-Sectional Area	Reference Method	Reference Method	
	Enclosed in conduit or surface trunking	Enclosed in conduit on a wall, ceiling or in trunking buried in thermally insulated wall	
Size mm ²	S/Phase AC Amps	S/Phase AC Amps	T/Phase AC Amps
1.5	17	14	13
2.5	24	19	18
4.0	32	26	24
6.0	41	34	31
10.0	57	46	42
16.0	76	61	56
25.0	101	80	73
35.0	125	99	89
50.0	151	119	108
70.0	192	151	136
95.0	232	182	164

WARNING NOTICE!

Current ratings are dependent on the type of installation and are for guidance purposes only. For precise cable ratings please refer to the current edition of the IEE wiring regulations.

SWA CABLES

Ambient temperature: 30°C
Conductor operating temperature: 70°C
BS 6346

Current - Carrying Capacity (Ampères)

Conductor Cross-Sectional Area	Reference Method Enclosed in conduit or surface trunking		Reference Method Enclosed in conduit or trunking buried in thermally insulated wall	
	1 x 2 core cable single-phase AC or DC	1 x 3 core or 4 core cable three-phase AC	1 x 2 core cable single-phase AC or DC	1 x 3 core or 4 core cable three-phase AC
mm²	Amps	Amps	Amps	Amps
1.5	21	18	22	19
2.5	28	25	31	26
4.0	38	33	41	35
6.0	49	42	53	45
10.0	67	58	72	62
16.0	89	77	97	83
25.0	118	102	128	110
35.0	145	125	157	135
50.0	175	151	190	163
70.0	222	192	241	207
95.0	269	231	291	251

BUTYL

Ambient temperature: 30°C
Conductor operating temperature: 70°C

Current - Carrying Capacity (Ampères)

Conductor Cross-Sectional Area	Reference Method Enclosed in conduit or trunking		Reference Method Clipped direct	
	1 x 3 core or 1x 4 core cable three-phase AC		1 x 2 core cable single-phase AC or DC	1 x 3 core or 4 core cable three-phase AC
mm²	Amps		Amps	Amps
1.0	14.5		18	16
1.5	18.5		23	20
2.5	25		32	28
4.0	33		43	37
6.0	43		55	48

PVC FLEXES

Ambient temperature: 30°C
Conductor operating temperature: 70°C
BS 6141 / BS 6500

Current - Carrying Capacity (Ampères)

Conductor Cross-Sectional Area	Conductor cross-sectional area	
	Single-phase AC	Three-phase AC
mm²	Amps	Amps
0.5	3	3
0.75	6	6
1.0	10	10
1.25	13	-
1.5	16	16
2.5	25	20
4.0	32	25

WARNING NOTICE!

Current ratings are dependent on the type of installation and are for guidance purposes only. For precise cable ratings please refer to the current edition of the IEE wiring regulations.

T.N. Robinson Ltd. -
A history built on service, value and trust

T.N. Robinson Ltd. *Serving Stockport and beyond since 1923*



ANGLESEY

01248 719077, Unit 35 Gaerwen Industrial Estate, Gaerwen, Anglesey LL60 6HR

ASHTON

0161 882 9453, Unit 6 Alexandria Drive, Ashton U Lyne, OL7 0QN

CHESTER

01244 675779, Unit D3 Brymau 1 Industrial Estate, River Lane, Saltney, Chester CH4 8RG

CREWE

01270 584671, Unit 3 Longford Works, Hope Street, Crewe, Cheshire CW2 7DR

HOLYHEAD

01407 521311, Unit 37a Penrhos Industrial Estate LL65 2FD

KNUTSFORD

01565 930400, 4 Wolfe Cl, Parkgate Industrial Estate, WA16 8XJ

MACCLESFIELD

01625 433617, The Arsenal, Heapy Street, Macclesfield, Cheshire SK11 7JB

MOCHDRE

01492 548123, Network House, Conwy Road, Colwyn Bay, Mochdre LL28 5HN

PWLLHELI

01758 719429, Unit 7 Glan Y Don Industrial Estate, Pwllheli LL53 5YT

RHYL

01745 356033, Unit 5 Bridge Business Park, Marsh Road, Rhyl, Denbighshire LL18 2AB

ROCHDALE

01706 648352, Unit 4 Halfpenny Bridge Industrial Estate, Lincoln Street, Rochdale OL11 1NS

STOCKPORT

0161 480 9141, Daw Bank, Stockport, Cheshire SK3 0EH

WARRINGTON

01925 650501, Unit 5 Priestley Business Centre, Priestley Street, Warrington, WA5 1TF

13 BRANCHES
ACROSS THE
NORTH OF
ENGLAND &
WALES



- Same day delivery
- Guaranteed stock
- Knowledgeable staff
- Excellent value and choice
- 20,000+ products in stock
- Great deals, every day
- Trade accounts



Local People
with
**NATIONAL
POWER**



www.tnr.co.uk